2021

.....4

.....9

.....23

.....84

..... 7

.....

LDT

/

/

/

/

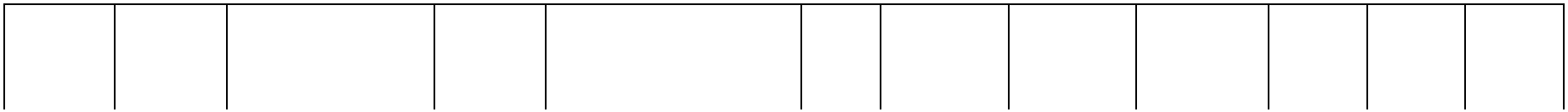

/

/

/

/

/

/

/

/

/

/

/

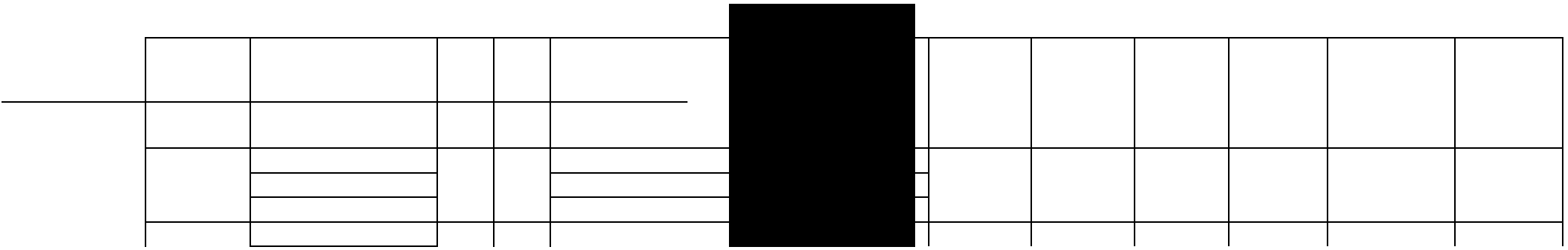

2 0

Lihui Zou			

/

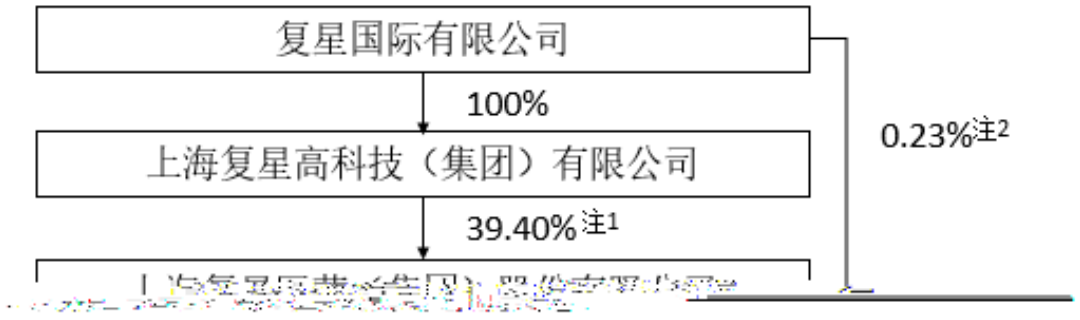
复星国际有限公司
100%
上海复星高科技（集团）有限公司
39.40%注1
0.23%注2

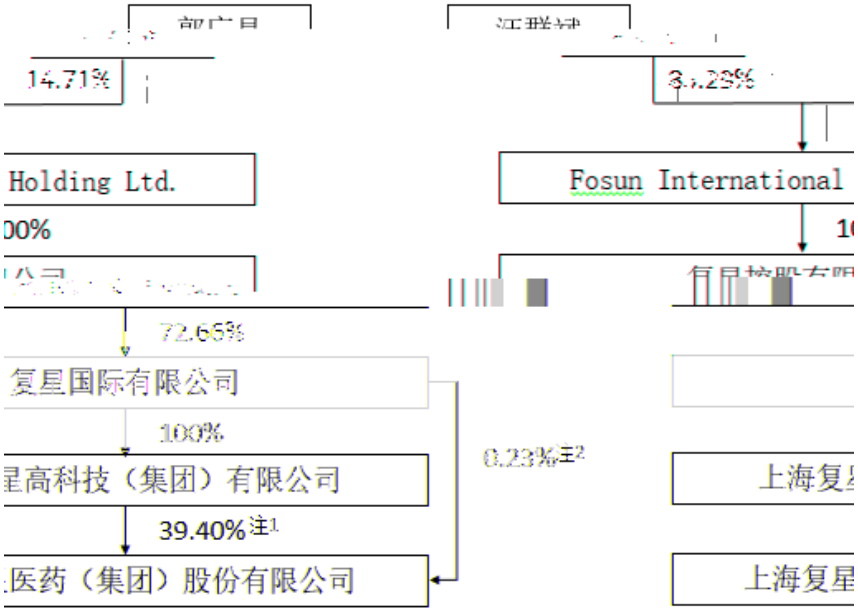
14.71%
Holding Ltd.
00%
72.66%
复星国际有限公司
100%
星高科技（集团）有限公司
39.40%注1
医药（集团）股份有限公司
Fosun International
0.23%注2
上海复
上海复星



2022 60469139_B01

2021 12 31

2021

2021

12 31 2021

2022 60469139_B01

2021 10 28

1,108,033,767.00

13.01%

100% 60%

73.01%

2021 11 10

101,880,800.00

44.2944% 80,000,000.00

3,304,273.13

58.6702%

4

33 1

2022 60469139_B01

2021 12 31 9,399,987,036.57 18 33 21	

2022 60469139_B01

2021 12 31 1,203,208,761.28 17. 18. 33. 19.	
2021 1,310,579,370.98 17. 17. 33. 20.	

2022 60469139_B01

1

2
3
4

5

6

2022 60469139_B01

2021 12 31

	25	9,420,129,313.44	7,915,983,420.39
	26	548,388,304.87	346,929,837.09
	27	4,515,272,864.69	2,942,090,808.03
	28	1,150,274,106.91	1,020,308,708.59
	29	1,295,840,246.83	916,178,699.29
	30	727,522,247.25	564,730,793.59
	31	4,996,429,841.33	4,115,729,475.45
	32	5,127,487,867.14	6,995,834,050.73
	33	1,528,600,495.19	54,566,788.74
		29,309,945,287.65	24,872,352,581.90
	34	6,694,183,385.90	7,145,885,213.28
	35	2,354,886,327.49	1,329,800,745.62
	36	648,360,205.12	627,290,667.14
	37	245,793,336.10	269,488,470.45
	38	54,425,000.00	-
	39	512,806,418.38	482,200,541.96
	23	3,129,746,176.23	2,852,996,777.11
	40	1,968,080,369.57	121,712,891.17
		15,608,281,218.79	12,829,375,306.73
		44,918,226,506.44	37,701,727,888.63

	41	2,562,898,545.00	2,562,898,545.00
	42	14,029,021,356.33	15,132,624,926.78
	43	(1,265,831,690.95)	(933,578,667.83)
	44	2,826,306,841.05	2,728,605,030.76
	45	21,039,554,088.71	17,504,983,296.51
		39,191,949,140.14	36,995,533,131.22

2021

2021			
		(344,181,637.28)	(589,844,584.54)
	43	(332,253,023.12)	(543,813,475.34)
		10,777,649.73	88,648,727.48
		(2,267,595.02)	(13,458,419.38)
		55,482,399.70	21,837,374.77
		(396,245,477.53)	(640,841,158.21)
	43	(11,928,614.16)	(46,031,109.20)
		4,643,256,435.01	3,350,135,187.63
		4,403,016,667.71	3,118,999,462.64
		240,239,767.30	231,135,724.99

2021

2021

2,562,898,545.00	15,132,624,926.78	(933,578,667.83)	2,728,605,030.76	17,504,983,296.51	36,995,533,131.22	8,988,748,681.73	45,984,281,812.95
-	-	(332,253,023.12)	-	4,735,269,690.83	4,403,016,667.71	240,239,767.30	4,643,256,435.01
-	816,749,533.03	-	-	-	816,749,533.03	527,924,234.22	1,344,673,767.25
-	-	-	-	-	-	444,731,309.69	444,731,309.69
-	-	-	(5,874,723.82)	5,874,723.82	-	(409,303,648.00)	(409,303,648.00)
-	(990,315,108.81)	-	-	-	(990,315,108.81)	(166,954,963.25)	(1,157,270,072.06)
-	3,488,046.17	-	-	-	3,488,046.17	5,253,738.83	8,741,785.00
-	-	-	-	-	-	93,258,515.02	93,258,515.02
-	(1,047,472,945.87)	-	-	-	(1,047,472,945.87)	(451,483,561.51)	(1,498,956,507.38)
-	-	-	-	-	-	49,665,600.00	49,665,600.00
-	-	-	-	-	-	87,676,064.18	87,676,064.18
-	-	-	103,576,534.11	(103,576,534.11)	-	-	-
-	-	-	-	(1,102,997,088.34)	(1,102,997,088.34)	(259,642,658.93)	(1,362,639,747.27)
-	133,961,702.73	-	-	-	133,961,702.73	33,502,232.10	167,463,934.83

2021

2020

2,562,898,545.00	12,143,652,211.28	(467,993,508.26)	2,523,799,886.55	15,125,708,928.46	31,888,066,063.03	7,316,147,261.14	39,204,213,324.17
-	-	(543,813,475.34)	-	3,662,812,937.98	3,118,999,462.64	231,135,724.99	3,350,135,187.63
-	1,635,889,030.73	-	-	-	1,635,889,030.73	795,006,643.81	2,430,895,674.54
-	558,100,731.77	-	-	-	558,100,731.77	538,299,224.48	1,096,399,956.25
-	-	-	-	-	-	(7,859,703.89)	(7,859,703.89)
-	-	-	-	-	-	(109,771,269.35)	(109,771,269.35)
-	(996,265,844.29)	-	-	-	(996,265,844.29)	(1,013,373,392.51)	(2,009,639,236.80)
-	16,161,313.12	-	-	-	16,161,313.12	(16,161,313.12)	-
-	-	-	-	-	-	213,155,997.60	213,155,997.60
-	1,194,072,189.95	-	-	-	1,194,072,189.95	1,226,423,540.83	2,420,495,730.78
-	-	-	-	-	-	86,299,960.98	86,299,960.98
-	-	-	-	-	-	19,220,000.00	19,220,000.00
-	-	-					

		2021	2020
			34
		38,389,629,999.42	31,962,982,862.21
		434,448,522.26	289,383,826.73
63		616,886,558.74	696,578,772.61
		39,440,965,080.42	32,948,945,461.55
		17,531,481,837.94	14,617,942,230.19
		7,096,709,005.86	5,289,421,418.84
		2,270,669,937.06	2,485,782,226.98
63		8,593,357,290.43	7,976,025,235.67
		35,492,218,071.29	30,369,171,111.68
64		3,948,747,009.13	2,579,774,349.87
		1,506,003,065.67	1,464,268,988.17
		662,250,768.42	572,901,937.69
		97,098,042.41	8,881,168.62
64		1,688,232,988.48	13,602,504.85
63		680,266,752.55	161,678,774.37
		4,633,851,617.53	2,221,333,373.70
		4,972,586,604.42	4,437,119,048.89
		1,424,633,715.77	1,070,102,213.82
64		1,306,799,135.14	153,937,806.25
63		786,819,228.19	1,266,403,021.59
		8,490,838,683.52	6,927,562,090.55
		(3,856,987,065.99)	(4,706,228,716.85)

2021

	2021	2020
	952,306,953.88	1,247,961,570.85
	952,306,953.88	1,247,961,570.85
	29,201,260,469.75	17,961,360,471.14
63	326,636,452.96	2,442,187,213.87
	30,480,203,876.59	21,651,509,255.86
	27,391,947,903.09	15,707,759,261.46
	2,205,893,401.17	2,192,526,410.74
	291,933,343.41	357,885,491.97

2021 12 31

		2021 12 31	2020 12 31
		3,494,083,642.11	2,791,543,403.07
		103,445,897.10	113,132,341.24
		114,469,581.93	26,680,772.74
		3,319,990,211.62	3,370,447,197.14
	8	2,258,231,346.51	5,505,218,041.39
		1,213,795,137.21	4,781,803.87
		10,504,015,816.48	11,811,803,559.45
	9	2,802,000,000.00	1,533,550,250.00
	35	2,354,886,327.49	1,329,800,745.62
		1,151,018,873.79	1,151,018,873.79
		6,307,905,201.28	4,014,369,869.41
		16,811,921,017.76	15,826,173,428.86
		2,562,898,545.00	2,562,898,545.00
		14,363,581,643.18	14,532,167,777.96
		(41,330,954.39)	(106,604,221.13)
		1,281,449,272.50	1,281,449,272.50
		10,646,984,981.80	8,627,216,461.66
		28,813,583,488.09	26,897,127,835.99
		45,625,504,505.85	42,723,301,264.85

2021

	2021	2020
10	11,233,581.88	40,947,814.50
0	278,719.57	8,963.90

2021

	2021	2020
	65,273,266.74	111,749,687.87
	10,777,649.73	88,648,727.48
	-	4,452,367.05
	54,495,617.01	18,648,593.34
	3,100,047,449.32	1,645,993,919.45

2021

2021

2021

2020

2,562,898,545.00	14,237,158,322.00	(303,728,326.08)	1,281,449,272.50	8,178,851,757.11	25,956,629,570.53
-	-	111,749,687.87	-	1,534,244,231.58	1,645,993,919.45
-	-	-	-	(1,000,505,109.95)	(1,000,505,109.95)
-	-	85,374,417.08	-	(85,374,417.08)	-
-	295,009,455.96	-	-	-	295,009,455.96
2,562,898,545.00	14,532,167,777.96	(106,604,221.13)	1,281,449,272.50	8,627,216,461.66	26,897,127,835.99

	2021	2020
	12,867,341.75	36,499,170.75
	596,600.22	-
	151,701,151.61	163,525,808.25
	165,165,093.58	200,024,979.00
	150,524,317.01	131,530,733.00
	604,216.77	37,569,943.22
	805,235,853.46	68,570,365.43
	956,364,387.24	237,671,041.65
	(791,199,293.66)	(37,646,062.65)
	532,142,751.60	65,884,959.55
	893,453,579.35	672,593,975.62
	27,000.00	343,250.00
	1,573,660,000.00	-
	2,999,283,330.95	738,822,185.17
	2,877,550.54	1,931,686.11
	404,411,803.91	374,369,685.39
	407,289,354.45	376,301,371.50
	2,591,993,976.50	362,520,813.67

2021

	2021	2020
	13,982,421,669.75	7,287,808,000.00
	13,132,352,500.25	14,281,783,758.73
	27,114,774,170.00	21,569,591,758.73
	12,976,350,200.00	6,679,857,300.00
	1,725,568,340.11	1,518,776,711.89
	14,184,525,696.33	14,161,812,158.91
	28,886,444,236.44	22,360,446,170.80
	(1,771,670,066.44)	(790,854,412.07)
	(199,253.14)	(769,785.00)
/	28,925,363.26	(466,749,446.05)
	48,610,650.37	515,360,096.42
	77,536,013.63	48,610,650.37

1998 3 31

A H

2022 3 22

1

2

( )

2021

1.

2021

12 31 2021

2.

1 1 12 31

3.

4.

5.

5.

6.

7.

8.

9.

1
2

a

b

9.

9.

9.

9.

10.

11.

12.

12.

13.

	0%	-
10-45	0%-10%	2%-10%
3-16	0%-10%	5.63%-33.33%
5-10	0%-5%	9.50%-20%
2-10	0%-10%	9%-50%
3-10	0%-10%	9%-33.33%
3-15	0%-10%	6%-33.33%

14.

15.

(1)
(2)
(3)

(1)

(2)

3

16.

17.

20-50

2-10

17.

18.

19.

5-10
5

20.

2021

21.

23.

/

/

24.

24.

_____

_____

22

25.

_____

_____

26.

1

2
3

1
2

1 2

27.

,

28.

28.

(1)

(2)

(1)

(2)

29.

1
2

16 21

29.

1
2

1

2

12

35,000.00

29.

30.

31.

32.

(　　)

33.

33

21

33

34.

34.

34.

2021

1.

3% 6% 9% 13%

25%

Gland Pharma Limited
25.17% Breas
Medical Holdings AB
20.60% Tridem Pharma S.A.S
26.50%
Nova Medical Israel Ltd.(Nova)
23%

2.

2019

2019

2021 15%

2021 2030

15%

2.

2021 2030
15%
( ) 2018 25 2018 2021
40% 9%

[2017]79 2020
2022 15%

Alma Lasers Ltd. (Alma)
2011 A Special Preferred
Technological Enterprise ("SPTE") ,2021 6%

20%

3.

	2021	2020
	16,227,279.63	242,399,744.42

2021 12 31 2020 12 31

2021 2020

4.

3 6

	2021	2020
	6,050,772,300.12	4,494,797,447.90
	129,355,751.97	186,529,750.39
	55,348,529.48	42,505,647.50
	120,136,329.51	121,553,690.41
	6,355,612,911.08	4,845,386,536.20
	326,380,326.75	280,726,941.09
	6,029,232,584.33	4,564,659,595.11

4.

	2021 12 31	2020 12 31
	280,726,941.09	222,601,100.78
	81,790,539.54	120,016,795.74
	9,335,910.04	40,332,784.81
	26,801,243.84	21,558,170.62
	326,380,326.75	280,726,941.09

4.

2021 2020

2021 81,790,539.54 2020 120,016,795.74
9,335,910.04 2020 40,332,784.81

2021 26,801,243.84 2020
21,558,170.62

2021 2020

2021 12 31
1,332,078,775.67 2020 12 31 976,800,277.26
20.96% 2020 12 31 20.16%
16,469,830.32 2020 12 31 13,625,552.50

2021

5.

	2021	2020
	427,883,962.35	628,881,442.84

2021 7,741,457.00
2020

2021		2020	
2,373,628,317.24	-	1,685,062,210.60	-

6.

2021

7.

	2021	2020
	19,678,020.08	19,533,042.29
	822,880,004.91	306,098,441.15
	842,558,024.99	325,631,483.44

	2021	2020
	19,678,020.08	19,533,042.29

		2021	2020
1		736,659,238.54	215,133,987.08
1	2		

7

12

2021

7

12

2020

2021	1,965,077.66	2020	53,621,358.97
	799,153.07	2020	28,468,975.35
2021	2,367,888.27	2020	42,403,057.90

2021

7

2021 12 31

		(%)	
	319,220,000.00	37.84	-
	19,688,800.00	2.33	-
	15,000,000.00	1.78	-
	14,042,122.21	1.66	-
	8,900,000.00	1.06	-
	376,850,922.21	44.67	-

2020 12 31

		(%)	
	19,688,800.00	6.00	-
	15,000,000.00	4.57	-
	8,900,000.00	2.71	-
	8,000,000.00	2.44	-
	8,000,000.00	2.44	-
	59,588,800.00	18.16	-

2021 2020

2021 12 31 2020 12 31

2021

8.

2,125,698,797.68	33,855,165.20	2,091,843,632.48	1,945,823,862.53	28,693,904.85	1,917,129,957.68
955,652,952.08	9,319,562.83	946,333,389.25	889,563,192.55	6,536,314.49	883,026,878.06
894,506,849.78	48,879,565.95				

8.

2021

	(%)
	0.26
	0.01
	1.54
	0.65
	0.66
	0.74

2020

	(%)
	0.12
	-
	-
	0.12
	0.04
	-

( )

2021

13.

2021

359,772,381.52

( )

2021

13.

2020

344,488,040.92	145,317,000.00	-

13.

2021

SMS	194,705,331.51	27,951,761.49	-	222,657,093.00
AMG	81,354,954.21	-	81,354,954.21	-
EOS Imaging	38,524,620.71	-	38,524,620.71	-
SALADAX	-	129,704,627.20	-	129,704,627.20
	-	64,981,562.74	-	64,981,562.74
Integrated Endoscopy	-	30,096,982.21	-	30,096,982.21
	8,600,000.00	209,752,672.22	-	218,352,672.22
	323,184,906.43	462,487,605.86	119,879,574.92	665,792,937.37

EOS Imaging

2020

SMS	110,850,047.05	83,855,284.46	-	194,705,331.51
AMG	81,354,954.21	-	-	81,354,954.21
EOS Imaging	38,524,620.71	-	-	38,524,620.71
	8,600,000.00	-	-	8,600,000.00
	66,903,300.08	-	66,903,300.08	-
	306,232,922.05	83,855,284.46	66,903,300.08	323,184,906.43

14.

2021

	(97,824,000.00)	-	-	-
	(5,315,455.91)	24,535,265.91	-	-
	(57,840,244.29)	5,380,290.30	-	8,440.99
	(160,979,700.20)	29,915,556.21	-	8,440.99

2020

	(97,824,000.00)	-	-	-
	-	-	1,554,442.36	-
	(62,177,602.68)	1,042,931.91	-	-
	(160,001,602.68)	1,042,931.91	1,554,442.36	-

1,206,488,930.44	1,460,768,948.41

16.

2021

2021

16.

2020

5,799,237,174.05	188,044,265.34	5,501,019,516.00	691,325,684.78	418,824,082.06	117,337,256.87	642,369,158.91	13,358,157,138.01
32,333,222.51	25,294,639.30	342,253,291.28	74,404,464.05	44,860,426.35	13,215,585.11	131,136,775.78	663,498,404.38
647,792,381.70	-	419,258,112.73	8,246,218.90	21,864,522.47	3,208,406.04	9,367,459.54	1,109,737,101.38
619,227.20	-	136,504,252.04	-	1,162,808.85	317,825.00	11,914,126.10	150,518,239.19
(61,012,093.95)	-	(99,326,763.40)	(32,517,918.51)	(24,953,078.03)	(12,020,267.80)	(31,086,888.76)	(260,917,010.45)
(27,101,091.00)	-	(44,495.00)	(10,068,865.65)	(1,349,290.22)	(804,199.03)	(1,651,837.00)	(41,019,777.90)
(29,542,653.10)	(16,759,976.53)	(91,608,474.53)	(395,427.28)	(3,073,052.00)	(575,666.11)	(6,516,901.20)	(148,472,150.75)
6,362,326,167.41	196,578,928.11	6,208,055,439.12	730,994,156.29	457,336,419.48	120,678,940.08	755,531,893.37	14,831,501,943.86
2,105,340,562.97	-	2,744,835,411.03	440,188,338.93	246,098,886.93	72,221,834.33	333,414,376.37	5,942,099,410.56
246,740,887.81	-	474,987,990.65	80,320,513.61	47,601,172.20	11,865,079.00	82,591,777.56	944,107,420.83
514,879.55	-	65,195,996.42	-	1,010,955.52	317,825.00	4,166,314.76	71,205,971.25
(54,176,954.39)	-	(88,815,127.88)	(27,116,142.67)	(21,509,652.28)	(9,916,008.63)	(19,867,600.20)	(221,401,486.05)
(121,120.00)	-	-	(636,128.31)	(125,684.07)	(93,849.02)	(137,304.47)	(1,114,085.87)
(3,101,954.02)	-	(35,928,678.50)	(227,155.86)	(2,021,677.70)	(417,537.57)	(3,012,906.57)	(44,709,910.22)
2,295,196,301.92	-	3,160,275,591.72	492,529,425.70	271,054,000.60	73,977,343.11	397,154,657.45	6,690,187,320.50

16.

2021

2,337,554.98	2,220,677.23		116,877.75
335,542.30	318,765.18		16,777.12
760,000.87	722,000.83		38,000.04
3,433,098.15	3,261,443.24		171,654.91

2020

2,337,554.98	2,220,677.23	-	116,877.75
335,542.30	318,765.18	-	16,777.12
760,000.87	722,000.83	-	38,000.04
3,433,098.15	3,261,443.24	-	171,654.91

72,110,373.22	89,730,910.06
-	279,061.58
72,110,373.22	90,009,971.64

2021 12 31

58,520,013.98

17.

	2021	2020
	3,616,009,294.19	4,119,415,142.46
	1,695,225.82	2,127,902.18
	3,617,704,520.01	4,121,543,044.64

	2021 12 31			2020 12 31		
GMP	75,461,181.45	-	75,461,181.45	127,929,234.85	-	127,929,234.85
	2,269,480,434.38	-	2,269,480,434.38	2,307,680,569.04	-	2,307,680,569.04
	559,049,833.11	-	559,049,833.11	629,897,733.52	-	629,897,733.52
	145,810,026.79	-	145,810,026.79	637,715,792.56	-	637,715,792.56
	566,207,818.46	-	566,207,818.46	416,191,812.49	-	416,191,812.49

17.

2021

142,632,871.71	127,929,234.85	7,593,808.57	-	30,447,276.53	29,614,585.44	-	75,461,181.45	53%
3,320,913,107.28	2,307,680,569.04	1,056,083,746.76	229,299,909.29	272,198,635.00	45,531,190.90	1,005,853,964.81	2,269,480,434.38	59%
845,979,361.37	629,897,733.52	361,222,412.40	29,089,867.36	437,974,539.03	23,185,641.14	-	559,049,833.11	66%
164,894,674.02	637,715,792.56	304,749,341.28	-	365,939,803.18	5,860,640.97	424,854,662.90	145,810,026.79	79%
892,886,321.67	416,191,812.49	481,720,616.46	3,881,715.70	264,248,202.82	71,338,123.37	-	566,207,818.46	62%
	4,119,415,142.46	2,211,369,925.47	262,271,492.35	1,370,808,456.56	175,530,181.82	1,430,708,627.71	3,616,009,294.19	

2020

GMP

17.

2021

GMP	54%	16,578,057.48	359,228.99	5.14%
	35%	77,375,104.50	24,122,225.27	3.53%
		93,953,161.98	24,481,454.26	

18.

2021

906,280,202.65	70,511,178.22	22,509,873.33	999,301,254.20
1,618,749.81	-	-	1,618,749.81
198,972,986.89	-	-	198,972,986.89
(43,542,287.63)	(30,474,514.47)	-	(74,016,802.10)
(16,043,492.41)	-	-	(16,043,492.41)
(5,331,463.09)	-	(514,716.41)	(5,846,179.50)
1,041,954,696.22	40,036,663.75	21,995,156.92	1,103,986,516.89
223,190,607.69	20,378,109.37	10,194,684.39	253,763,401.45
144,173,944.65	7,732,180.36	4,874,316.06	156,780,441.07
337,239.54	-	-	337,239.54
(21,093,672.18)	(24,682,508.88)	-	(45,776,181.06)
(7,714,230.23)	-	-	(7,714,230.23)
(459,587.27)	-	(291,742.08)	(751,329.35)
338,434,302.20	3,427,780.85	14,777,258.37	356,639,341.42
703,520,394.02	36,608,882.90	7,217,898.55	747,347,175.47
683,089,594.96	50,133,068.85	12,315,188.94	745,537,852.75

2021

18.

2020

2021

19.

2021

2,204,794,195.60	347,601,412.23	3,774,062,620.54	221,535,288.04	2,030,002,461.56	1,886,218,419.20	553,082,494.68	11,017,296,891.85
138,174,748.53	-	17,824,335.44	38,926,486.33	8,066,650.00	24,000,000.00	124,779,512.00	351,771,732.30
24,148,191.50	-	1,373,671,443.23	171,435.64	-	-	-	1,397,991,070.37
-	-	306,950,896.02	-	522,965,429.52	-	-	829,916,325.54
(188,833,267.98)	-	(16,686,635.88)	(2,094,576.36)	-	-	(1,300,000.00)	(208,914,480.22)
-	-	(23,706,204.65)	(683,952.83)	-	-	-	(24,390,157.48)
(44,534,529.23)	-	-	-	-	-	-	(44,534,529.23)
-	(8,633,592.73)	(89,065,854.83)	(5,196,882.57)	(705,852.33)	(54,602,647.02)	-	(158,204,829.48)
2,133,749,338.42	338,967,819.50	5,343,050,599.87	252,657,798.25	2,560,328,688.75	1,855,615,772.18	676,562,006.68	13,160,932,023.65
283,929,599.04	10,767,757.89	1,091,503,571.32	151,143,982.20	85,506,636.69			

19.

2021

-	-	20,613,999.99	-	64,000,000.00	-	475,327.74	85,089,327.73
1,822,448,602.15	320,232,183.04	3,954,916,871.66	77,276,080.43	2,345,804,130.91	1,117,674,989.37	637,901,540.26	10,276,254,397.82
1,920,864,596.56	336,833,654.34	2,661,945,049.23	70,391,305.84	1,880,495,824.87	1,260,191,167.45	538,866,297.84	8,669,587,896.13

2021

19.

2020

-	-	20,613,999.99	-	64,000,000.00	-	475,327.74	85,089,327.73

19.

19.

5 9

16%-19%

3%

9

18%

3%

2021 12 31 2020 12 31

20.

2021

398,584,377.97	-	46,448,153.48	-	445,032,531.45	-	-
219,748,938.93	-	26,875,272.43	-	-	-	246,624,211.36
217,145,020.80	-	126,254,780.35	-	-	-	343,399,801.15
183,911,455.61	-	25,465,793.93	-	-	-	209,377,249.54
176,766,066.32	-	117,364,363.17	-	-	-	294,130,429.49
118,072,087.13	-	-	-	118,072,087.13	-	-
106,350,663.94	-	12,688,071.78	-	-	-	119,038,735.72
103,028,574.30	-	83,488,385.12	-	-	-	186,516,959.42
101,254,924.40	-	107,249,440.74	-	-	-	208,504,365.14
100,575,186.81	-	57,434,591.78	-	-	-	158,009,778.59
90,095,702.12	-	48,626,965.91	-	-	-	138,722,668.03
78,652,331.27	-	22,603,703.64	-	101,256,034.91	-	-
63,576,643.69	-	6,605,723.15	-	-	-	70,182,366.84
60,449,422.45	-	13,139,735.97	-	-	-	73,589,158.42
48,661,927.25	-	32,279,234.51	-	-	-	80,941,161.76
48,113,444.77	-	22,943,244.24	-	-	-	71,056,689.01
47,932,952.11	-	-	-	47,932,952.11	-	-
39,311,041.52	-	18,931,482.25	-	-	-	58,242,523.77
36,593,498.48	-	36,168,484.12	-	-	-	72,761,982.60
36,177,559.81	-	25,501,174.94	-	-	-	61,678,734.75
32,042,410.11	-	44,528,951.72	-	-	-	76,571,361.83
21,066,192.82	-	32,797,328.18	-	-	-	53,863,521.00
18,232,664.96	-	150,897,701.65	-	-	-	169,130,366.61
-	-	33,307,144.29	-	-	-	33,307,144.29
-	-	70,412,253.96	-	-	-	70,412,253.96
482,675,019.89	-	148,567,389.67	152,774,837.72	117,622,719.94	-	360,844,851.90
2,829,018,107.46	-	1,310,579,370.98	152,774,837.72	829,916,325.54	-	3,156,906,315.18

2020

659,877,749.36	-	115,440,201.94	-	775,317,951.30	-	-
319,028,714.92	-	79,555,663.05	-	-	-	398,584,377.97
227,930,055.12	-	16,333,647.25	-	244,263,702.37	-	-
203,863,598.12	-	15,885,340.81	-	-	-	219,748,938.93
148,121,331.20	-	35,790,124.41	-	-	-	183,911,455.61
111,970,648.97	-	6,101,438.16	-	-	-	118,072,087.13
100,401,177.01	-	5,949,486.93	-	-	-	106,350,663.94
90,475,512.02	-	126,669,508.78	-	-	-	217,145,020.80
83,662,591.32	-	16,912,595.49	-	-	-	100,575,186.81
74,566,692.80	-	102,199,373.52	-	-	-	176,766,066.32
69,519,051.39	-	27,256,320.63	-	-	-	96,775,372.02
61,926,733.06	-	16,725,598.21	-	-	-	78,652,331.27
54,636,390.66	-	-	54,636,390.66	-	-	-
50,106,989.21	-	10,342,433.24	-	-	-	60,449,422.45
49,362,899.00	-	53,665,675.30	-	-	-	103,028,574.30
42,780,859.05	-	20,795,784.64	-	-	-	63,576,643.69
37,584,404.00	-	69,787,455.90	-	107,371,859.90	-	-
36,455,436.63	-	64,799,487.77	-	-	-	101,254,924.40
36,378,402.15	-	33,488,662.18	-	69,867,064.33	-	-
19,728,684.33	-	70,367,017.79	-	-	-	90,095,702.12
571,839,312.98	11,460,000.00	332,836,891.44	127,597,306.50	74,507,558.22	-	714,031,339.70
3,050,217,233.30	11,460,000.00	1,220,902,707.44	182,233,697.16	1,271,328,136.12	-	2,829,018,107.46

2021

21.

2021

3,718,750,399.72	-	-	-	-	-	(85,033,879.70)	3,633,716,520.02
-	985,062,836.46	-	-	-	-	-	985,062,836.46
946,230,832.66	-	-	(150,000,000.00)	-	-	-	796,230,832.66
725,456,704.04	-	-	-	-	-	(16,588,474.96)	708,868,229.08
636,933,401.43	-	-	-	-	-	-	636,933,401.43
503,372,816.28	-	-	-	-	-	-	503,372,816.28
459,966,516.63	-	-	-	-	-	-	459,966,516.63
329,803,918.38							

2021

21.

2020

3,975,960,786.93	-	-	-	-	-	(257,210,387.21)	3,718,750,399.72

21.

150,000,000.00

2021 12 31 2020 12 31

1

2

3

4

21.

_____

_____

- -

FCN-437c HR+
2 HER2- III

2021
150,000,000.00

_____

2022 3 20 2022 0506

7

21.

9

16-18%

3%

Sisram

Sisram

2019 Nova Medical Israel Ltd.

Sisram

Sisram

Sisram

2022 3 16 2022 0438

Sisram Medical Ltd

Alma Lasers, Ltd.

9

15%-19%

3%

21.

120

2021

22.

2020

136,742,450.98	195,788,671.58	37,209,716.23	55,160,338.32	14,347,319.48	-	300,233,180.99
23,945,796.34	7,766,814.61	-	6,755,577.18	1,527,433.97	956,530.51	22,473,069.29
160,688,247.32	203,555,486.19	37,209,716.23	61,915,915.50	15,874,753.45	956,530.51	322,706,250.28

23. **/**

2021		2020	
518,150,001.75	85,965,387.36	601,034,133.42	92,366,746.90
389,710,754.26	75,499,102.50	332,911,789.87	75,088,439.72
189,031,238.96	49,573,553.11	220,213,646.77	32,864,493.54
185,324,702.13	32,279,541.04	40,735,686.11	7,234,784.43
49,611,999.11	9,388,112.17	97,096,591.06	12,962,160.48
32,692,870.68	6,989,491.53	15,202,591.16	3,961,353.84
512,806,418.38	76,635,744.13	482,200,541.96	79,707,984.15
5,315,455.91	797,318.39	-	-
38,215,462.52	9,145,340.74	42,529,884.72	10,632,471.18
1,920,858,903.70	346,273,590.97	1,831,924,865.07	314,818,434.24

2021		2020	
5,415,492,982.82	1,358,207,663.94	4,636,417,958.96	1,163,438,907.97
7,379,689,668.85	1,628,371,455.38	7,215,111,088.46	1,517,479,164.28
13,329,944.75	2,802,609.78	14,344,180.21	2,966,158.00
4,777,273.39	716,591.01	439,915.00	65,987.25

23. /

2021		2020	
80,684,128.50	265,589,462.47	69,881,604.16	244,936,830.08
80,684,128.50	3,129,746,176.23	69,881,604.16	2,852,996,777.11

	2021	2020
	6,771,728,015.35	6,131,870,900.25
	1,393,195,691.55	1,177,516,330.46
	8,164,923,706.90	7,309,387,230.71

	2021	2020
2021	-	239,084,480.01
2022	66,802,833.16	209,238,970.94
2023	450,571,531.47	922,700,177.58
2024	967,683,849.51	914,971,842.88
2025	1,039,482,562.80	1,396,462,733.40
,22,996,382,733.,0	5,640,382,929.96	3,626,929,025.90

2021	
24.	
1,160,892,544.76	255,247,651.55
292,666,550.00	4,186,648.47
372,430,554.96	466,218,623.38
7,600,487.00	56,500,487.00
-	188,839,750.00
180,151,545.71	112,730,156.44
2,013,741,682.43	1,083,723,316.84
25.	
6,456,800.00	

25.

2021 12 31 Fosun Medical Holdings AB 70,000,000.00 505,379,000.00 227,420,550.00 5,000,000.00

26.

28.

	1,111,743,209.30	987,843,742.94
-	38,530,897.61	32,464,965.65
	1,150,274,106.91	1,020,308,708.59

29.

2021

909,100,008.76	7,016,063,482.71	6,642,821,818.54	1,282,341,672.93
2,276,629.29	452,588,897.20	445,395,271.46	9,470,255.03
4,802,061.24	10,938,109.59	11,711,851.96	4,028,318.87
916,178,699.29	7,479,590,489.50	7,099,928,941.96	1,295,840,246.83

2020

685,148,719.11	5,366,423,367.73	5,142,472,078.08	909,100,008.76
5,704,666.37	122,510,310.30	125,938,347.38	2,276,629.29
6,543,489.32	13,557,932.96	15,299,361.04	4,802,061.24
697,396,874.80	5,502,491,610.99	5,283,709,786.50	916,178,699.29

29.

2021

849,544,120.44	6,180,771,277.47	5,806,063,550.92	1,224,251,846.99
34,081,425.47	289,532,706.92	293,056,288.19	30,557,844.20
6,542,384.43	242,149,902.91	243,463,186.74	5,229,100.60
5,067,422.94	221,880,044.10	223,474,292.12	3,473,174.92
1,388,312.48	12,319,586.99	12,259,207.54	1,448,691.93
86,649.01	7,950,271.82	7,729,687.08	307,233.75
7,635,773.23	257,396,507.50	257,622,677.34	7,409,603.39
11,296,305.19	46,213,087.91	42,616,115.35	14,893,277.75
909,100,008.76	7,016,063,482.71	6,642,821,818.54	1,282,341,672.93

2020

2021

30.

474,223,365.44	325,428,261.10
150,964,767.50	170,285,981.20
37,800,260.59	23,771,716.21
15,002,336.97	9,414,678.52
8,419,065.32	5,462,476.56
2,922,854.86	1,783,938.91
38,189,596.57	28,583,741.09
727,522,247.25	564,730,793.59

31.

28,831,507.09	62,036,119.71
4,967,598,334.24	4,053,693,355.74
4,996,429,841.33	4,115,729,475.45

28,831,507.09	62,036,119.71

2021 12 31 1
27,353,820.26 2020 12 31 17,657,240.46

25,720,000.00	17,444,340.70
569,915,108.61	393,079,032.09
2,928,422,292.19	2,772,797,141.23
510,800,963.69	512,236,948.58
333,266,681.41	268,081,873.15
32,916,724.20	61,911,346.88
544,271,010.00	6,000,000.00
22,285,554.14	22,142,673.11
4,967,598,334.24	4,053,693,355.74

1 2021 12 31 25,720,000.00 2020 12 31 17,444,340.70

2021 12 31

32.

	2021	2020
(34)	3,547,953,996.84	1,300,709,460.46
(35)	1,438,038,096.51	5,470,537,016.35
	141,495,773.79	151,084,297.62
	-	73,503,276.30
	5,127,487,867.14	6,995,834,050.73

33.

	1,209,013,333.34	-
	319,587,161.85	
	1,528,600,495.19	

2021 9 18 2021
21 SCP003 012103477
1,200,000,000.00 2.60%
2022 4 16

34.

	2021	2020
1	39,100,000.00	56,296,292.73
2	978,869,218.45	742,759,037.26
3	5,676,214,167.45	6,346,829,883.29
	6,694,183,385.90	7,145,885,213.28

1

2021 12 31
69,444,000.00 8,296,392.26
56,164,692.71 36,164,692.71
58.67%
30,000,000.00 10,900,000.00

2021 12 31 4.300%-4.500% 2020
12 31 4.500%

2021 12 31 2020 12
31

34.

2

2021 12 31 201,070,355.77
364,084,000.00
509,018,379.32

2021 12 31 137,533,746.53
22,064,597.43
170,750,000.00
750,000.00

2021 12 31 Breas Medical AB
22,498,186.64 23,625,000.00
16,656,091.37

2021 12 31 263,377,375.75
247,668,013.13
25,317,174.00

2021 12 31
27,481,020.91 103,500,000.00
26,000,000.00

3

2021 12 31
9,108,380,206.21
3,432,166,038.76 0.30%~6.00% 2020 12
31 0.30%~6.20%

2021

35.

2,354,886,327.49	1,329,800,745.62

36.

37.

7,700,000.00	9,700,000.00
25,695,854.96	24,997,152.79
207,403,627.56	232,073,193.34
4,993,853.58	2,718,124.32
245,793,336.10	269,488,470.45

38.

39.

2021

482,200,541.96	125,242,492.15	(94,636,615.73)	512,806,418.38

2020

417,345,041.75	130,288,327.50	(65,432,827.29)	482,200,541.96

2021 12 31

97,709,082.59	26,601,152.00	(44,990,801.98)	(4,554,015.93)	74,765,416.68
305,181,212.51	69,511,290.16	(33,379,464.75)	(4,683,653.35)	336,629,384.57
79,310,246.86	29,130,049.99	(7,028,679.72)	-	101,411,617.13
482,200,541.96	125,242,492.15	(85,398,946.45)	(9,237,669.28)	512,806,418.38

2020 12 31

69,826,589.86	43,939,324.73	(16,056,832.00)	-	97,709,082.59
262,386,042.55	63,521,147.80	(20,725,977.84)	-	305,181,212.51
85,132,409.34	22,827,854.97	(28,650,017.45)	-	79,310,246.86
417,345,041.75	130,288,327.50	(65,432,827.29)	-	482,200,541.96

42.

2021

	11,189,683,060.88	-	-	11,189,683,060.88
	7,467,531.86	-	-	7,467,531.86
	(4,544,658,906.49)	-	(990,315,108.81)	(5,534,974,015.30)
	3,398,982,438.87	133,961,702.73	-	3,532,944,141.60
	3,421,907,726.89	816,749,533.03	-	4,238,657,259.92
	1,690,831,921.42	-	-	1,690,831,921.42
	(152,976,869.04)	-	(1,047,472,945.87)	(1,200,449,814.91)
	(117,615,473.47)	-	-	(117,615,473.47)
	197,485,689.49	-	(20,014,797.70)	177,470,891.79
	20,867,171.91	3,488,046.17	-	24,355,218.08
	20,650,634.46	-	-	20,650,634.46
	15,132,624,926.78	954,199,281.93	(2,057,802,852.38)	14,029,021,356.33

42.

2020

	11,189,683,060.88	-	-	11,189,683,060.88
	7,467,531.86	-	-	7,467,531.86
	(3,548,393,062.20)	-	(996,265,844.29)	(4,544,658,906.49)
	2,799,462,017.42	599,520,421.45	-	3,398,982,438.87
	2,863,806,995.12	558,100,731.77	-	3,421,907,726.89
	54,942,890.69	1,635,889,030.73	-	1,690,831,921.42
	(1,347,049,058.99)	1,194,072,189.95	-	(152,976,869.04)
	(117,615,473.47)	-	-	(117,615,473.47)
	215,990,816.72	-	(18,505,127.23)	197,485,689.49
	4,705,858.79	16,161,313.12		20,867,171.91
	20,650,634.46	-	-	20,650,634.46
	12,143,652,211.28	4,003,743,687.02	(1,014,770,971.52)	15,132,624,926.78

2021

43.

	2021 1 1		2021 12 31
	88,648,727.48	10,777,649.73	99,426,377.21
	(283,511,915.62)	(2,267,595.02)	(285,779,510.64)
	244,774,690.52	55,482,399.70	300,257,090.22
	(1,061,718,485.98)	(396,245,477.53)	(1,457,963,963.51)
-	78,228,315.77	-	78,228,315.77
	(933,578,667.83)	(332,253,023.12)	(1,265,831,690.95)

	2020 1 1		2020 12 31
	-	88,648,727.48	88,648,727.48
	(270,053,496.24)	(13,458,419.38)	(283,511,915.62)
	222,937,315.75	21,837,374.77	244,774,690.52
	(420,877,327.77)	(640,841,158.21)	(1,061,718,485.98)
-	-	78,228,315.77	78,228,315.77
	(467,993,508.26)	(465,585,159.57)	(933,578,667.83)

2021

10,777,649.73	-	-	-	10,777,649.73	-
(978,097.52)	-	-		(2,267,595.02)	

43.

2020

	21,812,537.76	-	-	21,837,374.77	(24,837.01)
	(686,857,816.69)	-	-	(640,841,158.21)	(46,016,658.48)
	88,648,727.48	-	-	88,648,727.48	-
	(91,694,412.59)	(78,228,315.77)	(18,063.73)	(13,458,419.38)	10,386.29
	(668,090,964.04)	(78,228,315.77)	(18,063.73)	(543,813,475.34)	(46,031,109.20)

44.

2021

2,721,676,788.10	103,576,534.11	(5,874,723.82)	2,819,378,598.39	
6,928,242.66	-	-	6,928,242.66	
2,728,605,030.76	103,576,534.11	(5,874,723.82)	2,826,306,841.05	

2020

2,516,871,643.89	204,805,144.21	-	2,721,676,788.10
6,928,242.66	-	-	6,928,242.66
2,523,799,886.55	204,805,144.21	-	2,728,605,030.76

10%

50%

46.

2020

16,089,150,078.56	2,817,768,289.89	3,169,929,579.79	-	6,524,632.43	22,083,372,580.67
5,787,429,429.43	2,399,049,131.60	-	-	1,811,360.25	8,188,289,921.28
21,876,579,507.99	5,216,817,421.49	3,169,929,579.79	-	8,335,992.68	30,271,662,501.95
21,072,629,918.05	4,732,174,731.09	54,622,737.01	-	-	25,859,427,386.15
463,821,869.83	455,091,820.67	3,095,349,801.47	-	5,609,066.41	4,019,872,558.38
340,127,720.11	29,550,869.73	19,957,041.31	-	2,726,926.27	392,362,557.42
21,876,579,507.99	5,216,817,421.49	3,169,929,579.79	-	8,335,992.68	30,271,662,501.95
21,072,629,918.05	4,732,174,731.09	54,622,737.01	-	-	25,859,427,386.15
325,040,772.22	352,278,457.10	3,095,349,801.47	-	5,609,066.41	3,778,278,097.20
340,127,720.11	29,550,869.73	19,957,041.31	-	2,726,926.27	392,362,557.42
138,781,097.61	102,813,363.57	-	-	-	241,594,461.18
21,876,579,507.99	5,216,817,421.49	3,169,929,579.79	-	8,335,992.68	30,271,662,501.95

46.

	2021	2020
	987,843,742.94	469,086,043.65
	32,464,965.65	34,597,031.29
	1,020,308,708.59	503,683,074.94

	2021	2020
1	1,150,274,106.91	1,020,308,708.59
1	239,011,357.15	121,712,891.17
	1,389,285,464.06	1,142,021,599.76

47.

2021	2020
82,174,532.76	80,476,012.17
60,899,588.12	58,088,865.15
49,988,753.45	42,890,864.17
19,402,971.74	15,056,561.93
15,038,559.01	12,391,858.60
6,955,417.52	8,434,417.34
234,459,822.60	217,338,579.36

48.

2021	2020
2,411,977,331.79	1,640,887,313.71
5,778,140,502.55	5,608,143,462.09
144,491,542.57	197,799,940.17
121,167,585.78	89,495,021.98
316,111,546.84	240,256,548.29
327,003,333.34	385,010,038.02
9,098,891,842.87	8,161,592,324.26

49.

2021	2020
1,843,664,292.34	1,466,843,273.57
526,058,832.27	550,964,662.04
296,260,881.22	233,562,179.16
221,642,259.57	214,896,530.67
57,363,248.10	42,844,718.14
270,842,388.28	453,380,334.20
3,215,831,901.78	2,962,491,697.78

2021

50.

2021	2020
1,257,145,611.06	803,978,008.23
1,443,194,542.38	879,257,251.83
245,110,521.36	197,282,888.61

2021 2020

52.

	2021	2020	/
	23,552,032.90	19,488,054.58	
	223,469,119.45	239,742,053.33	

54.

	2021	2020
	818,299,198.76	685,761,841.31
	(488,391,698.64)	(106,300,499.65)
	10,523,617.15	(804,324.29)
	11,867,494.96	-
	352,298,612.23	578,657,017.37

55.

	(72,849,922.90)	(79,684,010.93)
	(1,165,924.59)	(25,152,383.62)
	(74,015,847.49)	(104,836,394.55)

56.

	(64,610,900.42)	(64,398,257.32)
	(462,487,605.86)	(83,855,284.46)
	(150,000,000.00)	
	(152,774,837.72)	
	(829,873,344.00)	

61.

	2021	2020
	1,016,217,079.19	854,478,545.81
	50,183,258.36	(116,613,966.57)
	1,066,400,337.55	737,864,579.24

	2021	2020
	6,053,838,409.84	4,677,844,351.41
1	1,428,315,026.01	1,096,166,594.66
	(124,360,614.39)	(246,686,244.71)
	9,906,094.45	15,588,591.39
	(435,546,906.86)	(413,725,283.60)
	(139,092,985.45)	(83,410,615.19)
	49,618,928.24	40,315,707.66
	955,091.36	(3,974,641.92)
	(289,627,412.94)	(141,962,570.24)
	(228,675,918.41)	(123,400,950.89)
	794,909,035.54	598,953,992.08
	1,066,400,337.55	737,864,579.24

1

62.

	2021 /	2020 /
	1.85	1.43
	1.85	1.43

(1)

(2)

	2021	2020
	4,735,269,690.83	3,662,812,937.98
	2,562,898,545.00	2,562,898,545.00

( )

63.

	2021	2020
	327,830,729.80	393,627,134.40
	53,571,646.73	102,884,748.21
	209,416,108.03	181,651,220.75
	26,068,074.18	18,415,669.25
	616,886,558.74	696,578,772.61
	5,186,567,127.72	4,912,546,582.65
	2,340,041,633.23	2,598,211,162.31
	1,004,907,174.97	390,486,793.35
	57,363,248.10	42,844,718.14
	4,478,106.41	31,935,979.22
	8,593,357,290.43	7,976,025,235.67
	133,047,556.08	-
	373,887,200.40	-
	43,506,218.90	77,925,387.92
	129,825,777.17	83,753,386.45
	680,266,752.55	161,678,774.37

63.

	2021	2020
	-	1,100,421,114.19
	63,577,304.92	42,681,424.61
	550,609,698.92	-
	172,632,224.35	123,300,482.79
	786,819,228.19	1,266,403,021.59
	-	2,430,895,674.54
	326,636,452.96	11,291,539.33
	326,636,452.96	2,442,187,213.87
	1,214,240,368.76	2,166,428,594.65
	339,875,666.31	38,130,000.00
	159,525,658.70	79,535,906.06
	1,713,641,693.77	2,284,094,500.71

64.

(1)

	2021	2020
	4,987,438,072.29	3,939,979,772.17
	903,889,191.49	253,089,936.33
	1,069,516,610.06	944,107,420.83
	156,780,441.07	167,710,748.70
	608,083,686.73	554,403,197.94
	114,059,291.53	61,915,915.50
/	15,418,719.15	(5,707,404.05)
	18,237,606.13	10,106,051.74
	(352,298,612.23)	(578,657,017.37)
	727,419,740.79	862,994,952.87
	(4,623,826,020.43)	(2,283,980,915.37)
	64,286,145.84	55,219,984.95
	(36,666,765.51)	(58,111,323.32)
/	86,850,023.87	(58,502,643.25)
	(464,747,069.66)	(1,253,380,997.48)
	(1,795,024,338.68)	(1,559,916,394.78)
	2,469,330,286.69	1,528,503,064.46
	3,948,747,009.13	2,579,774,349.87

64.

(1)

	2021	2020
	6,450,650,095.59	7,324,881,260.28
	7,324,881,260.28	8,284,371,152.04
	(874,231,164.69)	(959,489,891.76)

(2)

	2021	2020
	2,097,934,767.00	136,150,000.00
	1,266,594,550.33	130,970,000.00
	21,021,270.74	39,958,960.02
	161,840,000.00	-
	142,656,685.93	16,991,153.77
	1,306,799,135.14	153,937,806.25

64.

(2)

	2021	2020
	2,307,219,874.60	172,500,000.00
	1,987,999,874.60	172,500,000.00
	63,750,000.00	-
	363,516,886.12	158,897,495.15
	1,688,232,988.48	13,602,504.85

(3)

	2021	2020

66.

253,244,720.87	6.3757	1,614,612,366.86	336,247,499.32	6.5249	2,193,981,308.31
685,299,082.79	0.8176	560,300,530.09	48,886,699.17	0.8416	41,145,001.49
10,813,449.14	7.2197	78,069,858.73	18,869,493.30	8.0250	151,427,683.73
825,692.79	8.6064	7,106,242.42	355,694.45	8.8903	3,162,230.37
9,862,480.00	0.2302	2,270,342.90	13,589,814.00	0.2321	3,154,195.83
508,313,249.00	0.0554	28,168,178.69	104,617,840.00	0.0632	6,615,613.73
22,273,931,217.40	0.0856	1,907,116,264.77	25,863,728,138.21	0.0891	2,304,561,632.03
1,728,898,113.44	0.0452				

2021

1.

3,450,000.00

100%

100% 2021 3 29 2021 3 29

22,400,000.00

70%

2021

1.

142,656,685.93	142,656,685.93
8,288,566.20	8,288,566.20
11,228,032.31	11,228,032.31
52,587,598.16	52,587,598.16
18,563,954.96	15,004,900.14
1,773,256.55	1,773,256.55
17,668,161.50	15,735,901.47
262,271,492.35	253,147,196.87
1,397,991,070.37	14,220,477.62
11,521,437.05	11,521,437.05
4,723,700.00	6,723,700.00
1,281,510.27	1,281,510.27
(34,972,059.59)	(34,972,059.59
(29,550,453.21)	(29,550,453.21
(26,884,892.11)	(26,884,892.11
(3,533,825.36)	(3,533,825.36
(74,351.91)	(74,351.91
(7,991,002.04)	(7,991,002.04
(419,333.63)	(419,333.63
(65,000,000.00)	(65,000,000.00
(891,559.28)	(891,559.28
(8,271,480.00)	(16,796,980.00
(234,542,673.17)	-
1,518,423,835.35	348,054,805.44
444,731,309.69	
1,073,692,525.66	
1,024,242,241.34	
2,097,934,767.00	1

1.

1,315,764,567.00 ,
26.99% 782,170,200.00

12 31

13,545,053.73
(23,036,496.33)

(21,475,435.72)
(11,585,828.22)
2,256,065.58

2021

2.

%	%	
100.00	100.00	1
75.00	75.00	2
92.45	92.45	3
50.11	50.11	4

1 3,540,000.00
100%

2 531,467,075.00
75%

3 2021 4

100%

2020 12 31
2020 12 31
2021

2.

4 2021 9 Yaneng Bioscience 1 2,203,987,500.00 Yaneng Bioscience 2 Yaneng Bioscience 300,000,000.00 634,624.00 1,596,100,000.00 29.0200% 100% 2021 12 23 19.9976% ,

1.

	( )		
( )	54,349.49	-	57.48%
( )			
( )		100.00%	-
( )	380,435.00	91.99%	7.99%
	( )		

2021

1.

2.

2021 7 27 Sisram 6 24,000,000
Sisram 74.76% 70.91% Sisram
511,495,654.64
259,466,231.72
252,029,422.92

2021 10 26

1 <Y) <RÑ‘•Eα×›l”ÈccòŠ’‰ñ€p •ƒÀ ¿¶Æ69 ¿..&G9 <¤N YTHA’ëÂ / €… I•‘ Lü ‰ ¿“•L•(¯H L† îÊ®ÍR YTHA’ë / &

2021

3.

_____	$16,400.00	-	50.00%
_____	67,497.00	25.00%	-

2021

3.

2021

1.

2021

-	10,308,157,065.27	-	-	10,308,157,065.27
4,241,069,085.61	-	-	-	4,241,069,085.61
-	16,227,279.63	-	-	16,227,279.63
-	6,029,232,584.33	-	-	6,029,232,584.33
-	-	427,883,962.35	-	427,883,962.35
-	842,558,024.99	-	-	842,558,024.99
-	188,839,750.00	-	-	188,839,750.00
-	131,041,971.39	-	-	131,041,971.39
-	77,395,288.47	-	-	77,395,288.47
-	-	-	29,915,556.21	29,915,556.21
1,206,488,930.44	-	-	-	1,206,488,930.44
-	148,208,457.78	-	-	148,208,457.78
5,447,558,016.05	17,741,660,421.86	427,883,962.35	29,915,556.21	23,647,017,956.47

	-	9,420,129,313.44	9,420,129,313.44
	-	548,388,304.87	548,388,304.87
	-	4,515,272,864.69	4,515,272,864.69
	-	4,963,513,117.13	4,963,513,117.13
	-	1,233,355,197.20	1,233,355,197.20
	-	2,354,886,327.49	2,354,886,327.49
	-	6,694,183,385.90	6,694,183,385.90
	-	215,103,627.56	215,103,627.56
	-	5,127,487,867.14	5,127,487,867.14
	-	648,360,205.12	648,360,205.12
	1,729,069,012.42	-	1,729,069,012.42
	1,729,069,012.42	35,720,680,210.54	37,449,749,222.96

2021

1.

2020

-	9,961,801,644.89	-	-	9,961,801,644.89
1,970,095,893.78	-	-	-	1,970,095,893.78
-	242,399,744.42	-	-	242,399,744.42
-	4,564,659,595.11	-	-	4,564,659,595.11
-	-	628,881,442.84	-	628,881,442.84
-	325,631,483.44	-	-	325,631,483.44
-	81,885,504.58	-	-	81,885,504.58
-	-	-	1,042,931.91	1,042,931.91
1,460,768,948.41	-	-	-	1,460,768,948.41
-	188,839,750.00	-	-	188,839,750.00
3,430,864,842.19	15,365,217,722.44	628,881,442.84	1,042,931.91	19,426,006,939.38

-	7,915,983,420.39	7,915,983,420.39
-	346,929,837.09	346,929,837.09
-	2,942,090,808.03	2,942,090,808.03
-	4,053,818,128.57	4,053,818,128.57

2.

2021 12 31 20

3.

3.

/

-
-
-

2021

3.

3.

-
-
-

2021

3.

2020

1.70%	60,747,505.28
3.95%	43,554,641.51
100%	44,059,764.36
100%	68,021,182.68
100%	64,343,847.26
	280,726,941.09

3.

2021 12 31 59.66% 2020 60.52% 1

2021

3.

2021 12 31 25,299,168,854.58
17,127,151,432.57 731,067,832.91
4,661,069,182.28 358,981,951.92
2,591,741,998.25 3,679,108,802.08
21.48% 3,751,752,881.48
80.49% 409,993,518.40 15.82%

2021

3.

2021

1	(27,593,316.02)	-	(27,593,316.02)
1	(28,138,146.61)	-	(28,138,146.61)
1	(3,074,951.39)	-	(3,074,951.39)
(1)	27,593,316.02	-	27,593,316.02
(1)	28,138,146.61		

3.

2021

5	40,328,872.75	-	40,328,872.75
5	(40,328,872.75)	-	(40,328,872.75)
5	(97,641,868.47)	-	(97,641,868.47)
5	97,641,868.47	-	97,641,868.47
5	36,087,092.17	-	36,087,092.17
5	(36,087,092.17)	-	(36,087,092.17)

2020

5	25,242,055.55	-	25,242,055.55
5	(25,242,055.55)	-	(25,242,055.55)
5	(71,222,165.53)	-	(71,222,165.53)
5	71,222,165.53	-	71,222,165.53
5	20,668,735.37	-	20,668,735.37
5	(20,668,735.37)	-	(20,668,735.37)

3.

2021 12 31

/

2,648	2,681/2,261	2,438	2,442/1,683
23,398	31,085/22,745	27,231	29,056/21,696
3,323	3,563/2,633	2,966	2,966/1,796

2021

3.

10%

2021

2021

3.

2020

	229,111,495.06	17,261,902.13	-	17,261,902.13
	504,634,170.91	50,463,417.09	-	50,463,417.09
	1,042,931.91	-	88,649.21	88,649.21
	92,845,135.73	9,284,513.57	-	9,284,513.57

4.

2021	2020
9,385,730,534.77	7,909,345,705.88
5,016,008,401.30	6,730,684,859.60
1,200,000,000.00	-
2,354,886,327.49	1,329,800,745.62
6,694,183,385.90	7,145,885,213.28
648,360,205.12	627,290,667.14
10,308,157,065.27	9,961,801,644.89
14,991,011,789.31	13,781,205,546.63
48,375,564,451.52	45,984,281,812.95
63,366,576,240.83	59,765,487,359.58
24%	23%

2021

1.

2021

3,259,068,337.90	319,970,741.78	662,030,005.93	4,241,069,085.61
5,380,290.30	24,535,265.91	-	29,915,556.21
-	254,022,444.36	952,466,486.08	1,206,488,930.44
-	427,883,962.35	-	427,883,962.35
3,264,448,628.20	1,026,412,414.40	1,614,496,492.01	5,905,357,534.61

2021

2.

2021

3.

	-		-
6,694,183,385.90	7,145,885,213.28	6,599,602,893.34	7,172,117,198.69
3,792,924,424.00	6,800,337,761.97	3,760,999,075.01	6,853,233,776.63

2021 12 31

4.

2021 12 31

1,498,956,507.38 2020 12 31 73,503,276.30

230,112,505.04 2020

5.

5.

-	-	-	-	-	-	-	-	-	-
-	-	-	-	-	-	-	-	-	-
						-	-		
						-	-		
-	-	-	-	20,630,656.50	-	52,872,619.80	-	-	73,503,276.30
209,286,000.00	-	-	-	-	-	-	-	(209,286,000.00)	-
2,608,958,014.70	-	-	-	-	-	-	(2,608,958,014.70)	-	-
2,818,244,014.70	-	-	-	20,630,656.50	-	52,872,619.80	(2,608,958,014.70)	(209,286,000.00)	73,503,276.30

6.

2021

295,087,001.05

1.

0.23%

39.63%

2.

3.

4.

4.

5.

(1)

5.

(1)

2021

5.

(2)

2021

5.

(3)

		2021	2020
(3)		12,343,524.11	7,904,438.64

(4)

4	227,420,550.00	2021/9/17	2022/9/15	

(5)

	96,958,333.40	90,275,901.39
	1,202,272.72	1,200,000.00

(6)

	23,605,301.50	25,782,718.10

5.

(1)

(a)

372,962,754.53 2020 304,213,422.23

(b) Gland Chemicals
81,420,293.54 2020 124,864,341.48

(c)
38,981,006.95 2020
241,805,731.02

(d)
3,867,860,035.01 2020
2,980,592,629.03

(e)
749,624,282.61 2020
457,303,618.58

(f)
7,312,405.14 2020
117,801,241.20

GLSMED TRADE

5.

(2)

(a)

NFH

16,296,496.90 2020

19,730,007.90

(b) Dhananjaya

Sasikala Mrs. K. Jhansi Lakshmi

22,995,647.04 2020

6,780,352.99

(3)

12,343,524.11 2020

7,904,438.64

(4)

2021 12 31

Fosun Medical Holdings AB

(5)

96,958,333.40 2020

90,275,901.39

5.

(6)

23,605,301.50 25,782,718.10

6.

2021 12 31 2020

7.

	2021	2020

7.

	2021		2020	
	49,001,409.64		177,103,510.47	
	42,716,035.26		44,899,649.56	
	91,717,444.90		222,003,160.03	

	2021		2020	
	7,985,505.94		3,219,420.06	
	2,706,406.34		2,548,914.42	
	986,423.02			
	315,946.00			
	265,535.00			
	12,500.00			
	6,987.95		89,173.20	
	6,675.00			
			26,286.00	
	12,285,979.25		5,883,793.68	

2021

7.

4

2021	2020
19,678,020.08	19,533,042.29

5

2021	2020
2,190,742.27	6,850,666.28
1,264,980.91	370,140.44
606,115.11	-
378,900.00	-
193,255.24	-
47,006.67	20,777.51
	934,987.64
4,681,000.20	8,176,571.87

6

740,193,924.25 -

8.

	2021	2020
	133,632,049.58	99,346,015.56
	85,823,371.59	157,707,632.08
	54,870,604.37	15,304,592.04
	48,705,078.40	47,592,355.04
	11,757,686.57	1,455,174.06
	305,237.23	177,840.97
	193,255.24	
Gland Chemicals		2,074,759.73
	335,287,282.98	323,658,369.48

	2021	2020
	8,349,196.22	25,651,720.16
	7,661,762.25	
	5,000,000.00	5,000,000.00
	4,774,209.28	
	3,743,987.07	1,489,238.09
	1,530,707.70	1,530,707.70
	371,008.84	171,008.84
	300,000.00	
	165,624.00	165,624.00
	51,020.00	
	22,836.00	22,836.00
		2,742,668.20
		1,412,033.80
NFH		67,299.45
	31,970,351.36	38,253,136.24

8.

	2021	2020
	6,999,938.71	12,277,268.46
	4,019,251.83	4,639,146.78
	2,712,000.00	2,748,406.32

9.

	2021	2020
	188,839,750.00	188,839,750.00
	301,487.89	301,487.86

	2021	2020
	9,437,657.46	9,466,616.81

	2021	2020
	1,927,256.22	7,898,392.17

	2021	2020
	168,461.92	287,556.86

9.

2021	2020
9,384,506.10	-

2021	2020
250,573.84	-

9,384,506.10 LPR

2021	2020
73,264,333.33	-

2021	2020
1,864,333.33	-

10.

2021	2020
5,532,241.79	-

2021

10.

	2021	2020
	40,081.79	-

5,532,241.79 4.35% 2021 10 19 2022 10 18

	2021	2020
	18,809,622.07	-

	2021	2020
	136,278.07	-

18,809,622.07 4.35% 2021 10 19 2022 10 18

11.

	2021	2020
	974,576,072.20	447,749,952.88
	564,625.55	323,250.84
	77,702,713.28	30,000,000.00
	38,424,587.23	29,300,000.00
	154,115.16	84,526.98

	2021	2020
	8,601,789.07	4,706,697.37
	4,177,832.68	2,351,163.68

2021
0.35% 2020 12 31 0.35%
1.89% 2020 12 31 1.89% 1.15% 2020
12 31 1.15% 1.55%-1.755% 2020 12 31
1.55%-3.85% 2021 2021
77,702,713.28 4.15%-4.35%
38,424,587.23 4.5%

2021

1.

2018 4 14

2021

1

	2021	2020
	2,127,421,349.07	2,672,447,076.04
	2,518,430,432.75	1,150,433,238.07
	3,128,530,599.35	4,003,225,341.83
	7,774,382,381.17	7,826,105,655.94

2

1. BioNTech

BioNTech 1,580,777
31.63 2021 12 31 BioNTech
257.80 2022 3 21 BioNTech 170.12

2.

2021 11 9
80,920
70% 2022 1

3. 2021

10 5.6

2022 3 22 2,562,898,545
1,435,223,185.20

1.

5

(1)
(2)
(3)
(4)
(5)

2021

1.

2021

28,903,948,800.87	5,937,928,620.39	4,117,502,179.89	-	45,707,001.26	-	39,005,086,602.41
308,140,391.98	35,311,707.40	70,914,822.19	-	29,991,288.25	(444,358,209.82)	-
29,212,089,192.85	5,973,240,327.79	4,188,417,002.08	-	75,698,289.51	(444,358,209.82)	39,005,086,602.41
2,963,740,539.83	825,647,990.79	(366,705,858.77)	-	44,124,048.04	(259,731,108.34)	3,207,075,611.55
169,453,175.83	(37,235,398.90)	(120,638,790.60)	-	(16,228,848.16)	94,570,854.13	89,920,992.30
(157,059,789.12)	129,890,158.11	(86,751,585.22)	1,947,910,379.08	(44,852,224.59)	-	1,789,136,938.26
235,360,263.65	1,927,168,606.99					

2021

1.

2020

21,880,224,620.23	5,217,230,265.54	3,172,459,067.30	-	37,067,311.10	-	30,306,981,264.17
60,874,999.40	72,844,943.49	10,507,259.96	-	56,839,976.68	(201,067,179.53)	-
21,941,099,619.63	5,290,075,209.03	3,182,966,327.26	-	93,907,287.78	(201,067,179.53)	30,306,981,264.17
2,261,999,728.48	1,052,600,984.46	194,547,386.29	-	57,994,513.88	(40,729,508.76)	3,526,413,104.35
(54,876,456.06)	1,268,786.37	(11,235,669.28)	-	(10,634,236.11)	39,677,796.13	(35,799,778.95)
(51,270,022.44)	27,744,534.34	(35,899,768.20)	1,807,035,690.65	(167,275,604.46)	-	1,580,334,829.89
447,428,945.95	17,005,919.13	16,348,613.54	(164,407.39)	101,907,024.16	-	582,526,095.39
287,758,154.31	16,323,069.35	56,227,019.63		542,467.13		360,850,710.42
(4,726,619.27)	(76,243,630.93)	(44,766,468.56)	-	(127,353,217.57)	-	(253,089,936.33)
						(1,083,390,673.36)
2,886,313,730.97	1,038,699,662.72	175,221,113.42	1,806,871,283.26	(144,819,052.97)	(1,051,712.63)	4,677,844,351.41
(531,483,705.24)	(131,393,596.06)	(66,619,722.32)	-	(986,891.02)	-	(730,483,914.64)
						(7,380,664.60)
2,354,830,025.73	907,306,066.66	108,601,391.10	1,806,871,283.26	(145,805,943.99)	(1,051,712.63)	3,939,979,772.17
44,531,778,684.89	8,201,826,879.10	10,178,485,304.83	14,494,701,735.63	4,455,162,547.53	(2,516,852,259.02)	79,345,102,892.96
						4,340,906,808.62
						83,686,009,701.58
16,528,770,223.28	2,298,016,424.84	2,575,468,382.70	-	515,898,411.75	(9,713,156,896.82)	12,204,996,545.75
						25,496,731,342.88
						37,701,727,888.63
1,223,707,910.67	205,708,686.42	268,789,614.95	-	29,931,070.93	-	1,728,137,282.97
2,638,022,090.94	550,026,683.55	1,615,641,579.48	14,494,701,735.63	3,011,077,318.78	-	22,309,469,408.38
3,482,640,648.29	210,747,191.24	833,715,912.14	-	101,844,048.81	-	4,628,947,800.48

*

*

2021

1.

2021	2020
25,406,077,421.37	22,118,678,922.12
13,599,009,181.04	8,188,302,342.05
39,005,086,602.41	30,306,981,264.17

2021	2020
50,377,792,503.81	45,541,737,741.84
10,763,767,469.10	11,163,880,826.23
61,141,559,972.91	56,705,618,568.07

2021

				2021	
		37,106,992.33		46	
				37,106,992.33	35,318,762.22
1		1		23,695,367.79	35,103,251.68
1	2				

2021

1.

	2021	2020
	768,036,013.63	48,610,650.37
	-	296,000,000.00
	768,036,013.63	344,610,650.37

2021 12 31 2020 12 31
296,000,000.00

2021 12 31 2020 12 31

2021 12 31 3 1
690,500,000.00 2020 12 31

3 1

2021

2.

	2021	2020
	182,342,267.01	250,508,466.60
	6,461,550,291.25	4,356,675,189.98
	6,643,892,558.26	4,607,183,656.58

	2021	2020
	142,984,246.93	142,984,246.93

2

12

2021

12

2021 1 1	96,551.32	-	-	96,551.32
2021 1 1				
--	-	-	-	-
--	-	-	-	-
--	-	-	-	-
--	-	-	-	-
	-	-	-	-
	-	-	-	-
	-	-	-	-
	96,551.32	-	-	96,551.32

2021

2

12

2020

12

2020 1 1	96,551.32	-	-	96,551.32
2020 1 1				
--	-	-	-	-
--	-	-	-	-
--	-	-	-	-
--	-	-	-	-
	-	-	-	-
	-	-	-	-
	-	-	-	-
	96,551.32	-	-	96,551.32

2

2021 12 31 5% 5%
2020 12 31

2021 12 31 2020 12 31

2021 12 31 6,134,591,876.81
2020 12 31 4,356,497,896.91

2021 12 31

4,173,330,941.54	64.59%
762,099,301.69	11.79%
322,175,241.51	4.99%
319,220,000.00	4.94%
258,618,411.81	4.00%
5,835,443,896.55	90.31%

2

2020 12 31

		(%)
	2,758,385,527.50	63.31%
	602,999,301.69	13.84%
	352,151,288.59	8.08%
	170,333,238.97	3.91%
	167,264,269.48	3.84%
	4,051,133,626.23	92.98%

3.

	2021	2020
	2,938,030,000.00	1,687,000,000.00

2021 12 31

4.

	2021	2020
	-	344,490,000.00
	373,967,911.98	450,384,452.79
	373,967,911.98	794,874,452.79

2020 12 31

2021

5.

2021

	14,121,312,875.29	-	-	1,914,027,288.69	(214,971.39)	(18,108,636.72)	(534,100,000.00)	-	-	15,482,916,555.87	-
	1,133,085,992.47	-	-	31,221,453.59	66,119,969.86	28,306,022.40	-	-	(419,577,812.77)	839,155,625.55	-
Nature s SunshineProducts, Inc.	222,069,866.78	-									

2021

5.

2020

	-					)	-	-	-
	-						-	-	-
Nature s SunshineProducts, Inc.	-						-	-	-
	-						-	-	-
	-			)		)	-	-	-
	-			)		)	-	-	
			-				-	-	
			-				-	-	
		)	-				-	-	

e

2021

u

2021

9.

2021 12 31

			2021 12 31
		%	
2020/08/31	2023/08/31	3.00	298,000,000.00
2021/03/23	2023/03/22	3.80	200,000,000.00
20210/4/09	2023/04/08	3.80	200,000,000.00
2021/08/09	2024/07/22	3.80	400,000,000.00
2021/07/26	2024/07/22	3.80	300,000,000.00
2021/12/17	2024/07/22	3.80	80,000,000.00
2021/06/17	2023/11/12	3.90	5,000,000.00
2021/05/21	2024/05/21	3.90	120,000,000.00
2021/05/24	2024/05/21	3.90	112,000,000.00
2021/06/17	2024/05/21	3.90	208,000,000.000
2020/11/25	2023/11/24	3.73	460,000,000.00
2021/02/26	2024/02/26	3.65	95,000,000.00
2021/04/25	2024/04/24	3.54	100,000,000.00
2021/11/30	2024/11/30	3.60	124,000,000.00
2021/12/27	2024/12/27	3.30	100,000,000.00
			2,802,000,000.00

2020 12 31

		2020 12 31
	%	
18/09/2015	21/03/2022	

10.

2021	2020
11,233,581.88	40,947,814.50

2021	2020
11,233,581.88	40,947,814.50

11.

2021	2020
190,307,200.00	103,075,150.15
(989,585.47)	(164,407.39)
1,812,863,537.64	-
2,151,219,532.73	1,842,370,895.41
4,153,400,684.90	1,945,281,638.17

2021

1

(1)

Fosun Pharmaceutical AG　　EOS Imaging

(2)

	2021
	218,190,681.24
	62,457,014.18
	11,678,423.27
	292,326,118.69

2021

1

2

2

2021

	(%)	
12.39	1.85	1.85
8.58	1.28	1.28

2020

	(%)	
10.84	1.43	1.43
8.04	1.06	1.06

2021

3