600196

@#- C U q9¥ ´Lü µ6× 3 ?L† ¢ .
2023 ª ª Ü Û €

H ?· /p

10

2.70

√ □

“ ”

“ ”

□ √

1b 68¸

1b Â8¸ ¢ .1¶ Â q?·CX × = =

		2022		2021	
			(%)		
	539,588.42	43,951,546,895.23	- 5.81	39,011,184,281.58	39,005,086,602.41
	265,813.74	3,730,804,582.82	- 36.04	4,728,710,527.48	4,735,269,690.83
	648,359.35	3,872,759,038.16	- 48.08	3,277,296,375.56	3,277,296,375.56
	3,414,217,063.59	4,217,570,892.87	- 19.05	3,937,814,791.41	3,948,747,009.13

	2023	2022	%	2021	
	45,684,761,548.05	44,582,457,512.55	2.47	39,195,558,264.80	39,191,949,140.14
	113,469,604,813.45	107,163,907,232.34	5.88	93,306,321,826.77	93,293,790,957.96

( )

	2023	2022	(%)	2021	
	0.89	1.43	- 37.76	1.85	1.85

3FB3 170.48 re f j EMC 3

√ □

( )

□ √

( )

□ √

√ □

: :

	2023	2022	2021
	703,317,051.46	477,915,118.03	2,182,147,130.09
	147,293,110.14	68,202,383.98	35,504,611.11
	83,669,727.22	-417,061,775.88	332,729,921.98
	-	-31,858,383.86	-11,168,701.97
	-42,940,026.38	-82,274,796.47	-259,897,620.76
	-61,283,586.24	-99,680,602.61	-674,720,277.86
	415,966,277.05	162,545,223.20	333,022,807.07
	38,472,544.76	-105,348,824.67	-179,841,896.39
	375,617,454.39	-141,954,455.34	1,451,414,151.91

1

1

□ √

√ □

	928,532,148.61	1,888,496,433.69	959,964,285.08	-12,192,981.36
	2,388,828,708.21	1,040,114,413.33	-1,348,714,294.88	-440,191,011.19
	68,192,500.00	45,993,008.11	-22,199,491.89	-22,199,491.89
	15,450,825.55	52,774,220.89	37,323,395.34	-
	631,410,987.93	878,407,085.86	246,996,097.93	47,203,902.07
	4,032,415,170.30	3,905,785,161.88	-126,630,008.42	-427,379,582.37

□ √

1b ?8¸ 1×*< xAÞAð D < Æ

“ ”

[1] 2024 1

2024 1

BLA

40 PD-1

ES-SCLC 2023 12

BPOM

PD-1 MAA 2023 3 EMA

Xi “ ”

“ 2022

” 2 “

” “ 2022 TOP100 ”

6 IQVIA 2023 11

Informa Pharma Intelligence 2023

2023 “ Top25”

· E

“ 100 ” Gland Pharma

Sisram

“ 2023 . ”

2018-2023 “ . ”

Insightec

“ ”

“ ”

1

“ ”

2023 3 “ ”

“ ”

2023 2023-2030

2023-2030 2023

“ ”

2

2023

2023 10

2023 11 “ PIC/S ”

2023

3

2023

CART

2023 12

2022

3

2023

2023 2023

2023

4

2023

2023 1

2023 2023 10 2023

5

2023

2023 5 14 2023

2023 7 9

[3]					

Æ

3

-

TM

-

“ ”

“ ”

5,000

DTP

1,000

PD-1

5

B2B2C

ASCO CSCO EHA

ESMO

“ ”

“ ESG ”

	/	/		IND	I	II	III			

	/	/		IND	I	II	III			
II										
I										

	/	/		IND	I	II	III			

	/	/		IND	I	II	III			

2

1				利妥昔单抗注射液 利妥昔单抗注射液
2				Henlius 注射用曲妥珠单抗 Henlius 注射用曲妥珠单抗
3				Henlius 斯鲁利单抗注射液 汉斯状® 100mg(10ml)/瓶 1瓶/盒

4				阿达木单抗注射液
5		*		苏可欣 马来酸阿伐曲泊帕片 Doptelet 每泡罩板含10片
6		*		阿普米司特片 Otezla
7		*		 奥康泽 奈妥匹坦帕洛诺司琼胶囊

8		*		
9		* T	SOT	
10				

11				注射用谷胱甘肽 Glutathione for Injection
12		*		 盐酸依特卡肽注 Porsabiv
13		*		倍稳® 盐酸凯普拉生片 Keverprazan Hydrochloride Tablets 10mg 8片/板×1板/袋×1袋/盒

14				
15		*		
16		* mRNA		

17		Vero	Vero 2016 9 1.0ml 1 1.0ml Vero CTN- 1V, 2024 3 Vero	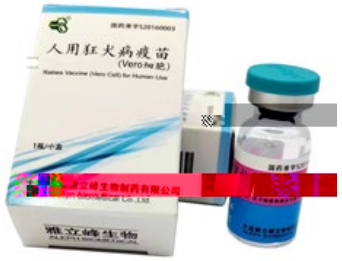
18			2005 11 0.5ml/ 2009 7 0.25ml/ WHO 1 3	
19				

20		*		 沙库巴曲缬沙坦钠片 Sacubitril Valsartan Sodium Tablets 100 12片/盒

1 5			
2 5			
5			
3 5			
4 5			

/

T

●**CAR**

●

Դ

-

206 5 11

74

4

3-

		/			
1		FCN-338		I	I
2			B	I	
3				II	-
4		FCN-159 [1]	I	III	II
5				II	-
6				II	-
7				II	-
8		SAF-189	ROS1+	II	
9			ALK+	III	
10		FCN-437c	1L	III	-
11			2L		
12		YP01001		I	-
13		FH-2001		Ib/II	-
14		XS-03	RAS	I	-
15		ET-26		III	-
16		FCN-159		II	-
17		FCN-016			-
18		SZEY-2108	CRE	I	-
19		XH-S002		I	-
20		XH-S003	IgA	[2]	I

4-

		/			
1			MSI-H		-
2			sqNSCLC		III
3			(ES-SCLC)		
4			ESCC		-
5		+	NSCLC		-
6			/ Neo-/adjuvant treatment of GC	III	-
7		+ +	(LS-SCLC)	III	
8		+	mCRC	II / III	-
9		+ HLX07 EGFR	HNSCC	II	-
10			sqNSCLC	II	-
11		+ HLX07 EGFR +	HCC		-

		/			
12		HLX26 LAG-3 +	mCRC	II	-
13		HLX07 EGFR		Ib/II	
14			CSCC	II	
15		HLX26 LAG-3		I	-
16		HLX26 LAG-3 + +	NSCLC		-
17		HLX51 OX40			-
18		HLX53 TIGIT Fc		I	-
19		HLX60 GARP		I	-
20		HLX42 EGFR - DNA I	/		( )
21		HLX43(PD-L1 - DNA I)	/	I	( )

7-

1	4+7			5mg*7 /	
2				10mg*7 / 10mg*10 / 10mg*14 /	
3			1 2 3 4 5	0.25g*6 / 0.25g*4 /	
4				0.15g*10 /	
5				2.5mg*10 /	
6				0.1g*100 /	
7				40mg*16 /	
8				0.1g*10 / *3 / 25mg*14 / *2 / 0.2g*8 / *2 /	
9				2mg*14 /	
10				0.25g*50 / 0.25g*100 /	
11				10mg*14 /	
12				40mg*8 / *4 /	
13			2	10mg*10 / *1 /	
14			1 --- - --- 2	0.5g*10 / *3 /	
15				0.2g*10 / *3 /	

16				20mg*60 / 30mg*90 / 60mg*30 /	
17				0.25g*100 /	
18			1 D D 2	0.25μg*10 / *3 /	
19			1 50mg LHRH 2 150mg	50mg*14 / /	
20				3ml:300 *1	
21		(30/70)		3ml:300 *1	
22			( ) ; ( ) ; ; ; ; ;	1g*10 / 0.25g*10 / 0.5g*10 / 2g*10 /	
23			1 : 2 : 3 : 4 : 5	0.25g*10 / 0.5g*10 / 1g*10 /	
24				5ml:0.1g*5 / 10ml:0.2g*5 / 20ml:0.4g*5 /	
25				150mg*6 / /	
26			1 2 3 Q 4 5 ST PCI	0.6ml:6000AxaIU( ) *2 /	
27			/ 1 2 3 4 5	2.25g(2.0g 0.25g)*8 /	

			6 7 8 9	4.5g(4.0g 0.5g)*6 / 4.5g(4.0g 0.5g)*5 /	
28			2 1 1	0.36g*1 /	
29			/ 1 2 3 4 5 6 7 8 /	1g(1:1)*10 / 2g(1:1)*10 / 3g(1:1)*10 /	
30			1 2 3 4 5 6 SIADH 7	2ml:20mg*10 /	
31			1 2 3 4	0.15g*100 /	
32			- Zollinger-Ellison	20mg*30 /	

43.90 36.83%

3.92% -1.26 6.47

-0.33 8.04 1

2 3 Sisram

™

2023 6

3.59 0.33

1.41% -17.50%

OPEX Operating Expense

“ ” “ ”

“ ”

“ ”

“ ”

“ ”

“ ”

“ ”

“ ”

“

“ ” “ ”

( )

1.

			%
1			
1			
2			
3			
4			
5			
6			
6			
7			

1 “

2.

√ □

(1).

: :

1

3.92%

2

3 mRNA

4 mRNA

(2).

√ □

					%	%	%

(3).

[3]		21.73	15.42	40.07	28.95	-45.77
		6.39	4.54	6.14	4.44	4.07
[4]		10.42	7.40	13.64	9.86	-23.61
		1.07	0.76	1.01	0.73	5.94
		9.10	6.46	9.21	6.65	-1.19

1 “ ” “ ” “ ”

2

3 mRNA /

4

(5).

□ √

(6).

□ √

(7).

A.

√ □

108.74 26.27%

74.53 18.00%

50% 5

□ √

B.

√ □

19.88 11.69%

3.58 2.10%

50% 5

□ √

3.

√ □

97.12 23.46% 2.59

1

2 PĐ1

Sisram

43.75 14.29%

2.64 6.90%

9.84 52.09%

4.

(1).

√ □

	43.46
	15.91
	59.37
%	14.34
%	26.80

(2).

√ □

(3).

√ □

51.72 1.47% 17.11%

36.38 0.86 2.42% 12.04%

(4).

□ √

5.

√ □

			%	
	34.14	42.18	-19.05	
	-13.36	44.28	-130.17	A

( )

□ √

( )

√ □

1.

		%		%	%	
	18.88	1.66	9.29	0.87	103.23	“ ”
	8.85	0.78	16.07	1.50	-44.93	
	1.46	0.13	-	-	100.00	
	-	-	4.20	0.39	-100.00	
	7.05	0.62	4.29	0.40	64.34	

		%		%	%	
	10.40	0.92	23.89	2.23	-56.47	“ ”
	151.29	13.33	102.68	9.58	47.34	
	21.72	1.91	8.64	0.81	151.39	
	7.79	0.69	5.54	0.52	40.61	
	6.24	0.55	4.43	0.41	40.86	
	5.37	0.47	9.30	0.87	-42.26	
	-	-	4.99	0.47	-100.00	5 “ 22 MTN001

(2)

□ √

3.

□ √

4.

□ √

( )

√ □

1. ( )

(1).

√ □

“ ” “ ”

(2).

√ □

√ □

√ □

2023 1 RA

□ √

□ √

√ □

			(%)	%	%	%	%
	76.38	15.66	79.50	37.99	45.54	1.06	90.18
	28.24	6.39	77.37	-2.05	4.07	1.33	69.40
	43.40	21.73	49.93	-49.43	-45.77	3.38	32.97
	11.84	1.07	90.96	18.05	5.94	1.03	78.25
	16.77	10.42	37.87	-20.71	-23.61	2.36	69.39
	12.71	9.10	28.40	1.84	-1.19	2.20	35.36

√ □

2022 “ ”
2022 “ ”
2022 “ ”
2022 “ ”
2022 “ ”
2022 “ ”

2.

(1).

√ □

/ /

(2).

√ □

(3).

√ □

“ ” “ ” 1

(4).

□ √

(5).

√ □

“ ” “ ”

(6).

√ □

		%	%	%
	63.46	29.83	16.78	22.99
	28.00	10.47	9.25	24.57
	14.01	11.10	10.10	7.28
	11.96	10.72	6.44	19.04
	8.23	8.05	6.98	31.75
				25.13
	%			14.34
	%			13.00
	%			26.80

1 2023 4

2022

2 5

□ √

√ □

				%	%
	4.74	1.57	3.17	1.14	- 25.00

FS 1502
HER2
α Д О

√ □

		%
	103.59	35.99
	91.41	29.06
	91.60	34.23
	73.48	34.54
	35.50	37.84
		97.12
	%	23.46

1.

√ □

2023 3 30 /

1 / 2
75,000 :
GP LP 750 24,750
/
34%
2 / 3
75,000
GP LP 750 24,750
/
34%

2023 4

2.

□ √

3.

√ □

					/	/			
	10.68	2.11	0.01	-	4.20	-9.07	5.31	0.04	13.28
	12.58	-3.88	-	-	0.53	-0.30	-	0.17	9.10
	10.07	-2.75	-	-	1.46	-1.67	0.27	0.05	7.43
	33.33	-4.52	0.01	-	6.19	-11.04	5.58	0.26	29.81

√ □

								/					
	137310.KS	SD Biosensor	0.05		0.62	-0.39	-	-	-	-	0.01	0.24	
	02096.HK		0.77		1.45	-0.62	-	2.12	-1.48	1.29	0.02	2.78	
	BFLY.US	BFLY	7.51		1.65	-0.86	-	-	-	-	0.01	0.80	
	002412.SZ		2.56		1.49	0.16	-	-	-	-	-	1.65	
	6620.TW		0.15		1.59	-0.51	-	-	-2.94	2.26	-	0.40	
	AMRX.US	AMRX	3.80		0.43	0.90	-	-	-	-	0.01	1.34	
	300434.SZ		-		0.20	-0.01	-	-	-0.17	-0.02	-	-	
	03869.HK		0.36		0.22	-0.04	-	-	-	-	-	0.18	
	688553.SH		0.30		0.12	-	-	-	-	-	-	0.12	
	300244.SZ		-		0.13	-0.01	-	-	-	-	-	0.12	

	CFRX.US	CFRX	0.66		-	-	-	-	-	-	-	-	
	ONCR.US	ONCR	0.71		0.02	-0.02	-	-	-	-	-	-	
	002099.SZ		-		0.07	-	-	-	-	-	-	0.07	
	HYPR.US	HYPR	0.71		0.09	0.03	-	-	-	-	0.01	0.13	
	AMAM.US	AMAM	-		0.27	0.68	-	-	-1.38	0.46	-0.03	-	
	QSI.US	QSI	0.35		0.09	0.01	-	-	-	-	0.01	0.11	
	SERA.US	SERA	-		0.04	0.31	-	-	-0.19	-0.16	-	-	
	601963.SH		-		0.04	-	-	-	-	-	-	0.04	
	688302.SH		-		0.41	0.17	-	-	-0.56	0.11	-	0.13	
	000950.SZ		0.87		1.75	-0.02	-	-	-1.20	0.32	-	0.85	
	09885.HK		0.60		-	2.05	-	1.59	-1.15	1.05	-	3.54	
	09860.HK		0.36		-	-	0.01	0.36	-	-	-	0.37	
	01541.HK		0.26		-	0.28	-	0.13	-	-	-	0.41	
	/	/	20.02	/	10.68	2.11	0.01	4.20	-9.07	5.31	0.04	13.28	/

□ √

√ □

9.10

□ √

4.

□ √

( )

□ √

( )

“

”

( )

√ □

1

		1.97	76.20	60.70	54.98	8.81	8.13
		4.80	76.91	46.69	81.17	9.07	8.21
[1]		5.43	99.04	21.92	53.95	5.67	5.46
Gland Pharma [2]			106.75	85.26	42.07	5.71	3.95
		2.85	21.47	14.00	11.14	3.49	3.07

1

2 Gland Pharma

[1]		0.50	38.57	20.12	23.48	1.02
Sisram [2]			43.45	33.26	25.33	2.32

1

2 Sisram

2 10%

		1.00	3,833.37	1,206.17	5,965.70	194.39	149.94

3

/		
Cenexi [1]		2023 4 27
Alma HK [2]		2023 6 28
		2023 9 14
[3]		2023 10 9
		2023 10 12

-1.46

1 Gland Pharma Gland Pharma International Pte Ltd.

2 Alma Lasers Alma HK PhotonMed HK

Alma HK PhotonMed HK Alma Lasers

3

5.35% 0.65%

51% 1.2

		2023 9 27

-0.12

4 10%

2023 2022

	2023	2022
	21.85	18.35
	21.85	**18.35**
	6.99	-0.02
	5.31	20.90
	-0.01	3.52
	0.27	0.40
	0.08	0.37
	0.53	0.26
	13.17	**25.43**
	35.02	**43.78**

( )

□ √

( )

√ □

2023

( )

√ □

( )

√ □

Ƙ ɣ M ƀ

“ ”

( )

√ □

1

“ ”

2

“ ”

ICH

3

4

1

2022

FDA AI/ML /

2

5

6

( )

□ √

□ √

1b 8¸ ¢ ."ñ*<

√ □

C1

1

2

12 2 4

3

3

4

2022 A 2022 H

5

6

CSR ESG

/ ESG /

7

/

/

□ √

□ √

□ √

			51	2022 8 19 2024 1 17	2024 1 16 2025 5 31	113,500	113,500	0		403.03	
			54	2020 10 29	2025 5 31	113,500	113,500	0		398.87	
			58	2021 3 1	2025 5 31	20,000	66,800	46,800		343.30	
			48	2022 1 4	2025 5 31	66,800	66,800	0		399.46	
			40	2022 1 4	2025 5 31	20,000	20,000	0		296.81	
			39	2022 1 4	2025 5 31	66,800	66,800	0		520.13	
Rong Yang			45	2022 8 19	2025 5 31	0	0	0		646.45	
			42	2016 6 7 2016 6 29	2025 5 31	81,800	81,800	0		380.23	
			52	2022 1 4	2025 5 31	35,500	35,500	0		347.40	
			49	2022 1 4	2025 5 31	46,800	46,800	0		222.74	
			46	2022 1 4	2025 5 31	56,800	56,800	0		355.01	
			47	2023 1 29	2025 5 31	70,200	70,200	0		164.95	
			46	2023 7 28	2025 5 31	0	0	0		150.43	
	[3]		77	2008 5 26	2023 6 28	0	0	0		0	
	[3]		48	2022 6 1	2023 6 30	154,000	154,000	0		294.94	[4]
	[3]		53	2022 1 4	2023 12 31	80,300	80,300	0		564.44	
	[3]		46	2022 1 4	2024 1 16	10,000	10,000	0		508.86	
	[3]		54	2019 6 26	2024 1 31	10,000	10,000	0		376.59	
	/	/	/	/	/	4,173,125	4,219,925	46,800	/	13,803.35	/

1 2023 2022

2 2023

3

4

2004 4

	00656 01992 600655 2021 4 01818 2020 12 601969
	00656 2023 3 00656 01992 2021 4 08267 300226 2020 5 2023 5

06618 Towson University

	600621
	300999 600623 600606 000816 601083 2023 12 2007 5 2013 6 300290 834166
	00656 00656 2023 11 603010 2017 7 2021 12 00656
	2004 4 2020 1 2022 1

Wang 2023 1 2023 8

02696 Wang

Xingli Wang

	2022 5 2022 8 2024 1 600488
	2015 10 2016 1 2020 10
	2009 12 2018 1 2021 3 01099 600812 600511 01099 000028
	2015 11 2017 1 2022 1 Sisram 01696
	2010 9 2020 1 2022 1
	2010 7 2020 1 2022 1
Rong Yang	Yang 2022 1 Fosun Pharma USA Yang Nature's Sunshine Products, Inc. NATR Yang Bayer Schering Pharma AG Bayer Austria Ges,m,b,H) Bayer Pharma AG Bayer S.R.O, Bayer US LLC
	2003 7
	2006 6 Tridem Pharma

	2016 6
	2020 10 Morgan, Lewis & Bockius LLP Milbank LLP Clifford Chance LLP 00656
	2022 7 2022 7 2023 1
	2023 6 2021 2 2023 5 688317
	2008 5 2023 6
	2015 4 2023 6
	2016 6 2023 12
	2022 1 2024 1
	2019 6 2024 1

□ √

( )

1.

√ □

2.

√ □



( )

√ □

1 2023 1 29 Xingli Wang
2023 1 29

2 2023 3 2023 6 28
2022 2023 6 28

3 2023 7 1

4 2023 7 28 Wenjie Zhang
2023 7 28

5 2024 1 1

6 2024 1 17
2024 1
17

7 2024 1 17

8 2024 2 1

( )

□ √

( )

□ √

d	2023 1	L

		2022 2023 A 2023 H
	2023 3 30	
	2023 4 28	2023
	2023 5 5	
	2023 5 12	
	2023 7 21	’ GP
	2023 7 28	
	2023 8 18	2022
	2023 8 29	2023 2023 2023 2023 - 2033
	2023 9 1	A H 2023
	2023 9 22	H
	2023 9 27	A H
	2023 10 19	
	2023 10 27	Intas Pharmaceuticals Ltd.
	2023 10 30	2023 ,

	2023 11 28	
	2023 12 15	/ 2024 /
	2023 12 30	Phixen S.A.S

( )

		20	20	17	0	0		4
		20	20	20	0	0		4
		20	20	16	0	0		4
		20	20	17	0	0		4
		20	20	19	0	0		0
		20	20	20	0	0		1
		20	20	20	0	0		0
		20	20	19	0	0		0
		20	20	17	0	0		3
		20	20	17	0	0		4
		20	20	17	0	0		4
		20	20	18	0	0		4

4 1 1 A

H 1

□ √

	20
	0
	16
	4

( )

( )

□ √

√ □

( )

( ) 2

( ) 3

( ) 2

( )

□ √

□ √

( )

/	
QA QC	
HR	

( )

√ □

1

2

3

( )

√ □

2009 2017 ——

“ ”

“ ” “ ”

“ ” “ ”

1

3

“ YAO ”

2

2023 “ ” “ ”

3

4 “ “

FoTED

( )

□ √

( )

√ □

( )

√ □

	√ □
	√ □
	√ □
	√ □
	√ □

( )

□ √

( )

√ □

: :

10	
10	
10	
%	
%	

( )

√ □

	2023
2022 A	2022 H

( )

□ √

□ √

□ √

□ √

( )

□ √

√ □

:

		0	46,800	21.29	0	46,800	46,800	25.03
	/	0	46,800	/	0	46,800	46,800	/

( )

√ □

√ □

□ √

√ □

EHS

√ □

2024 3 27 http://www.sse.com.cn

□ √

1b Ê8¸)å ¹ D/t PCY 1

	13,170.96

( )

√ □

1.

√ □

			mg/m³	mg/m³		/		
	5		22.22	60	4.57			
	9			10				
			12.4	30	0.20			

			4	20	0.15			+
			2.4	60	0.06			+
			3	50	0.12			+
	9		39	200	4.11			+
			8.7	30	4.94			+
			39	100	20.48			+RTO
			25.1	50	0.08			+
			44.4	100	0.15			+
	8		0.73	10	0.002			+ +
			12.04	60	2.45			
				50				
	2		9.2	150	0.02			+
			3.8	20	0.01			+
			6.15	100	0.003			
	7		2.2	15	0.001			+
			15.94	60	0.01			
			77.43	200	101.75			
	11		58.3	200	91.77			
			8.48	30	11.74			
			0.86	120	4.30			
			1.14	50	0.47			
	4		57.29	150	23.79			+
			5.77	20	2.69			
			20.9	120	0.90			

	52.39	52.39
	1,862.78	1,862.78
	192.67	192.67
	10.64	10.64
	1.27	1.27
	0.81	0.53
	0.03	0.03
	1,807.23	1,701.84

	379.95	335.77
	498.46	498.46
	590.11	563.00
	65.56	65.56
	20.59	18.65
	23.96	23.96
	142.79	142.79
	84.47	84.47
	1,270.08	1,266.40
	5.65	4.78
	23.55	23.00
	24.26	8.53
	24.65	24.13
	187.48	186.44
	147.16	147.16
	118.96	118.96
	467.42	467.42
	59.82	59.82
	8,062.74	**7,861.45**

2.

√ □

/

3.

√ □

“ ”

/

4.

√ □

/

5.

√ □

/

/

/

/ /

6.

□ √

/

7.

√ □

2024 3 27 http://www.sse.com.cn http: //www.fosunpharma.com 2023 ESG “ 3. ”

( )

√ □

1.

□ √

/

2.

√ □

/

VOCs

/

/ EHS

/ شج

/

EHS

/

( ) ESG

√ □

( )

□ √

√ □

2023 “ ”

ESG ESG

2023 3 2022

2023 MSCI ESG A

2023 “ ESG

30 ” “ 2023 ”

2023

CAR-T 600 / B

2023

2024 1 “ ” CAR-T

2023 10 Xi “ ”

33

WHO PQ

Artesun 6,800

2023 6

Argesun WHO PQ “ ”

Argesun

2006

2014 20

“ eCME ”

121

2023

“ ”

“ ” “

”

√ □

	/	
	492.90	
	192.00	
	300.90	
	270,000	

√ □

“ ”

2023 9 “

. ” “

” 1.6

“ ”

2021 8

“ ”

“ ” “

”

“ ” “ ”

” “ ” 18

“ ” 5

“ ”

“ ”

2023 “ ”

6,000

“ ”

“ ” “ ”

2023 “ ”

2023 20

40

2023 1 35 AED

2023 6
7 AED

2023 9 21 “
”

1b £8¸ H ?· ÁN¯

( )

√ □

( )

□ □ √

( )

□ √

□ √

□ √

“ ”

□ √

□ √

□ √

□ √

□ √

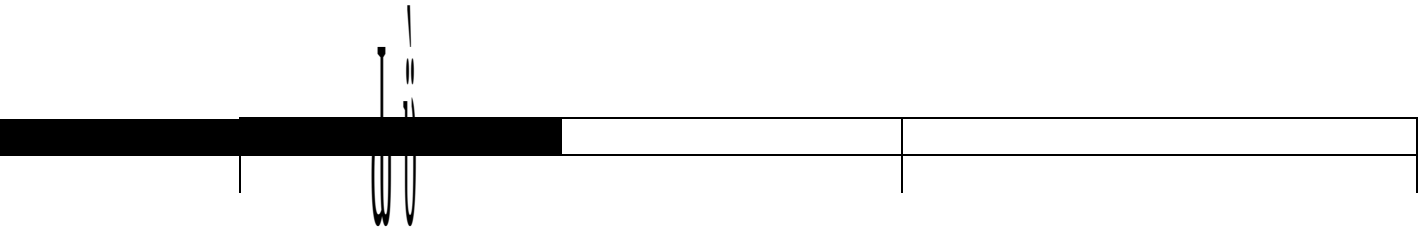

√ □

2022 2023

2023

□ √

20% 20%

□ √

( )

□ √

( )

□ √

( )

□ √

□ √

□ √

□ √

□ √

( )

1

√ □

1 /

2

3

√ □

: :

/

( )

1

√ □

	2023 1 7

	2023 12 1 http://www.sse.com.cn

2

□ √

3

□ √

( )

√ □

1.

√ □

1/ÿ6F2+X=

( )

√ □

1 2023 8 1 Hermed Alpha Industrial Co., Limted

2,005,515

9%

1,829.1831 2023 12

9%

2 17,299.0669

9%

2023 11 28

20%

3 2022 2 2023 8

29 1 51 6,673.69

2022 2 11 < 380,435 >

1.7542% 6 / 1 12

2,862.708

2022 2 11 0.7525% 2

1 150

2022 2 11 0.0394%

( )

1

□ √

2

□ √

3

□ √

( )

√ □

: :

	0
A	0
	1,620,350
B	2,631,926
A+B	2,631,926
(%) [2]	57.61%
C	0
70% D	346,504
50% E	347,688
C+D+E	694,192

1 2023 12 29

2 2023 12 31

3.

□ √

( )

□ √

√ □

( )

√ □

					(1)		2	% (3) (2)/(1)	4	% 5 =(4)/(1)	
2022 A	2022 7 21	448,378.00		445,619.87	445,619.87	445,619.87	367,137.85	82.39	64,423.15	14.46	19,314.00

2023 10 13 2023

2022

1 “ ” 19,314 “

”

2 “ ” “ Balixafortide

” 25,773 “ mRNA ” 7,232

“ FS-1502” 19,407 “ FCN-338” 18,621 “ SAF-189”

14,290

( )

√ □

2023 12 31 “ ”

( )

√ □

/ / /

/

( )

1

□ √

2

√ □

1 2022 8 1 2022
150,000
12 “ 2022
” 2023 7 20 2022

2 2023 7 21 2023
97,000
12 “ 2023
” 2023 75,760.56

3

□ √

4

□ √

5

□ √

√ □

1

1b 98¸ 6× 3 Þ 6× R û ë

( )

1

			+ -				
		(%)					(%)
1							
2							
3							

2

√ □

1

[2021]2501 2022 7 20 10
106,756,666 A 2022 7 27 6
2023 1 30

2 2022 11 29 2022 2022 A
2022 H 2022 A
2023 9 1 2023 9 1
80 371,600
A 2023 9 21
2,672,156,611 2,672,528,211
2,120,587,711 A 551,940,500 H , 371,600
A
10 2022
A 2023 9 27
129,500 A
2023 11 23
2,672,528,211 2,672,398,711 2,120,458,211 A 551,940,500 H
129,500 A

3

√ □

4

□ √

( )

√ □

:

A

6

						/

1 3 2022 A
2023 12 12 2.61 A
A
2 2024 1 16 2022 A A A
774,114
3 10 ZHANGJIAAI SONG DEBORAH
2022 A 12.95
A 2023 11 23

( )

√ □

A	2023 9 21	21.29 /	371,600	2023 9 21	371,600	-

√ □

2023 9 1 2023 9 1
80 371,600
A 2023 9 21

( )

√ □

2022 A 2,672,156,611
2,672,398,711 1 2022 A
371,600 A 2 2022 A
129,500 A
“ ” “ ”

( )

□ √

( )

( )	298,973
( )	288,308

( )

:

HKSCC NOMINEES LIMITED[2]							
[3]							
300							
300							

	886,315,955		886,315,955
HKSCC NOMINEES LIMITED[2]	551,371,815		551,371,815
	38,736,079		38,736,079
[3]	37, 439,127		37, 439,127

300	18,389,093		18,389,093
	11,537,035		11,537,035
300	9,369,625		9,369,625
	7,896,749		7,896,749
	6,162,837		6,162,837

√ □

:

√ □

:

√ □

1
2 2022 A A 774,114
2024 1 16

( ) 10

□ √

( )

1

√ □

2

□ √

3

□ √

4

□ √

5

√ □

( )

1

□ √

2

√ □

10	

1
2

3

□ √

4

□ √

5

√ □

6

□ √

( ) › √

1b ¡8¸ N ~6×-. © û ë

□ √

1b “8¸ p n-. © û ë

√ □

( )

□ √

( )

√ □

1.

						3	%					
1		143422	2018-8- 13	2018-8- 13	2023-8- 13	0	3.50					
2	21 01	175708	2021-2-2	2021-2-2	2023-3- 13	0	3.98					

#!QÔðtQ[illegible]a¨,€€,€ <×†tq€•9 ê>| ¯ ^F9 s ÈB ìÐ

	8 ( )			0755-23835888
	968 23-25			021-68815499
	398 14			021-63501349
	1 16			021-22284580

□ √

4.

√ □

: :

18 01	13	13	0			
21 01	16	16	0			

□ √

□ √

□ √

5.

□ √

□ √

6.

√ □

7.

√ □

( )

√ □

1.

							%					
2022 [1]		102280457	2022-3-7	2022-3-9	2026-3-8	5	3.50					

□ √

F2+X =F2 Í ` =F2+X

√ □

22 MTN001	2023 3 “ 22 MTN001

2.

√ □

“ 22 MTN001” 5 ( ) ⅝ M

□ √

□ √

□ √

5.

□ √

□ √

6.

√ □

7.

□ √

( ) 10%

□ √

( )

□ √

( )

	2023	2022	%
	3.34	5.48	- 39.05
	4.23	6.21	- 31.88
EBITDA	5.61	7.94	-

1b w8¸ CX × Û €

√ □

2024 70039712_B01

2023 12 31
2023

2023
12 31 2023

〃
〃

2024 70039712_B01

2023 12 31 10,851,999,207.39 18. 31. 20.	

2024 70039712_B01

2023 12 31 1,013,676,566.11 17. 18. 31. 19.	
2023 1,295,212,400.16 〃 〃 17. 17. 31.	

J

1

2
3
4

5

6

2024 70039712_B01

2024 3 26

		2023 12 31	2022 12 31
	1	13,693,590,965.39	16,241,313,361.55
	2	1,888,496,433.69	928,532,148.61
	3	24,492,488.40	24,842,536.99
	4	7,643,736,270.74	7,588,099,263.10
	5	642,568,580.95	558,927,489.80
	6	884,582,172.88	1,607,465,964.56
	7	626,657,270.84	598,837,497.90
	8	7,537,767,765.75	6,882,432,395.84
	9	145,887,291.75	-
	10	-	419,577,812.77
	11	704,789,708.23	429,149,671.70
		33,792,568,948.62	35,279,178,142.82
	12	85,322,818.08	91,663,114.23
	13	23,919,398,947.82	23,144,771,465.73
	14	52,774,220.89	15,450,825.55
	15	1,040,114,413.33	2,388,828,708.21
	16	15,129,371,156.29	10,267,858,501.99
	17	4,938,281,247.38	4,896,697,128.16
	18	2,171,744,487.74	863,537,452.04
	19	13,482,016,130.59	12,471,056,762.03
		3,896,108,184.77	3,454,259,828.24
	20	10,851,999,207.39	10,337,053,091.49
	21	778,805,942.86	554,233,231.45
	22	624,470,612.53	442,570,100.31
	23	2,706,628,495.16	2,956,748,880.09
		79,677,035,864.83	71,884,729,089.52
		113,469,604,813.45	107,163,907,232.34

		2023 12 31	2022 12 31
	25	14,728,454,129.15	11,931,537,165.93
	26	652,252,423.59	857,879,140.38
	27	5,507,366,277.73	5,426,161,923.19
	28	1,200,496,066.44	1,544,762,576.49
	29	1,978,115,885.93	1,640,222,238.38
	30	536,965,065.37	929,835,697.13
	31	4,202,172,433.33	5,353,265,590.30
	32	4,826,597,231.71	5,471,331,900.27
	33	125,164,024.57	143,073,225.18
		33,757,583,537.82	33,298,069,457.25
	34	13,504,923,111.26	11,600,437,131.66
	35	-	499,431,152.21
	36	2,049,589,366.84	744,992,648.18
	37	507,764,019.67	337,819,540.68
	38	141,475,527.30	42,068,155.09
	39	639,398,945.80	632,432,895.82
	22	3,445,190,578.09	3,362,940,237.33
	40	2,807,419,290.39	2,536,806,400.77
		23,095,760,839.35	19,756,928,161.74
		56,853,344,377.17	53,054,997,618.99

		2023 12 31	2022 12 31
	41	2,672,398,711.00	2,672,156,611.00
	42	16,853,454,175.22	16,992,138,223.00
	43	41,928,227.94	53,254,806.00
	44	(1,300,090,249.71)	(1,198,363,947.81)
	45	2,958,415,919.58	2,952,929,442.20
	46	24,542,511,219.90	23,216,851,990.16
		45,684,761,548.05	44,582,457,512.55
		10,931,498,888.23	9,526,452,100.80
		56,616,260,436.28	54,108,909,613.35
		113,469,604,813.45	107,163,907,232.34

	2023	2022
47	41,399,539,588.42	43,951,546,895.23
47	21,595,308,756.94	23,169,690,419.68
48	271,255,381.04	227,799,436.55
49	9,712,237,437.28	9,171,176,082.23
50	4,374,907,225.80	3,828,102,918.85
51	4,346,044,722.61	4,302,092,916.99
52	984,323,390.71	647,402,662.52
	1,324,830,525.62	963,806,918.22
	363,645,386.22	282,634,639.30
53	463,537,996.22	384,154,528.23
54	3,501,992,600.27	4,377,842,560.88
	2,184,848,715.29	1,835,146,086.02
55	(427,379,582.37)	(2,498,368,490.57)
56	(131,927,327.75)	(65,369,144.37)
57	(219,742,228.92)	(272,487,818.88)
58	5,563,773.63	125,602,287.58
	3,307,507,905.12	4,656,656,381.28
59	57,124,008.22	35,459,065.63
60	100,064,034.60	117,733,862.10
	3,264,567,878.74	4,574,381,584.81
61	369,504,452.16	626,917,464.70
	2,895,063,426.58	3,947,464,120.11
	-	(31,858,383.86)
	2,895,063,426.58	3,947,464,120.11
	2,386,265,813.74	3,730,804,582.82
	508,797,612.84	216,659,537.29

		2023	2022
		31,857,159.28	108,043,490.32
	44	(35,442,050.43)	100,609,868.88
		827,240.48	(11,665,216.77)
		(152,616,831.25)	(87,888,786.90)
		116,347,540.34	200,163,872.55
	44	67,299,209.71	7,433,621.44
		2,926,920,585.86	4,055,507,610.43
		2,350,823,763.31	3,831,414,451.70
		576,096,822.55	224,093,158.73
	62		
		0.89	1.43
		0.89	1.43

	2,672,156,611.00	16,992,138,223.00	53,254,806.00	(1,198,363,947.81)	2,952,929,442.20	23,216,851,990.16	44,582,457,512.55	9,526,452,100.80	54,108,909,613.35
( )	-	-	-	(35,442,050.43)	-	2,386,265,813.74	2,350,823,763.31	576,096,822.55	2,926,920,585.86
( )									
1	371,600.00	7,539,764.00	-	-	-	-	7,911,364.00	-	7,911,364.00
2	(129,500.00)	(2,627,555.00)	(2,757,055.00)	-	-	-	-	-	-
3	-	-	(16,480,887.06)	-	-	-	16,480,887.06	-	16,480,887.06
4									
	-	3,929,293.20	-	-	-	-	3,929,293.20	(3,469,882.97)	459,410.23
5	ï	Ụ ˆ	^	a	‖ ñ	‖ ñ	3	ï	Ụ ɾ ̈Ω ʊ̌ 2

( )									
1	-	-	-	-	5,486,477.38	(5,486,477.38)	-	-	-
2	-	-	-	-	-	(1,121,404,358.09)	(1,121,404,358.09)	(198,564,221.60)	(1,319,968,579.69)
( )									
1	-	-	-	(66,284,251.47)	-	66,284,251.47	-	-	-
( )									
1	-	22,784,429.66	-	-	-	-	22,784,429.66	-	22,784,429.66
2	-	(74,745,041.83)	-	-	-	-	(74,745,041.83)	-	(74,745,041.83)
	2,672,398,711.00	16,853,454,175.22	41,928,227.94	(1,300,090,249.71)	2,958,415,919.58	24,542,511,219.90	45,684,761,548.05	10,931,498,888.23	56,616,260,436.28

2,562,898,545.00	14,029,021,356.33	-	(1,265,831,690.95)	2,826,306,841.05	21,039,554,088.71	39,191,949,140.14	9,183,615,311.38	48,375,564,451.52
-	11,497,154.73	-	-	-	(7,888,030.07)	3,609,124.66	394,450.46	4,003,575.12
2,562,898,545.00	14,040,518,511.06	-	(1,265,831,690.95)	2,826,306,841.05	21,031,666,058.64	39,195,558,264.80	9,184,009,761.84	48,379,568,026.64

( )

( )									
1	-	-	-	-	143,317,685.51	(143,317,685.51)	-	-	-
2	-	-	-	-	-	(1,435,464,987.23)	(1,435,464,987.23)	(143,014,134.42)	(1,578,479,121.65)
( )									
1	-	-	-	(33,142,125.74)	-	33,142,125.74	-	-	-
( )									
1	-	15,592,406.54	-	-	-	-	15,592,406.54	2,175,025.86	17,767,432.40
2	-	(9,435,340.80)	-	-	-	-	(9,435,340.80)	-	(9,435,340.80)
	2,672,156,611.00	16,992,138,223.00	53,254,806.00	(1,198,363,947.81)	2,952,929,442.20	23,216,851,990.16	44,582,457,512.55	9,526,452,100.80	54,108,909,613.35

	42,392,553,570.17	44,390,448,936.30
	441,829,818.51	707,600,748.37
63	1,531,520,703.14	1,029,990,430.00
	44,365,904,091.82	46,128,040,114.67
	17,011,031,089.23	20,522,017,428.39
	10,603,925,695.20	9,167,399,666.11
	2,819,368,483.25	2,316,858,376.66
63	10,517,361,760.55	9,904,193,750.64
	40,951,687,028.23	41,910,469,221.80
64	3,414,217,063.59	4,217,570,892.87
	1,860,266,269.95	3,831,043,189.91
	949,058,570.81	818,486,559.65
	9,009,442.18	107,129,648.33
64	300,000.00	709,213,872.36
63	934,806,317.04	1,009,016,994.21
	3,753,440,599.98	6,474,890,264.46
	5,336,704,753.14	5,888,838,856.94
	942,970,606.95	1,501,265,790.41
64	923,998,933.12	1,196,777,915.46
63	369,056,679.19	1,952,045,862.31
	7,572,730,972.40	10,538,928,425.12
	(3,819,290,372.42)	(4,064,038,160.66)

		76,629,839.47	4,637,432,924.37
		76,629,839.47	127,979,369.85
		23,175,941,310.81	30,027,528,719.15
	63	337,726,713.85	621,595,332.38
		23,590,297,864.13	35,286,556,975.90
		21,146,225,034.46	26,280,140,580.89
		2,659,692,519.96	2,516,216,431.32
		204,522,791.93	141,846,532.85
	63	1,120,630,108.57	2,061,725,230.19
		24,926,547,662.99	30,858,082,242.40
/		(1,336,249,798.86)	4,428,474,733.50
		73,645,025.18	128,342,457.74
/		(1,667,678,082.51)	4,710,349,923.45
		11,170,066,988.55	6,459,717,065.10
	64	9,502,388,906.04	11,170,066,988.55

		2023 12 31	2022 12 31
	1	1,988,658,295.70	2,283,272,306.06
	2	117,694,923.39	-
	3	3,171,648,647.50	5,815,866,192.54
		-	419,577,812.77
	4	2,791,425,788.28	2,911,442,593.75
	5	867,012,556.85	737,149,385.36
		8,936,440,211.72	12,167,308,290.48
	6	34,784,570,722.60	32,380,044,093.87
	7	39,372,380.23	312,796,468.29
		6,944,749.37	6,477,908.86
		1,345,791.33	1,607,738.50
	8	4,772,993,094.64	4,667,335,090.56
		39,605,226,738.17	37,368,261,300.08
		48,541,666,949.89	49,535,569,590.56

		2023 12 31	2022 12 31
		4,767,388,450.92	3,146,359,896.23
		140,901,848.01	117,872,193.95
		28,058,873.43	27,006,397.41
		2,635,838,431.07	3,505,435,367.91
	9	2,802,338,364.44	3,643,339,110.32
		165,877,464.98	209,162,359.43
		10,540,403,432.85	10,649,175,325.25
	10	1,728,935,947.50	2,997,800,000.00
		-	499,431,152.21
		-	2,576,545.14
		1,151,018,873.79	1,151,018,873.79
		2,879,954,821.29	4,650,826,571.14
		13,420,358,254.14	15,300,001,896.39
		2,672,398,711.00	2,672,156,611.00
		18,745,360,509.37	18,750,823,068.12
		41,928,227.94	53,254,806.00
		(366,187,879.22)	(157,364,697.37)
		1,336,199,355.50	1,336,078,305.50
		12,775,466,227.04	11,687,129,212.92
		35,121,308,695.75	34,235,567,694.17
		48,541,666,949.89	49,535,569,590.56

	2023	2022
11	11,309,522.12	28,852,079.65
	89,046.13	120,589.39
	334,074,043.78	257,854,389.92
	53,774,201.81	91,632,000.00
	159,867,708.35	352,859,113.35
	368,299,092.02	456,839,602.52
	214,220,089.45	140,676,696.25
12	2,741,746,630.71	3,118,326,010.84
	2,351,136,180.11	2,239,172,320.09
	(54,915,504.47)	73,853,502.69
	33,032.62	42,141.02
	2,150,368,680.91	2,518,607,641.54
	3,427,900.00	10,375,472.00
	2,146,940,780.91	2,508,232,169.54
	3,362,610.17	11,136,043.93
	2,143,578,170.74	2,497,096,125.61
	2,143,578,170.74	2,497,096,125.61
	(142,538,930.38)	(82,891,617.24)
	(142,538,930.38)	(82,891,617.24)
	2,001,039,240.36	2,414,204,508.37

	2,562,898,545.00	14,363,581,643.18	-	(41,330,954.39)	1,281,449,272.50	10,646,984,981.80	28,813,583,488.09
( )	-	-	-	(82,891,617.24)	-	2,497,096,125.61	2,414,204,508.37
( )							
1.	109,258,066.00	4,400,195,488.52	-	-	-	-	4,509,453,554.52
2.	-	1,799,772.94	53,254,806.00	-	-	-	(51,455,033.06)
( )							
1.	-	-	-	-	54,629,033.00	(54,629,033.00)	-
2.	-	-	-	-	-	(1,435,464,987.23)	(1,435,464,987.23)
( )							
1.	-	-	-	(33,142,125.74)	-	33,142,125.74	-
( )							
1.							
	-	(5,318,495.72)	-	-	-	-	(5,318,495.72)
2.	-	(9,435,340.80)	-	-	-	-	(9,435,340.80)
	2,672,156,611.00	18,750,823,068.12	53,254,806.00	(157,364,697.37)	1,336,078,305.50	11,687,129,212.92	34,235,567,694.17

	2023	2022
	20,474,745.37	26,973,438.11
	-	10,783,091.07
	630,497,039.67	39,611,461.81
	650,971,785.04	77,367,990.99
	199,685,625.41	270,255,636.24
	3,441,624.32	110,614,032.62
	251,326,173.56	569,919,769.89
	454,453,423.29	950,789,438.75
/	196,518,361.75	(873,421,447.76)
	612,438,927.82	479,798,309.97
	868,579,427.02	653,571,339.42
	74,590.00	162,000.00
	-	319,220,000.00
	1,481,092,944.84	1,452,751,649.39
	2,265,368.76	1,721,060.00
	1,505,593,328.00	2,052,228,963.40
	-	430,000,000.00
	1,507,858,696.76	2,483,950,023.40
	(26,765,751.92)	(1,031,198,374.01)

	2023	2022
	7,911,364.00	4,509,453,554.52
	7,405,065,634.35	9,203,651,544.80
	15,194,633,800.95	14,784,140,875.90
	22,607,610,799.30	28,497,245,975.22
	8,309,484,400.53	11,069,242,136.37
	1,574,118,156.86	1,917,530,896.46
	12,630,722,857.18	12,963,910,115.68
	[redacted]57	25,950,683,148.51
	[redacted]73	2,546,562,826.71
	[redacted]08	3,293,287.49
	[redacted]64	645,236,292.43
	[redacted]06	77,536,013.63
	985,958,295.70	722,772,306.06

〃 〃

1998 3 31 A

H 〃 〃

〃 〃

2024 3 26

– –

〃 〃

15 – –

2023 12

31 2023

1 1 12 31

		1%
		1%
		1%
		1%
		2%
		5%
		10%
		5%

/

“ ”

1
2 〃 〃

12

2

	0%	0%
10-45	0%-10%	2%-10%
3-16	0%-10%	5.63%-33.33%
5-10	0%-5%	9.50%-20%
2-10	0%-10%	9%-50%
3-10	0%-10%	9%-33.33%
3-15	0%-10%	6%-33.33%

/ GMP

/ GMP

/

Š Ђ ∃ 1

5-10
5

21

ē

m

1

2
3

1
2

,

(1)

(2)

(1)

(2)

12

19

20

2022 16

2023 1 1

22 2022 12 31
60,783,564.35 138,415,624.64 2022 12 31
/

3% 6% 9% 13%

1% 5% 7%
25%

Gland
Pharma Limited Gland Pharma
25.17% Breas Medical
Holdings AB 20.60%
Tridem Pharma S.A.S Phixen SAS
25.83%

2022

2022 2024 15%

2021

2021

2023 15%

2023

2023 2025

15%

2021 2030

15%

2021 2030

15%

( ) 2022 11 2022 2025

40% 9%

Alma Lasers Ltd. (“ Alma ”)

2011 “ ” A Special Preferred Technological Enterprise ("SPTE") 2023 6%

100 25% 20%

100 300

25% 20%

	2023	2022
	3,233,805.76	2,672,229.63
	11,534,242,281.45	15,010,386,295.19
	265,793,535.64	243,629,587.97
	1,890,321,342.54	984,625,248.76
	13,693,590,965.39	16,241,313,361.55
	3,414,279,799.91	5,350,615,537.36

2023 12 31 255,683,065.10 2022 12 31 232,660,005.98 3 6

2023 12 31 3 1 3,935,518,994.25 2022 12 31 4,838,586,367.02

	2023	2022
	1,888,496,433.69	786,714,000.75
	-	141,818,147.86
	1,888,496,433.69	928,532,148.61

	2023	2022
	24,492,488.40	24,842,536.99

2023 12 31 2022 12 31

		2023 12 31	2022 12 31
1		7,436,979,166.78	7,519,068,369.32
1	2	333,407,597.98	198,234,593.98
2	3	77,594,150.86	29,153,981.69
3		64,951,777.70	48,834,029.95
		7,912,932,693.32	7,795,290,974.94
		(269,196,422.58)	(207,191,711.84)
		7,643,736,270.74	7,588,099,263.10

2023

	%		%	
7,912,932,693.32	100.00	269,196,422.58	3.40	7,643,736,270.74

2022

	%		%	
7,795,290,974.94	100.00	207,191,711.84	2.66	7,588,099,263.10

2023 12 31

		2023 12 31		
			%	
		6,309,556,414.28	1.07	67,319,587.24
1		1,481,702,044.65	5.41	80,202,600.95
1	2	61,978,114.63	100.00	61,978,114.63
2	3	17,190,926.54	100.00	17,190,926.54
3		42,505,193.22	100.00	42,505,193.22
		7,912,932,693.32		269,196,422.58

2023	207,191,711.84	163,929,132.34	(54,468,344.38)	(47,456,077.22)	269,196,422.58

2023

2023 47,456,077.22

2023 12 31

				%	
1,034,962,662.06	-	1,034,962,662.06	12.84		-
262,227,431.21	-	262,227,431.21	3.25		-
184,650,462.03	-	184,650,462.03	2.29		-
174,083,968.42	-	174,083,968.42	2.16		-
114,750,325.65	-	114,750,325.65	1.42		-
1,770,674,849.37	-	1,770,674,849.37	21.96		-

	2023	2022
	642,568,580.95	558,927,489.80

2023

2023		2022	
1,340,887,235.68	-	1,516,847,475.04	-

		2023		2022	
			%		%
1		805,666,503.99	91.08	1,042,972,459.10	64.88
1	2	44,024,842.38	4.98	52,193,607.77	3.25
2	3	26,174,216.09	2.96	497,303,816.69	30.94
3		8,716,610.42	0.98	14,996,081.00	0.93
		884,582,172.88	100	1,607,465,964.56	100.00

2023 12 31 72,696,402.68

8.22%

	2023	2022
	14,750,826.36	19,678,020.08
	611,906,444.48	579,159,477.82
	626,657,270.84	598,837,497.90

	2023	2022
	14,750,826.36	19,678,020.08

2023 12 31 1

		2023	2022
1		488,766,702.24	440,206,496.41
1	2	67,011,367.72	82,855,594.19
2	3	31,492,243.51	36,968,777.00
3		66,811,457.75	40,158,483.33
		654,081,771.22	600,189,350.93
		42,175,326.74	21,029,873.11
		611,906,444.48	579,159,477.82

2023	2022
311,249,329.95	216,300,864.64
197,784,137.34	210,786,121.59
33,296,060.93	51,009,153.56
111,752,243.00	.24>59 316 15.87 604d<

7.

2023

	%		%	
654,081,771.22	100.00	42,175,326.74	6.45	611,906,444.48

2022

	%		%	
600,189,350.93	100.00	21,029,873.11	3.50	579,159,477.82

2023 12 31

			%
	654,081,771.22	42,175,326.74	6.45

12

12

21,029,873.11	-	-	21,029,873.11
(419,978.64)	-	419,978.64	-
25,504,948.38	-	-	25,504,948.38
(3,939,516.11)	-	-	(3,939,516.11)
-	-	(419,978.64)	(419,978.64)
42,175,326.74	-	-	42,175,326.74

2023	21,029,873.11	25,504,948.38	(3,939,516.11)	(419,978.64)	42,175,326.74

2023 12 31

	(%)	
10,000,000.00	1.53	-
9,844,400.00	1.51	-
9,000,000.00	1.38	-
8,000,000.00	1.22	-
6,287,341.12	0.96	-
43,131,741.12	6.60	-

2023 12 31			2022 12 31		
2,199,240,381.83	72,428,224.02	2,126,812,157.81	2,639,494,307.01	51,170,518.50	2,588,323,788.51
1,323,919,485.94	33,130,746.80	1,290,788,739.14	1,159,271,272.87	16,622,571.42	1,142,648,701.45
1,545,015,186.53	74,968,793.86	1,470,046,392.67	1,315,949,671.55	44,240,099.37	1,271,709,572.18
547,388,681.50	1,639,273.77	545,749,407.73	72,682,665.39	5,739,421.34	66,943,244.05
1,989,750,544.83	77,282,710.96	1,912,467,833.87	1,789,518,748.93	79,040,696.83	1,710,478,052.10
117,168,561.64	5,886,082.11	111,282,479.53	66,466,986.46	4,205,793.15	62,261,193.31
80,620,755.00	-	80,620,755.00	40,067,844.24	-	40,067,844.24
7,803,103,597.27	265,335,831.52	7,537,767,765.75	7,083,451,496.45	201,019,100.61	6,882,432,395.84

	51,170,518.50	34,101,993.51	12,844,287.99	72,428,224.02
	16,622,571.42	20,518,411.82	4,010,236.44	33,130,746.80
	44,240,099.37	40,069,963.79	9,341,269.30	74,968,793.86
	5,739,421.34	2,187,919.68	6,288,067.25	1,639,273.77
	79,040,696.83	51,520,512.83	53,278,498.70	77,282,710.96
	4,205,793.15	1,680,288.96	-	5,886,082.11
	201,019,100.61	150,079,090.59	85,762,359.68	265,335,831.52

2023 12 31 2022

2023

(%)

0.32
0.12
0.69
0.15
0.42
0.00

9.

2023			2022		
145,887,291.75	-	145,887,291.75	-	-	-

i	82,419,212.89
ii	63,468,078.86
	145,887,291.75

i

ii

10.

2021 8 23 “
” 25.0011% 1,432,563,030.00
8.3337% 2023 12 31
25.0011% 25.00117%
1,432,563,030.00

2023	2022
-	419,577,812.77

11.

	2023	2022
	604,262,649.53	351,153,674.39
	24,200,180.62	24,773,491.17
	9,608,368.34	12,731,194.38
	66,718,509.74	40,491,311.76
	704,789,708.23	429,149,671.70

12.

2023			2022			
88,124,365.88	5,112,141.38	83,012,224.50	96,745,866.77	5,082,752.54	91,663,114.23	4.00%-13.00%
2,310,593.58	-	2,310,593.58	-	-	-	4.20%-4.65%
90,434,959.46	5,112,141.38	85,322,818.08	96,745,866.77	5,082,752.54	91,663,114.23	

2023	2022
(%)	(%)

	219,587,376.76	53,826,000.00	-	(211,948,322.92)	-	400,836.41	-	-	-	-	61,865,890.25	-
	11,018,574.57	-	(2,672,567.72)	9,918,396.29	109,313.27	-	-	-	-	(1,329,502.18)	17,044,214.23	-
	230,605,951.33	53,826,000.00	(2,672,567.72)	(202,029,926.63)	109,313.27	400,836.41	-	-	-	(1,329,502.18)	78,910,104.48	-
	16,999,903,348.27	-	-	2,231,389,397.49	4,243,559.04	6,784,063.63	(633,946,810.00)	-	-	-	18,608,373,558.43	-
	419,577,812.78	-	(419,577,812.78)	-	-	-	-	-	-	-	-	-
Natures Sunshine Products, Inc.	233,350,503.99	-	-	8,534,899.37	(753,701.19)	-	-	-	-	-	241,131,702.17	-
	550,681,803.98	-	-	1,239,485.33	-	-	-	-	-	-	551,921,289.31	-
	118,212,793.96	-	-	5,677,969.59	-	-	-	-	-	-	123,890,763.55	-
	421,405,083.12	-	-	(20,318,168.80)	-	-	-	-	(401,086,914.32)	-	-	-
	405,468,377.70	-	-	55,593,357.71	4,096,834.97	-	(24,000,000.00)	-	-	-	441,158,570.38	-
( )	626,051,024.59	-	-	25,495,053.55	-	-	(31,167,653.01)	-	-	-	620,378,425.13	-

SMS	222,657,093.00	-	-	222,657,093.00
SALADAX	129,704,627.20	-	-	129,704,627.20
	64,981,562.74	-	-	64,981,562.74
Integrated Endoscopy	30,096,982.21	-	-	30,096,982.21
	218,352,672.22	61,283,586.24	35,361,870.80	244,274,387.66
	665,792,937.37	61,283,586.24	35,361,870.80	691,714,652.81

2023
35,361,870.80

2023
61,283,586.24

2023	2022
11,619,280.19	11,972,543.17
37,584,314.54	-
3,570,626.16	3,478,282.38
52,774,220.89	15,450,825.55

-	(353,262.98)	-	(18,231,441.62)	-
1,218,052.52	-	1,218,052.52	-	-
92,343.78	-	-	(157,473,908.44)	202,643.30
1,310,396.30	(353,262.98)	1,218,052.52	(175,705,350.06)	202,643.30

2023

15.

2023	2022
1,040,114,413.33	2,388,828,708.21

7,736,696,644.41	201,311,771.01	7,987,429,625.35	1,045,088,627.80	685,203,747.54	128,645,098.44	859,331,670.09	18,643,707,184.64
242,518,655.45	11,142,170.44	315,800,295.08	63,318,828.79	33,367,900.93	9,594,089.43	16,973,099.72	692,715,039.84
1,889,768,852.38	-	686,725,328.81	119,917,398.42	44,187,179.45	1,666,731.84	179,321,692.98	2,921,587,183.88
1,620,367,509.07	714,667,250.00	1,596,907,888.50	296,628,513.02	38,964,289.22	4,214,753.31	43,424,485.21	4,315,174,688.33
(48,196,954.29)	-	(86,521,670.50)	(48,390,022.66)	(34,601,564.00)	(8,494,258.05)	(24,753,559.58)	(250,958,029.08)
-	-	-	-	(382,397.51)	-	-	(382,397.51)
33,579,155.48	24,614,689.73	69,495,738.71	210,829.24	1,968,736.97	(16,725.32)	8,664,593.80	138,517,018.61
11,474,733,862.50	951,735,881.18	10,569,837,205.95	1,476,774,174.61	768,707,892.60	135,609,689.65	1,082,961,982.22	26,460,360,688.71
2,637,429,269.49	-	4,150,184,991.94	643,993,895.28	390,223,076.25	81,598,866.87	463,164,779.35	8,366,594,879.18
317,182,440.49	-	740,764,810.78	131,221,589.64	101,346,632.24	14,979,450.40	108,463,870.34	1,413,958,793.89
503,836,772.90	-	946,899,369.60	146,373,699.05	31,088,562.19	2,690,181.95	34,224,225.58	1,665,112,811.27
(32,986,689.71)	-	(70,802,336.93)	(36,052,107.48)	(23,465,448.15)	(6,385,699.73)	(13,540,717.33)	(183,232,999.33)
-	-	-	-	(219,531.57)	-	-	(219,531.57)
14,639,035.44	-	35,323,303.54	114,212.08	1,651,580.01	(4,372.97)	5,395,263.61	57,119,021.71
3,440,100,828.61	-	5,802,370,138.93	885,651,288.57	500,624,870.97	92,878,426.52	597,707,421.55	11,319,332,975.15
3,272,093.90	-	4,445,039.94	-	132,368.49	-	1,404,301.14	9,253,803.47
80,000.00	-	2,205,000.00	-	123,161.77	-	-	2,408,161.77
-	-	(3,687.19)	-	(1,720.78)	-	-	(5,407.97)
3,352,093.90	-	6,646,352.75	-	253,809.48	-	1,404,301.14	11,656,557.27
8,031,280,939.99	951,735,881.18	4,760,820,714.27	591,122,886.04	267,829,212.15	42,731,263.13	483,850,259.53	15,129,371,156.29
5,095,995,281.02	201,311,771.01	3,832,799,593.47	401,094,732.52	294,848,302.80	47,046,231.57	394,762,589.60	10,267,858,501.99

2023

	2023	2022
	4,924,530,348.25	4,894,824,312.29
	13,750,899.13	1,872,815.87
	4,938,281,247.38	4,896,697,128.16

	2023 12 31	2022 12 31
GMP		

(API)	2,326,345,605.00	984,830,132.89	424,066,783.91	-	629,256,045.22	-	-	779,640,871.58	&	61%
	578,470,000.00	492,930,370.04	105,169,813.92	-	598,100,183.96	-	-	-	& &	100%
	1,038,610,492.26	449,711,180.82	99,667,790.05	-	-	-	-	549,378,970.87		53%
	3,943,426,097.26	1,927,471,683.75	628,904,387.88	-	1,227,356,229.18	-	-	1,329,019,842.45		

	56%	75,085,137.68	36,984,045.24	3.60%
(API)	100%	6,371,728.67	2,124,362.40	3.82%
		81,456,866.35	39,108,407.64	

2023 12 31			2022 12 31		
13,750,899.13	-	13,750,899.13	1,872,815.87	-	1,872,815.87

1,357,901,917.63	39,777,904.39	27,319,661.97	1,424,999,483.99
1,242,046,692.30	59,503,708.98	3,100,654.57	1,304,651,055.85
281,553,056.82	11,026,388.15	9,935,324.44	302,514,769.41
(75,388,672.38)	-	-	(75,388,672.38)
8,660,976.42	1,311,151.40	998,667.61	10,970,795.43
2,814,773,970.79	111,619,152.92	41,354,308.59	2,967,747,432.30
532,691,191.91	8,415,893.16	20,354,946.88	561,462,031.95
241,238,950.67	18,669,038.30	6,483,109.13	266,391,098.10
(36,078,740.60)	-	-	(36,078,740.60)
3,295,513.34	276,015.38	657,026.39	4,228,555.11
741,146,915.32	27,360,946.84	27,495,082.40	796,002,944.56
2,073,627,055.47	84,258,206.08	13,859,226.19	2,171,744,487.74
825,210,725.72	31,362,011.23	6,964,715.09	863,537,452.04

2,346,958,451.25	1,110,516,369.08	5,881,632,532.03	304,701,349.38	3,409,253,621.23	2,039,430,389.24	1,264,625,998.46	16,357,118,710.67
68,673,229.76	19,350.00	111,281,222.76	75,264,987.46	-	19,067,359.85	588,585,144.20	862,891,294.03
114,635,773.66	90,321,960.25	81,618,616.03	83,760,438.99	51,440,381.64	388,648,693.44	-	810,425,864.01
-	-	137,853,080.70	-	693,919,264.82	-	-	831,772,345.52
(12,281,806.82)	-	(29,916,493.02)	(2,049,097.51)	-	-	-	(44,247,397.35)
2,864.81	4,613,137.02	32,086,031.65	3,414,648.62	694,800.50	24,183,581.92	6,211,664.89	71,206,729.41
2,517,988,512.66	1,205,470,816.35	6,214,554,990.15	465,092,326.94	4,155,308,068.19	2,471,330,024.45	1,859,422,807.55	18,889,167,546.29
373,266,589.62	60,700,349.70	1,776,851,682.69	204,961,623.61	300,068,139.78	884,743,440.54	200,380,794.97	3,800,972,620.91
17,845,656.22	-	5,462,751.10	60,615,208.63	46,066,738.06	26,197,333.30	-	156,187,687.31
51,867,277.90	39,946,869.17	458,464,900.52	45,622,837.32	208,071,404.43	141,648,477.35	423,287,348.63	1,368,909,115.32
(1,329,295.85)	-	(29,541,493.02)	(2,049,097.51)	-	-	-	(32,919,886.38)
2,463.50	13,586.81	14,510,994.67	2,959,742.71	815,692.66	10,443,129.75	166,940.71	28,912,550.81
441,652,691.39	100,660,805.68	2,225,748,835.96	312,110,314.76	555,021,974.93	1,063,032,380.94	623,835,084.31	5,322,062,087.97

-	-	20,613,999.99	-	64,000,000.00	-	475,327.74	85,089,327.73
2,076,335,821.27	1,104,810,010.67	3,968,192,154.20	152,982,012.18	3,536,286,093.26	1,408,297,643.51	1,235,112,395.50	13,482,016,130.59
1,973,691,861.63	1,049,816,019.38	4,084,166,849.35	99,739,725.77	3,045,185,481.45	1,154,686,948.70	1,063,769,875.75	12,471,056,762.03

Gland Pharma	*/**/***	3,969,349,573.46	206,047,672.65	-	-	-	-	72,205,381.24	4,247,602,627.35
		1,168,983,082.38	-	-	-	-	-	-	1,168,983,082.38
Sisram	***	774,343,784.72	113,502,117.08	-	-	-	-	13,130,689.33	900,976,591.13
		680,808,480.27	-	-	-	-	-	-	680,808,480.27
		636,933,401.43	-	-	-	-	-	-	636,933,401.43
		616,230,832.66	-	-	-	-	-	-	616,230,832.66
		572,670,121.90	-	-	-	-	-	-	572,670,121.90
		503,372,816.28	-	-	-	-	-	-	503,372,816.28
Breas	*	291,070,627.41	-	-	-	-	-	6,292,312.59	297,362,940.00
		275,652,567.43	-	-	-	-	-	-	275,652,567.43
		205,952,243.38	-	-	-	-	-	-	205,952,243.38
Tridem Pharma	**	163,076,298.51	-	-	-	-	-	9,585,228.06	172,661,526.57
		83,764,766.01	-	-	-	-	-	-	83,764,766.01
	***	394,844,495.65	94,182,714.95	-	-	-	-	-	489,027,210.60
		10,337,053,091.49	413,732,504.68	-	-	-	-	101,213,611.22	10,851,999,207.39

*Gland Pharma Sisram Breas Alma Hong Kong 2023 Limited
**Tridem Phixen SAS
*** Phixen SAS Alma Hong Kong 2023 Limited

	202,500,000.00	-	-	202,500,000.00
	15,000,000.00	-	-	15,000,000.00
	390,000,000.00	-	-	390,000,000.00
Breas	80,000,000.00	-	-	80,000,000.00
	687,500,000.00	-	-	687,500,000.00

Phixen SAS Alma Hong Kong 2023 Limited
413,732,504.68 1

Phixen SAS Gland Pharma
Phixen SAS Gland Pharma Phixen SAS CDMO Gland Pharma
Gland Pharma
Gland Pharma

Alma Hong Kong 2023 Limited
Sisram Alma Hong Kong 2023 Limited Sisram
PhotonMed International Limited Alma Lasers,Ltd. PhotonMed International Limited 2003
Alma Lasers,Ltd.
i Alma Lasers, Ltd. ii
Alma Lasers, Ltd.
iii

2023 12 31

Gland Pharma

Sisram

2023 12 31 2022 12 31

1

2

3

4

—

—

—

—

Sisram

Sisram

2019 Nova Medical Israel Ltd.
2023 Sisram Alma
PhotonMed
Sisram

5
Sisram 2.30% 2022 2.30%
17.75% 2022 16.70%
Sisram Sisram
Alma Lasers, Ltd. Nova Medical
Israel Ltd. Alma Hong Kong 2023 Limited

9
2.30% 2022
2.30% 15.67% 2022 15.74%

120

9 2.30% 2022
2.30% 17.08% 2022 16.99%

2019
“ ” 1

9
2.30% 2022
2.30% 14.36% 2022 14.77%

9

2.30% 2022 2.30%

15.79% 2022 14.50%

Breas

9 Breas

2.00% 2022 2.30% 16.20% 2022 16.56%

Breas Breas

Breas

9 2.30%

2022 2.30% 14.27% 2022 15.98%

9 2.30%

2022 2.30% 14.61% 2022 15.40%

Tridem Pharma

9 Tridem Pharma
2.30% 2022 2.30% 18.46% 2022 19.47%
Tridem Pharma
Tridem Pharma Tridem Pharma

9
2.30% 2022 2.30% 17.22% 2022 17.29%

Alma Hong Kong 2023 Limited 2023 7
1 2024 6 30 450,000,000.00
112,500,000.00 Alma Hong Kong 2023 Limited

Gland
Breas
2024 3 26 2024
0386
8

2023

463,998,006.28 97,160,826.05 256,547,960.15 122,402,648.72

	2023		2022	
	757,014,346.27	119,608,721.53	707,114,247.22	130,077,720.41
	282,301,156.71	46,403,096.81	314,869,380.82	55,313,354.44
	475,155,658.18			

	2023	2022
	11,138,268,602.70	9,043,111,667.73
	1,780,646,202.02	1,590,401,995.24
	12,918,914,804.72	10,633,513,662.97

	2023	2022
2023	-	217,317,935.21
2024	329,846,664.08	378,900,729.30
2025	475,715,006.42	650,878,760.64
2026	1,300,125,663.92	1,415,371,188.83
2027	10,813,227,470.30	7,971,045,048.99
	12,918,914,804.72	10,633,513,662.97

2023			2022		
1,431,182,024.88	-	1,431,182,024.88	1,367,007,219.30	-	1,367,007,219.30
265,486,208.00	-	265,486,208.00	-	-	-
694,565,989.67	-	694,565,989.67	976,563,683.77	-	976,563,683.77
22,200,000.00	-	22,200,000.00	7,600,487.00	-	7,600,487.00
196,743,475.00	-	196,743,475.00	121,139,375.00	-	121,139,375.00
96,450,797.61	-	96,450,797.61	484,438,115.02	-	484,438,115.02
2,706,628,495.16	-	2,706,628,495.16	2,956,748,880.09	-	2,956,748,880.09

196,743,475.00 4.73%

2023

255,683,065.10	255,683,065.10		1
1,710,835,578.49	1,487,652,682.71		2
675,880,523.32	614,968,018.03	/	3
629,371,838.21	629,371,838.21		4
3,271,771,005.12	2,987,675,604.05		

2022

232,660,005.98	232,660,005.98		1
386,358,437.26	243,686,633.36		2
533,471,970.54	505,505,599.51		3
1,036,485,355.24	1,036,485,355.24		4
2,188,975,769.02	2,018,337,594.09		

1 2023 12 31 255,683,065.10 2022 12 31
232,660,005.98 3 6

2 2023 12 31 1,487,652,682.71 2022 12 31
243,686,633.36

3 2023 12 31 614,612,866.40 2022 12 31
505,505,599.51 355,151.63
2023 1-12 14,243,550.22 2022
8,487,750.35 2023 1-12 381,212.07

4 2023 12 31 629,371,838.21 2022 12 31
1,036,485,355.24

5 2023 12 31 58.67%
2022 12 31 58.67%

	2023 12 31	2022 12 31
	26,700,000.00	13,746,801.49
	9,830,000.00	14,500,000.00
	14,691,924,129.15	11,903,290,364.44
	14,728,454,129.15	11,931,537,165.93

2023 12 31 2022 12 31

2023 12 31 2022 12 31

2023 12 31 216,641,549.67
116,335,000.01 26,700,000.00 2022 12 31
26,896,644.07
371,633,189.78 297,722,386.64
13,746,801.49

	2023	2022
	652,252,423.59	857,879,140.38

2023 12 31

	2023	2022
	5,507,366,277.73	5,426,161,923.19

2023 12 31 1

	2023	2022
	1,145,707,534.69	1,493,312,192.00
-	54,788,531.75	51,450,384.49
	1,200,496,066.44	1,544,762,576.49

2023 12 31 1

1,583,466,836.50	9,783,818,613.75	9,436,559,323.50	1,930,726,126.75
26,457,202.06	571,759,544.62	575,699,510.81	22,517,235.87
30,298,199.82	92,887,551.73	98,313,228.24	24,872,523.31
1,640,222,238.38	10,448,465,710.10	10,110,572,062.55	1,978,115,885.93

1,507,678,941.85	8,658,946,803.57	8,385,901,769.93	1,780,723,975.49
31,247,876.95	346,292,221.92	344,785,053.77	32,755,045.10
17,946,971.25	403,094,108.42	341,055,139.42	79,985,940.25
14,842,938.50	378,183,478.45	315,722,286.74	77,304,130.21
1,619,337.14	15,015,355.39	14,939,386.53	1,695,306.00
1,484,695.61	9,895,274.58	10,393,466.15	986,504.04
5,624,928.07	328,098,140.95	322,576,252.24	11,146,816.78
20,968,118.38	47,387,338.89	42,241,108.14	26,114,349.13
1,583,466,836.50	9,783,818,613.75	9,436,559,323.50	1,930,726,126.75

26,096,380.88	553,830,726.67	557,975,195.44	21,951,912.11
360,821.18	17,928,817.95	17,724,315.37	565,323.76
26,457,202.06	571,759,544.62	575,699,510.81	22,517,235.87

	2023	2022
	250,629,416.87	619,338,732.30
	177,813,738.44	187,607,698.97
	57,366,782.54	65,663,566.70
	10,503,046.91	13,380,102.45
	18,920,392.52	7,400,847.08
	3,104,956.47	2,537,267.03
	18,626,731.62	33,907,482.60
	536,965,065.37	929,835,697.13

	2023	2022
	17,316,885.59	34,443,965.75
	4,184,855,547.74	5,318,821,624.55
	4,202,172,433.33	5,353,265,590.30

	2023	2022
	17,316,885.59	34,443,965.75

2023 12 31 1 8,461,203.93 2022 12 31 28,629,965.75

31.

	2023	2022
	120,276,138.78	94,897,520.00
	455,201,977.18	484,524,284.94
	2,676,845,506.40	3,118,546,139.39
	350,962,923.28	527,087,128.54
	487,902,901.93	512,522,394.41
	41,928,227.94	60,561,029.92
	-	496,446,333.50
	51,737,872.23	24,236,793.85
	4,184,855,547.74	5,318,821,624.55

2023 12 31
120,276,138.78 2022 12 31 94,897,520.00

	2023	2022
	55,	

	2023	2022
	125,164,024.57	143,073,225.18

	2023	2022
1	90,810,000.00	87,200,000.00
2	1,795,163,981.09	1,564,680,817.86
3	11,618,949,130.17	9,948,556,313.80
	13,504,923,111.26	11,600,437,131.66

2023 12 31 2022 12 31

2023 12 31 0.300%-7.041% 2022 12 31 0.300%-6.007%

1

2023 12 31
87,200,000.00
16,350,000.00 58.67%
19,980,000.00 20,000.00

2

2023 12 31 254,787,017.58
207,734,481.13
39,740,512.00

2023 12 31 356,154,801.02
84,081,561.05
208,660,241.23 7,090,316.05

2023 12 31 10,393,192.65
38,238,091.29 216,641,549.67
116,335,000.01 78,640,000.00
10,995,000.01

2

2023 12 31 87,110,859.91

43,100,000.00

2023 12 31 192,604,235.53

278,283,057.34

629,256,045.22 1,180,371,995.49

90,000,000.00 12 12

2023 12 31 122,031,685.81

20,642,535.86

	2023	2022
	-	499,431,152.21

2023 12 31

			%											
18	01	1,300,000,000.00	3.17-3.5	13/08/2018	5	1,300,000,000.00	745,940,184.71	-	16,529,356.67	(939,184.71)	745,001,000.00	-	-
21	01	1,600,000,000.00	3.98	02/02/2021	4	1,600,000,000.00	1,599,891,754.02	-	63,680,000.00	108,245.98	1,600,000,000.00	-	-
22													
MTN001		500,000,000.00	3.5	09/03/2022	4	500,000,000.00	499,431,152.21	-	17,500,000.00	476,840.62	-	499,907,992.83	-
						3,400,000,000.00	2,845,263,090.94	-	97,709,356.67	(354,098.11)	2,345,001,000.00	499,907,992.83	-

	2023	2022
	2,049,589,366.84	744,992,648.18

	2023	2022
	112,589,052.12	87,420,000.00
	23,185,873.35	24,129,517.90
	336,271,200.67	191,991,453.30
	23,505,172.53	30,460,534.77
	12,212,721.00	3,818,034.71
	507,764,019.67	337,819,540.68

	2023	2022
	141,475,527.30	42,068,155.09

1 1 2

2 2020 11 25 2020
12 29 2020 2021 4 6

[2021]2501
128,144,927 A

2022 7 27 A A 106,756,666
42.00 / 4,483,779,972.00
27,581,223.48 4,456,198,748.52
106,756,666.00 4,349,442,082.52

2022 7 27 A

2023 1 30 106,756,666 A

1	15,589,878,549.40	7,539,764.00	(2,627,555.00)	15,594,790,758.40
	7,467,531.86	-	-	7,467,531.86
	(6,923,904,144.30)	-	(41,015,170.14)	(6,964,919,314.44)
	3,548,536,548.14	22,784,429.66	-	3,571,320,977.80
	4,228,251,908.96	3,929,293.20	-	4,232,181,202.16
	1,690,831,921.42	-	-	1,690,831,921.42
	(1,253,646,950.21)	-	(64,315,257.89)	(1,317,962,208.10)
	(117,615,473.47)	-	-	(117,615,473.47)
	168,035,550.99	-	(74,745,041.83)	93,290,509.16
	24,355,218.08	-	-	24,355,218.08
	1,799,772.94	9,765,490.22	-	11,565,263.16
	7,497,154.73	-	-	7,497,154.73
	20,650,634.46	-	-	20,650,634.46
	16,992,138,223.00	44,018,977.08	(182,703,024.86)	16,853,454,175.22

1 41

43.

			1	1		
	53,254,806.00	7,911,364.00	(2,757,055.00)	(16,480,887.06)	(11,326,578.06)	41,928,227.94

1 2022 12 53,254,806.00

2023 9 7,911,364.00
2023 10 2,757,055.00

2023 12 16,480,887.06

	2023 1 1		2023 12 31
	66,284,251.47	(66,284,251.47)	-
	(297,444,727.41)	827,240.48	(296,617,486.93)
	212,368,303.32	(152,616,831.25)	59,751,472.07
	(1,257,800,090.96)	116,347,540.34	(1,141,452,550.62)
-	78,228,315.77	-	78,228,315.77
	(1,198,363,947.81)	(101,726,301.90)	(1,300,090,249.71)

	2022 1 1		2022 12 31
	99,426,377.21	(33,142,125.74)	66,284,251.47
	(285,779,510.64)	(11,665,216.77)	(297,444,727.41)
	300,257,090.22	(87,888,786.90)	212,368,303.32
	(1,457,963,963.51)	200,163,872.55	(1,257,800,090.96)
-	78,228,315.77	-	78,228,315.77
	(1,265,831,690.95)	67,467,743.14	(1,198,363,947.81)

2023

	-	-	66,284,251.47	-	(66,284,251.47)	-
	957,133.32	-	-	99,315.41	827,240.48	30,577.43
	(2,472,064.59)	150,144,766.66	-	-	(152,616,831.25)	-
	183,616,172.62	-	-	-	116,347,540.34	67,268,632.28
	182,101,241.35	150,144,766.66	66,284,251.47	99,315.41	(101,726,301.90)	67,299,209.71

2022

	-	-	33,142,125.74	-	(33,142,125.74)	-
	(14,464,730.66)	-	-	(2,169,709.61)	(11,665,216.77)	(629,804.28)
	(12,816,404.80)	75,072,382.10	-	-	(87,888,786.90)	-
	208,227,298.27	-	-	-	200,163,872.55	8,063,425.72
	180,946,162.81	75,072,382.10	33,142,125.74	(2,169,709.61)	67,467,743.14	7,433,621.44

2,946,001,199.54	5,486,477.38	-	2,951,487,676.92
6,928,242.66	-	-	6,928,242.66
2,952,929,442.20	5,486,477.38	-	2,958,415,919.58

10%

50%

2023	2022
23,216,851,990.16	21,039,554,088.71
-	(7,888,030.07)
23,216,851,990.16	21,031,666,058.64
2,386,265,813.74	3,730,804,582.82
66,284,251.47	33,142,125.74
-	21,895.70
5,486,477.38	143,317,685.51
1,121,404,358.09	1,435,464,987.23
24,542,511,219.90	23,216,851,990.16

2023		2022	
40,910,828,784.73	21,390,363,527.41	43,377,063,511.98	22,773,390,891.47
488,710,803.69	204,945,229.53	574,483,383.25	396,299,528.21
41,399,539,588.42	21,595,308,756.94	43,951,546,895.23	23,169,690,419.68

2023

28,670,665,853.78	4,248,737,570.72	687,513,476.72	-	33,282,573.03	33,640,199,474.25
1,248,756,426.24	113,176,240.80	5,884,894,748.00	-	23,801,895.44	7,270,629,310.48
303,046,519.93	28,072,576.69	99,344,413.86	-	58,247,293.21	488,710,803.69
30,222,468,799.95	4,389,986,388.21	6,671,752,638.58	-	115,331,761.68	41,399,539,588.42
22,779,883,807.28	1,472,985,526.68	6,662,594,580.80	-	113,460,956.85	31,028,924,871.61
7,442,584,992.67	2,917,000,861.53	9,158,057.78	-	1,870,804.83	10,370,614,716.81
30,222,468,799.95	4,389,986,388.21	6,671,752,638.58	-	115,331,761.68	41,399,539,588.42

28,670,665,853.78	4,248,737,570.72	687,513,476.72	-	33,282,573.03	33,640,199,474.25
936,503,256.43	20,067,982.88	5,884,894,748.00	-	23,801,895.44	6,865,267,882.75
295,170,057.52	25,513,980.86	95,405,633.13	-	10,019,837.65	426,109,509.16
312,253,169.81	93,108,257.92	-	-	-	405,361,427.73
7,876,462.41	2,558,595.83	3,938,780.73	-	48,227,455.56	62,601,294.53
30,222,468,799.95	4,389,986,388.21	6,671,752,638.58	-	115,331,761.68	41,399,539,588.42

2022

29,617,669,096.81	6,666,625,636.28	901,683,328.68	-	14,582,398.57	37,200,560,460.34
900,125,814.86	233,538,573.19	5,086,050,631.49	-	19,111,721.01	6,238,826,740.55
294,648,038.64	48,902,354.11	91,917,832.67	-	76,691,468.92	512,159,694.34
30,812,442,950.31	6,949,066,563.58	6,079,651,792.84	-	110,385,588.50	43,951,546,895.23
20,897,864,886.27	2,929,946,317.56	6,078,350,515.49	-	107,128,017.10	30,013,289,736.42
9,914,578,064.04	4,019,120,246.02	1,301,277.35	-	3,257,571.40	13,938,257,158.81
30,812,442,950.31	6,949,066,563.58	6,079,651,792.84	-	110,385,588.50	43,951,546,895.23

29,617,669,096.81	6,666,625,636.28	901,683,328.68	-	14,582,398.57	37,200,560,460.34
637,724,681.16	107,440,251.73	5,086,050,631.49	-	19,111,721.01	5,850,327,285.39
290,703,949.28	47,982,691.68	87,827,525.60	-	53,034,127.31	479,548,293.87
262,401,133.70	126,098,321.46	-	-	-	388,499,455.16
3,944,089.36	919,662.43	4,090,307.07	-	23,657,341.61	32,611,400.47
30,812,442,950.31	6,949,066,563.58	6,079,651,792.84	-	110,385,588.50	43,951,546,895.23

2023

13,652,979,602.32	1,955,219,710.16	498,890,326.44	-	25,103,283.31	16,132,192,922.23
376,019,160.64	227,461,118.97	4,607,059,122.18	-	47,631,203.39	5,258,170,605.18
61,210,038.36	18,088,363.02	124,752,972.04	-	893,856.11	204,945,229.53
14,090,208,801.32	2,200,769,192.15	5,230,702,420.66	-	73,628,342.81	21,595,308,756.94
8,450,546,408.04	442,451,636.76	5,228,218,008.26	-	73,628,342.81	14,194,844,395.87
5,639,662,393.28	1,758,317,555.39	2,484,412.40	-	-	7,400,464,361.07
14,090,208,801.32	2,200,769,192.15	5,230,702,420.66	-	73,628,342.81	21,595,308,756.94

13,652,979,602.32	1,955,219,710.16	498,890,326.44	-	25,103,283.31	16,132,192,922.23
300,326,271.32	41,491,358.68	4,607,059,122.18	-	47,631,203.39	4,996,507,955.57
61,210,038.36	18,088,363.02	124,752,972.04	-	893,856.11	204,945,229.53
75,692,889.32	185,969,760.29	-	-	-	261,662,649.61
14,090,208,801.32	2,200,769,192.15	5,230,702,420.66	-	73,628,342.81	21,595,308,756.94

	2023	2022
	1,493,312,192.00	1,115,327,478.22
	51,450,384.49	38,530,897.61
	1,544,762,576.49	1,153,858,375.83

2023 12 31

		2023	2022
1		1,200,496,066.44	1,544,762,576.49
1		319,784,673.76	354,412,785.99
		1,520,280,740.20	1,899,175,362.48

	2023	2022
	84,537,589.61	78,235,152.93
	62,434,263.99	53,577,314.85
	67,216,292.92	51,225,502.49
	19,826,996.07	17,196,286.41
	23,732,161.14	15,084,589.37
	13,508,077.31	12,480,590.50
	271,255,381.04	227,799,436.55

	2023	2022
	3,350,963,157.54	2,905,550,323.34
	4,556,817,393.81	4,684,654,750.51
	1,486,804,265.63	1,119,515,164.72
	163,247,615.51	149,956,704.87
	154,405,004.79	311,499,138.79
	9,712,237,437.28	9,171,176,082.23

	2023	2022
	2,448,618,923.00	2,191,936,159.46
	751,445,380.02	648,104,689.13
	440,180,307.79	379,781,919.97
	301,629,685.90	177,845,787.95
	96,607,267.26	69,230,957.76
	336,425,661.83	361,203,404.58
	4,374,907,225.80	3,828,102,918.85

2023	2022
1,631,719,009.66	1,629,905,187.29
1,174,866,677.42	1,173,144,660.95
611,259,867.87	388,034,273.94
601,020,885.93	659,850,430.29
327,178,281.73	451,158,364.52
4,346,044,722.61	4,302,092,916.99

2023	2022
1,373,954,166.96	1,009,570,958.91
363,645,386.22	282,634,639.30
49,123,641.34	45,764,040.69
(13,026,693.09)	(62,359,717.81)
36,164,944.40	28,590,101.41
984,323,390.71	647,402,662.52

2023	2022
444,638,127.95	378,368,917.49
18,899,868.27	5,785,610.74
463,537,996.22	384,154,528.23

	2023	2022
	2,184,848,715.29	1,835,146,086.02
	698,258,292.24	(1,931,653.01)
	(1,045,808.63)	351,840,425.56
	531,421,580.29	2,089,397,041.23
[redacted]	53,115,349.00	26,314,524.05
	8,124,080.46	36,657,256.46

2023	2022
(109,460,787.96)	(57,924,546.39)
(901,107.52)	(4,257,680.98)
(21,565,432.27)	(3,186,917.00)
(131,927,327.75)	(65,369,144.37)

2023	2022
(121,339,277.62)	(86,324,647.44)
(2,408,161.77)	(4,092,743.68)
(61,283,586.24)	-
(13,119,505.18)	-
-	(180,000,000.00)
(21,591,698.11)	(2,070,427.76)
(219,742,228.92)	(272,487,818.88)

2023	2022
5,563,773.63	124,537,898.70
-	1,064,388.88
5,563,773.63	125,602,287.58

2023	2022	2023
17,257,727.99	11,443,320.98	17,257,727.99
4,391,655.20	3,120,174.40	4,391,655.20
24,107,214.00	5,689,249.35	24,107,214.00
1,165,291.64	1,718,563.47	1,165,291.64
10,202,119.39	13,487,757.43	10,202,119.39
57,124,008.22	35,459,065.63	57,124,008.22

2023	2022	2023
45,909,092.73	60,312,462.36	45,909,092.73
4,303,714.18	15,477,646.90	4,303,714.18
3,356,213.07	6,041,331.79	3,356,213.07
5,025,297.02	14,318,107.70	5,025,297.02
41,469,717.60	21,584,313.35	41,469,717.60
100,064,034.60	117,733,862.10	100,064,034.60

2023	2022
529,205,956.92	815,415,397.77
(159,701,504.76)	(188,497,933.07)
369,504,452.16	626,917,464.70

	2023	2022
	3,264,567,878.74	4,574,381,584.81
1	808,718,789.62	1,114,763,375.25
	(252,227,673.96)	(211,428,907.55)
	(3,684,835.86)	(2,188,139.25)
	(404,293,303.67)	(464,631,221.88)
	(190,431,111.87)	(102,417,904.98)
	162,630,998.72	52,380,190.78
	(5,105,054.74)	12,238.29
	(269,376,591.55)	(325,026,807.46)
	(429,078,943.60)	(320,827,941.24)
	952,352,179.07	886,282,582.74
	369,504,452.16	626,917,464.70

1

	2023 /	2022 /
	0.89	1.43
	0.89	1.43

A

(1)

(2)

	2023	2022
	2,386,265,813.74	3,730,804,582.82
A	(1,050,588.00)	-
-	2,385,215,225.74	3,730,804,582.82
A	1,050,588.00	-
-	2,386,265,813.74	3,730,804,582.82

	2023	2022
	2,669,655,211.00	2,607,380,489.17
– –	253,149.88	4,489.60
	2,669,908,360.88	2,607,384,978.77

A 2023

1

	2023	2022
	470,504,046.20	503,781,005.67
	796,143,575.49	355,763,338.04
	231,865,469.21	142,326,237.07
	33,007,612.24	28,119,849.22
	1,531,520,703.14	1,029,990,430.00
	5,911,367,523.60	5,242,370,250.47
	2,103,065,845.08	2,403,779,933.20
	1,013,397,788.11	818,397,502.05
	246,815,313.90	671,988,124.98
	1,242,715,289.86	767,657,939.94
	10,517,361,760.55	9,904,193,750.64

2

	2023	2022
	742,382,368.39	688,136,906.50
	1,117,883,901.56	3,142,906,283.41
	707,290,340.83	655,026,157.34
	867,330,364.12	694,885,642.77
	3,434,886,974.90	5,180,954,990.02
	428,452,702.81	482,166,811.57
	265,034,704.14	1,019,098,978.84
	248,883,200.00	-
	923,998,933.12	1,196,777,915.46
	216,360,810.00	1,800,070,906.30
	2,082,730,350.07	4,498,114,612.17

2

	2023	2022
	867,330,364.12	694,885,642.77
	38,553,723.72	10,098,924.63
	28,922,229.20	304,032,426.81
	934,806,317.04	1,009,016,994.21
	216,360,810.00	1,800,070,906.30
	17,967,100.00	23,342,034.80
	134,728,769.19	128,632,921.21
	369,056,679.19	1,952,045,862.31

3

	2023	2022
	337,726,713.85	621,595,332.38
	643,261,526.36	-
	86,139,479.85	1,676,027,112.46
	123,963,909.80	181,020,811.77
	267,265,192.56	204,677,305.96
	1,120,630,108.57	2,061,725,230.19

	11,931,537,165.93	2,067,991,259.88	728,925,703.34	14,728,454,129.15
( )	14,393,682,882.95	1,663,464,490.10	1,357,579,381.15	17,414,726,754.20
( )	2,935,970,262.53	(2,452,256,035.00)	30,339,619.33	514,053,846.86
( )	917,597,297.24	(251,706,828.77)	1,713,224,353.36	2,379,114,821.83
	143,073,225.18	19,225,679.66	(37,134,880.27)	125,164,024.57
	2,536,806,400.77	294,200,000.00	(23,587,110.38)	2,807,419,290.39
	32,858,667,234.60	1,340,918,565.87	3,769,347,066.53	37,968,932,867.00

	2023	2022
	2,895,063,426.58	3,947,464,120.11
	351,669,556.67	337,856,963.25
	1,364,242,812.55	1,139,339,191.59
	266,391,098.10	215,076,774.45
	1,334,550,719.25	981,495,279.09
	153,493,799.99	111,694,304.58
	(5,563,773.63)	(125,602,287.58)
	5,025,297.02	14,318,107.70
	427,379,582.37	2,498,368,490.57
	1,169,251,842.36	808,802,412.66
	(3,501,992,600.27)	(4,377,842,560.88)
	35,898,137.46	54,483,002.10
	(35,259,676.92)	(135,889,774.09)
	(109,345,700.92)	(52,608,158.98)
	(333,906,025.12)	(1,430,078,124.22)
/	1,605,091,918.04	(2,076,551,094.10)
/	(2,207,773,349.94)	2,307,244,246.62
	3,414,217,063.59	4,217,570,892.87

	2023	2022
	302,514,769.41	237,283,917.78

	2023	2022
	9,502,388,906.04	11,170,066,988.55
	11,170,066,988.55	6,459,717,065.10
/	(1,667,678,082.51)	4,710,349,923.45

	2023	2022
	1,217,579,190.44	1,322,682,899.80
	-	1,200,000.00
	15,000,000.00	-
	308,580,257.32	127,104,984.34
	923,998,933.12	1,196,777,915.46

	2023	2022
	300,000.00	429,405,738.74
	-	39,411,866.38
	-	319,220,000.00
	300,000.00	709,213,872.36

	2023	2022
	9,502,388,906.04	11,170,066,988.55
	3,233,805.76	2,672,229.63
	9,489,044,629.74	11,156,425,176.93
	10,110,470.54	10,969,581.99
	9,502,388,906.04	11,170,066,988.55
	3,935,518,994.25	4,838,586,367.02
	255,683,065.10	232,660,005.98

5

	2023	2022
	3,935,518,994.25	4,838,586,367.02
	255,683,065.10	232,660,005.98
	4,191,202,059.35	5,071,246,373.00

	2023 12 31			2022 12 31		
–	142,368,835.79	7.0827	1,008,355,753.25	327,133,293.30	6.9646	2,278,352,534.51
–	127,647,244.11	0.9062	115,673,932.61	802,257,018.91	0.8933	716,632,127.28
–	22,539,155.53	7.8592	177,139,731.13	15,361,080.30	7.4229	114,023,762.98
–	2,293,192.97	9.0411	20,732,986.95	1,218,913.42	8.3941	10,231,681.18
–	16,364,472.00	0.2314	3,786,738.82	19,438,922.00	0.2273	4,418,466.97
–	576,770,226.00	0.0502	28,953,865.35	463,052,724.00	0.0524	24,244,514.52
–	22,028,032,782.88	0.0855	1,883,396,802.94	29,371,405,965.76	0.0842	2,472,484,954.20
–	52,305,837.14	1.9506	102,027,765.93	54,807,125.86	1.9626	107,564,465.21
–	10,125,633,725.02	0.0115	116,644,224.00	7,432,124,467.62	0.0175	129,984,601.41
–	186,756,515.76	7.0827	1,322,740,374.16	199,956,818.94	6.9646	1,392,619,261.16
–	5,315,122.03	0.9062	4,816,563.58	174,133,637.44	0.8933	155,548,354.32
–	79,203,499.92	7.8592	622,476,146.56	32,419,603.68	7.4229	240,647,476.16
–	2,252,139,269.71	0.0855	192,557,907.56	2,008,533,394.20	0.0842	169,078,341.12
–	7,441,566.24	5.3673	39,941,118.48	668,408.83	5.1385	3,434,618.77
–	7,746,269.65	9.0411	70,034,798.53	1,654,037.29	8.3941	13,884,154.42
–	59,847,425.77	1.9506	116,738,388.71	56,499,738.90	1.9626	110,886,387.57
–	8,702,620,933.70	0.0059	51,478,657.94	1,972,616,811.51	0.0234	46,075,577.82
–	123,602,195.65	7.0827	875,437,271.14	204,373,646.40	6.9646	1,423,380,697.70
–	64,006,188.84	7.8592	503,037,439.34	20,450,869.96	7.4229	151,804,762.63
–	300,494.00	0.2314	69,534.31	220,500.00	0.2273	50,119.65
–	1,584,721,825.37	0.0855	135,493,716.07	2,295,513,189.90	0.0842	193,236,300.33
–	3,965,033,171.71	0.0219	86,811,786.47	1,561,305,187.87	0.0309	48,248,485.26
–	583,644,070.17	7.0827	4,133,775,855.76	711,550,129.43	6.9646	4,955,662,031.43
–	333,764,497.17	7.8592	2,623,121,936.16	391,429,613.25	7.4229	2,905,533,693.05
–	15,022,217.33	0.7110	10,680,217.05	21,000,000.00	0.6659	13,983,536.50

Sisram

Breas

Tridem Phixen SAS

Gland Pharma

Sisram

Breas

Tridem Phixen SAS

Gland Pharma

66.

1

	2023	2022
	50,919,523.76	44,459,509.10
	102,397,112.94	74,222,868.92
	11,352,229.53	8,192,201.50
	365,456,171.24	275,459,547.63

2

1 20

	2023	2022
	62,601,294.54	32,611,400.48

	2023	2022
1 1	30,274,071.36	14,620,908.31
1 2 2	24,737,798.52	6,777,911.75
2 3 3	15,926,384.32	6,390,809.58
3	51,582,592.43	42,845,495.19
	122,520,846.63	70,635,124.83

2023	2022
1,917,575,880.42	1,813,024,469.30
1,884,779,120.26	2,172,347,192.01
691,063,821.81	434,598,887.80
757,555,048.05	854,146,444.44
390,283,252.23	495,150,264.25
5,641,257,122.77	5,769,267,257.80
4,346,044,722.61	4,302,092,916.99
1,295,212,400.16	1,467,174,340.81

297,266,215.02	68,329,771.50	-	-	-	-	365,595,986.52
192,750,898.60	166,525,466.63	-	-	-	-	359,276,365.23
319,815,556.92	29,973,405.67	-	-	-	-	349,788,962.59
193,904,694.82	86,647,484.84	-	-	-	-	280,552,179.66
82,348,995.81	110,914,519.99	-	-	-	-	193,263,515.80
106,438,170.37	75,812,454.48	-	-	-	-	182,250,624.85
93,430,678.75	59,247,351.11	-	-	-	-	152,678,029.86
126,415,234.15	15,625,594.08	-	-	-	-	142,040,828.23
115,018,977.26	22,121,759.52	-	-	-	-	137,140,736.78
33,279,477.50	102,855,169.51	-	-	-	-	136,134,647.01
122,345,552.24	5,661,013.65	-	-	-	-	128,006,565.89
81,171,557.26	34,879,710.91	-	-	-	-	116,051,268.17
77,829,733.14	35,812,293.02	-	-	-	-	113,642,026.16
708,561.77	96,094,756.94	-	-	-	-	96,803,318.71
85,259,659.44	2,639,652.97	-	-	-	-	87,899,312.41
79,601,710.44	242,059.83	-	-	-	-	79,843,770.27
76,142,450.97	2,326,350.35	-	-	-	-	78,468,801.32
60,658,001.58	2,663,823.65	-	-	-	-	63,321,825.23
54,036,776.63	4,254,056.73	-	-	-	-	58,290,833.36
19,822,130.41	24,338,550.35	-	-	-	-	44,160,680.76
1,275,271.08	37,951,550.54	-	-	-	-	39,226,821.62
21,633,736.98	11,978,633.16	-	-	-	-	33,612,370.14
4,698,419.75	25,240,076.77	-	-	-	-	29,938,496.52
4,282,554.46	23,459,111.27	-	-	-	-	27,741,665.73
263,726,657.80	17,159,941.45	-	280,886,599.25	-	-	-
396,376,055.25	16,656,610.32	-	413,032,665.57	-	-	-
544,022,099.84	215,801,230.92	-	137,853,080.70	21,591,698.11	-	600,378,551.95
3,454,259,828.24	1,295,212,400.16	-	831,772,345.52	21,591,698.11	-	3,896,108,184.77

			%	
Phixen SAS	2023 4 27	862,179,190.44	100%	2023 4 27
Alma Hong Kong 2023 Limited	2023 6 28	270,000,000.00	60%	2023 6 28
	2023 9 14	500,000.00	100%	2023 9 14
	2023 10 9	120,000,000.00	6%	2023 10 9
	2023 10 12	2,400,000.00	50%	2023 10 12

1,560,352,824.19

145,692,430.57 33,531,717.89

308,580,257.32	308,580,257.32
556,385,467.35	556,385,467.35
40,040,693.33	40,040,693.33
346,628,990.46	346,628,990.46
442,839,523.80	442,839,523.80
500,000.00	500,000.00
63,001,490.91	63,001,490.91
2,650,061,877.06	1,625,845,546.06

1 413,732,504.68

1,657,479,190.44 2

1

2024 10 9 12

2 1,217,579,190.44 ,
37,500,000.00

37,500,000.00

45% 50% 400,000,000.00

2,400,000.00

401,086,914.32	400,000,000.00	(1,086,914.32)	-
2,400,000.00	2,400,000.00	-	-

%

2023	9	27	1,219,333.00	100%		(1,045,808.63)

	4,768,783.13
	162,865.94
	(2,666,507.44)
	2,265,141.63

( )	54,349.49	-	59.56%
	19,654.00	-	61.04%
	48,045.54	-	100.00%
	28,503.03	-	96.47%
Gland Pharma Ltd Gland Pharma		-	57.86%

2023	2022
5,349,292,843.80	5,661,057,233.51
5,325,538,740.21	3,612,872,443.59
10,674,831,584.01	9,273,929,677.10
1,291,199,023.06	767,754,704.10
857,197,170.90	521,101,324.84
2,148,396,193.96	1,288,856,028.94
4,206,795,781.69	3,371,453,678.64
395,014,866.55	689,033,191.10
540,870,642.19	573,495,812.37
511,472,781.21	781,436,928.54

	Wenjie Zhang	$21,400.00	-	50.00%
		12,741.84	50.00%	-
		10,000.00	49.00%	-
Nature ’ s Sunshine Products, Inc. NSP			14.89%	0.39%
		150,000.00	20.00%	-
		71,429.00	-	35.00%
		HK$1,226.94	20.00%	-

2023 12 31	2022 12 31
335,769,892,916.93	317,699,289,554.28
63,810,783,979.42	55,225,446,272.82
47,566,886,135.55	47,019,847,620.39
383,336,779,052.48	364,719,137,174.67
241,419,075,281.41	234,896,225,335.06
21,300,811,970.10	19,441,179,465.28
262,719,887,251.51	254,337,404,800.34
37,976,272,568.22	34,693,680,302.59
49%	49%
18,608,373,558.43	16,999,903,348.27

2023	2022
596,569,564,673.72	552,147,550,050.51
2,168,934,246.60	2,930,690,207.59
4,496,970,587.19	4,214,795,944.06
14,993,793,534.46	14,332,535,613.51
8,394,800.25	4,473,372.81
15,002,188,334.71	14,337,008,986.32
633,946,810.00	[redacted]

[redacted]

2023 12 31 17,381,441.59

2023 12 31

/

538,716,177.58	34,938,739.52	(104,300,551.12)	-	469,354,365.98
93,716,718.24	95,627,775.73	(19,299,914.15)	-	170,044,579.82
632,432,895.82	130,566,515.25	(123,600,465.27)	-	639,398,945.80

2023	2022
104,300,551.12	37,043,723.12
19,299,914.15	55,009,831.80
123,600,465.27	92,053,554.92

2023 12 31
2,928,610,847.02 2022 12 31 3,317,360,856.82

695,342,801.84 2022 12 31 574,378,315.35
22,309,030,870.10 2022 12 31
24,926,925,007.08

2,479,775,416.62 2022 12 31 2,182,393,614.78
45,924,922,714.66 2022 12
31 42,164,627,830.77

1,601,368,330.76 2022 12 31 1,550,982,626.85

/

30

2023 12 31 30

12

90

4 7 9 12

2023

1	1 5	5		
15,159,797,121.88	-	-	-	15,159,797,121.88
638,400,567.76	13,825,154,721.29	1,128,122,666.59	-	15,591,677,955.64
652,252,423.59	-	-	-	652,252,423.59
5,507,366,277.73	-	-	-	5,507,366,277.73
4,202,172,433.33	-	-	-	4,202,172,433.33
-	484,578,146.32	-	-	484,578,146.32
36,664,022.93	-	-	-	36,664,022.93
-	1,146,573,598.89	1,022,455,435.12	-	2,169,029,034.01
4,912,672,744.20	-	-	-	4,912,672,744.20
-	2,471,115,446.29	162,864,533.88	-	2,633,979,980.17
31,109,325,591.42	17,927,421,912.79	2,313,442,635.59	-	51,350,190,139.80

2022

1	1 5	5		
12,132,737,084.86	-	-	-	12,132,737,084.86
467,005,612.16	10,221,517,321.23	2,359,102,946.72	-	13,047,625,880.11
17,480,090.33	502,781,502.86	-	-	520,261,593.19
857,879,140.38	-	-	-	857,879,140.38
5,426,161,923.19	-	-	-	5,426,161,923.19
5,353,265,590.30	-	-	-	5,353,265,590.30
-	313,690,022.78	-	-	313,690,022.78
14,864,940.42	-	-	-	14,864,940.42
-	626,780,286.17	179,981,728.15	-	806,762,014.32
5,495,135,379.77	-	-	-	5,495,135,379.77
-	1,885,259,292.22	501,264,395.71	-	2,386,523,687.93
29,764,529,761.41	13,550,028,425.26	3,040,349,070.58	-	46,354,907,257.25

2022

/	/		
%		/	/
1	(71,646,437.18)	-	(71,646,437.18)
1	(36,038,040.92)	-	(36,038,040.92)
1	(19,061,325.01)	-	(19,061,325.01)
(1)	71,646,437.18	-	71,646,437.18
(1)	36,038,040.92	-	36,038,040.92
(1)	19,061,325.01	-	19,061,325.01

2023

/	/		
%		/	/
5	12,353,804.49	-	12,353,804.49
5	(12,353,804.49)	-	(12,353,804.49)
5	(53,094,396.13)	-	(53,094,396.13)
5	53,094,396.13	-	53,094,396.13
5	32,195,751.89	-	32,195,751.89
5	(32,195,751.89)	-	(32,195,751.89)

2022

/		/	
%		/	/
5	17,257,022.41	-	17,257,022.41
5	(17,257,022.41)	-	(17,257,022.41)
5	(84,372,284.34)	-	(84,372,284.34)
5	84,372,284.34	-	84,372,284.34
5	44,883,144.25	-	44,883,144.25
5	(44,883,144.25)	-	(44,883,144.25)

2023 12 31

10%

2023

	/	/ /	
1,291,365,876.00	113,343,589.64	-	113,343,589.64
52,774,220.89	-	4,369,615.97	4,369,615.97

2022

	/	/ /	
1,264,344,359.13	116,403,340.69	-	116,403,340.69
15,450,825.55	-	1,193,594.74	1,193,594.74

2023 2022

2023	2022
14,693,820,807.86	11,893,707,433.98
4,374,997,640.24	5,122,652,460.90
	499,431,152.21
13,504,923,111.26	11,600,437,131.66
13,693,590,965.39	16,241,313,361.55
18,880,150,593.97	12,874,914,817.20
56,616,260,436.28	54,108,909,613.35
75,496,411,030.25	66,983,824,430.55
25%	19%

342,266,768.26	
998,620,467.42	
13,500,000.00	
1,354,387,235.68	

2023 12 31

342,266,768.26	-
998,620,467.42	(5,079,559.83)
1,340,887,235.68	(5,079,559.83)

2023 12 31
342,266,768.26 2022 12 31 579,468,660.28
998,620,467.42 2022 12 31 937,378,814.76 2023
12 31 1 12

“ ”

2023 5,079,559.83 2022 7,225,562.03

2023

2023 12 31

1,601,368,330.76

2022 12 31 1,550,982,626.85

878,407,085.86 2022

631,410,987.93

2023

300,694,990.15	-	(921,813,588.10)	532,902,305.20	(9,181,135.71)	-	865,132,374.47	-	(154,506,511.99)	613,228,434.02	(188,639,901.47)
1,752,321,507.54	-	(16,097,876.33)	(440,191,011.20)	27,962,681.13	198,764,092.47	63,511,710.32	(544,464,115.84)	(17,790,451.09)	1,024,016,537.00	(402,756,565.57)
2,053,016,497.69	-	(937,911,464.43)	92,711,294.00	18,781,545.42	198,764,092.47	928,644,084.79	(544,464,115.84)	(172,296,963.08)	1,637,244,971.02	(591,396,467.0

2022

662,030,005.93	-	-	(211,636,155.90)	-	-	359,338,698.92	-	(509,037,558.80)	300,694,990.15	(211,636,155.90)
952,466,486.08	-	(151,937,827.26)	338,524,399.71	80,509,655.66	584,046,510.04	1,101.18	-	(51,288,817.87)	1,752,321,507.54	308,660,342.26
1,614,496,492.01	-	(151,937,827.26)	126,888,243.81	80,509,655.66	584,046,510.04	359,339,800.10	-	(560,326,376.67)	2,053,016,497.69	97,024,186.36
1,729,069,012.42	-	-	(47,761,322.81)	52,026,119.47	449,059,805.70	-	-	-	2,182,393,614.78	(47,761,322.81)

2023

92,711,294.00	-
(591,396,467.04)	-

2022

126,888,243.81	-
97,024,186.36	-

2023 12 31

2023 12 31

748,706,442.62

921,813,588.10

2023 12 31

16,097,876.33

2023

85,322,818.08	86,340,990.13	-	86,340,990.13	-
484,578,146.32	484,578,146.32	-	484,578,146.32	-
13,504,923,111.26	13,806,196,954.32	-	13,806,196,954.32	-
13,989,501,257.58	14,290,775,100.64	-	14,290,775,100.64	-

1.

2

Saladax Biomedical, Inc. Saladax
Nature's Sunshine Far East) Limited

New Frontier Health Corporation NFH

1

)
)

2

3
4

5
6

1	2023 10	2023 10
2	2022 3	
3	2022 12	2022 12
4	2022 11	2022 11
5	2022 8	2022 8
6	2022 10	2022 10
7	2022 8	2022 8

(1)

		2023	2022
	(1)a	362,213,299.46	358,804,501.28
	(1)b	183,360,690.19	125,357,570.56
	(1)c	49,276,029.15	83,750,948.44
		9,900,000.00	10,398,082.19
		9,575,159.03	22,064,067.81
Saladax		6,637,683.04	3,276,276.60
		3,331,663.10	415,984.86
		1,752,507.97	496,74.000/C2_( ).3
		3 T03}-	(2,( )]T45.3

(1)

		2023	2022
	(1)d	6,430,013,868.94	5,718,433,341.55
	(1)e	1,022,759,710.42	856,137,285.02
	(1)f	23,331,675.81	11,482,898.81
		20,728,586.24	10,709,667.02
		11,455,429.05	49,841,390.20
		8,187,801.73	25,840.70
		6,762,845.66	4,927,707.52
		4,959,190.32	6,754,798.55
		4,129,054.61	7,310,232.70
		2,900,864.73	-
		2,715,118.65	15,213,715.02
		2,390,085.90	4,424,833.94
		1,306,326.97	122,641.51
		1,294,997.22	2,894,240.73
		60,254.98	121,917.80
		35,646.02	66,113.27
		19,881.98	-
NFH		-	286,395.78
		-	4,889.38
		-	10,082.54
		7,543,051,339.23	6,688,767,992.04

(4)

		2023	2022
	(4)	100,374,761.57	104,584,376.50
		1,566,652.00	1,200,000.00

(5)

		2023	2022
	(5)	37,828,093.66	18,963,868.70
	(5)	5,000,000.00	-
		42,828,093.66	18,963,868.70

1

(a)

362,213,299.46 2022 358,804,501.28

(b)

183,360,690.19 2022 125,357,570.56

(c)

49,276,029.15 2022 83,750,948.44

(d)

6,430,013,868.94 2022 5,718,433,341.55

(e)

1,022,759,710.42 2022 856,137,285.02

(f)

23,331,675.81 2022 11,482,898.81

5.

2

(a)

25,145,190.58 2022
NFH
9,734,219.73

(b)
26,057,800.66 2022
32,967,202.52

3

25,789,838.47 2022 23,322,229.58

4

(a)
101,795,359.68 2022 104,584,376.50

(b) 14,336,149.14
1,362,800

(c)
“ ” 22,205,800.00
40%

5

42,828,093.66 2022 18,963,868.70

2023 12 31 2022

1

	2023		2022	
	1,034,962,662.06	-	1,012,239,510.50	-
	174,083,968.42	-	110,792,923.88	-
	9,700,726.29	-	2,598,146.70	-
	7,923,893.57	-	27,145,930.22	-
	1,986,778.58	-	474,207.00	-
	230,838.90	-	-	-
	29,563.68	-	-	-
	15,000.00	-	20,960.00	-
	7,443.68	-	-	-
	4,285.00	-	2,962,607.89	-
NFH	-	-	26,081.12	-
	-	-	85,677.00	-
	-	-	2,851,580.00	-
	1,228,945,160.18	-	1,159,197,624.31	-

2

	2023		2022	
	122,881,513.37	-	115,042,862.60	-
	25,149,786.94	-	46,214,307.63	-
	148,031,300.31	-	161,257,170.23	-

3

	2023		2022	
	7,147,038.67	-	7,933,793.11	-
	565,080.00	-	18,660.19	-
	288,000.00	-	288,000.00	-
	-	-	19,858.85	-
	-	-	12,230.40	-
	-	-	500,000.00	-
	8,000,118.67	-	8,772,542.55	-

4

	2023	2022
	14,750,826.36	

5

	2023		2022	
Saladax	5,907,979.24	-	13,127,946.71	-
	1,967,961.35	-	3,303,993.89	-
			⌊,656,115.11	-
	1,654,554.22	-	11,026,168.00	-
	1,305,359.62	-	4,735,054.53	-

1

	2023	2022
	64,020,313.27	80,064,539.13
	51,230,118.15	54,806,216.99
	27,867,203.89	9,517,306.77
	5,936,370.63	4,259,701.82
	991,993.05	505,404.54
	-	90,117,048.78
	150,045,998.99	239,270,218.03

2

	2023	2022
	63,453,673.37	34,627,849.01
	2,402,969.52	15,276,276.87
	1,530,707.70	1,530,707.70
	1,431,832.36	10,657,377.98
	165,624.00	165,624.00
	51,020.00	51,020.00
	1,437.53	-
	-	300,000.00
	69,037,264.48	62,608,855.56

3

	2023	2022
	5,918,586.63	21,697,964.78
	4,644,850.66	7,184,644.49
	3,267,503.61	2,419,818.68
	753,300.00	33,390.00
	290,238.58	462,748.96
	200,000.00	22,080.00
	10,000.00	-
	-	216,337.71
	15,084,479.48	32,036,984.62

	16,999,903,348.27	-	-	2,231,389,397.49	4,243,559.04	6,784,063.63	(633,946,810.00)	-	-	-	18,608,373,558.43	-	
	419,577,812.78	-	(419,577,812.78)	-	-	-	-	-	-	-	-	-	
Natures Sunshine Products, Inc.	230,097,621.71	-	-	8,318,120.58	(734,557.87)	-	-	-	-	-	237,681,184.42	-	
	421,405,083.12	-	-	(20,318,168.80)	-	-	-	-	(401,086,914.32)	-	-	-	
	405,468,377.70	-	-	55,593,357.71	4,096,834.97	-	(24,000,000.00)	-	-	-	441,158,570.38	-	
	118,212,793.96	-	-	5,677,969.59	-	-	-	-	-	-	123,890,763.55	-	
( )	133,529,637.36	-	-	30,404,267.10	-	-	(31,167,653.01)	-	-	-	132,766,251.45	-	
	284,747,491.83	12,000,000.00	-	40,071,236.44	-	-	(1,805,863.36)	-	-	-	335,012,864.91	361,955,644.25	
	19,012,942,166.73	12,000,000.00	(419,577,812.78)	2,351,136,180.11	7,605,836.14	6,784,063.63	(690,920,326.37)	-	(401,086,914.32)	-	19,878,883,193.14	361,955,644.25	
	3,464,090,747.79	493,400,000.00	-	-	-	-	-	-	-	-	3,957,490,747.79	-	
	4,077,099,051.77	142,578,000.00	-	-	-	-	-	-	-	-	4,219,677,051.77	-	
	309,256,606.00	-	-	-	-	-	-	-	-	-	309,256,606.00	-	
	120,000,000.00	-	-	-	-	-	-	-	-	(120,000,000.00)	-	-	
	3,640,000,000.00	-	-	-	-	-	-	-	-	-	3,640,000,000.00	-	
	847,926,242.19	-	-	-	-	-	-	-	-	-	847,926,242.19	-	
Fosun pharma USA Inc.	320,776,483.74	345,335,800.00	-	-	-	-	-	-	-	-	666,112,283.74	-	
	423,393,799.51	-	-	-	-	-	-	-	-	-	423,393,799.51	-	
	-	120,000,000.00	-	-	-	-	-	-	401,086,914.32	-	521,086,914.32	-	
	164,558,996.14	158,404,888.00	(2,220,000.00)	-	-	-	-	-	-	-	320,76(-) Td6i718B301.2 ( )-1457.9 (()-6.1 (2,220,)-13.		

	703,317,051.46
	147,293,110.14
	83,669,727.22
	(42,940,026.38)
	(61,283,586.24)
	(415,966,277.05)
	(38,472,544.76)
	375,617,454.39

1

— — 2023 65

	273,502,888.61
	30,090,479.97
	12,651,517.50
	316,244,886.08

2023

	(%)	
5.29	0.89	0.89
4.45	0.75	0.75

	2023	2022
	2,386,265,813.74	3,730,804,582.82
	12,340,593.98	6,170,296.99
	2,398,606,407.72	3,736,974,879.81

	2023 12 31	2022 12 31
	45,684,761,548.05	44,582,457,512.55
	(38,376,136.64)	(50,716,730.62)
	45,646,385,411.41	44,531,740,781.93

2024 3 26

□ √