





2015

2009

3 8

2015 1 1 2015 12 31

2015

2015

2017

/ 36000

4



本报告所刊登的插页展现了复星医药 2015 年在全球范围内抗击疟疾、创新药品研发、拯救疟疾患者等方面所做的努力与实践。

复星医药成立之初,就致力于研发中国自主创新的药品,本公司的创新药青蒿素类系列药品从研发问世到走向全球、获得国际认可,一路走来,造福了众多全球疟疾患者,挽救了无数人的生命,帮助更多人获得健康,推动着人类健康事业不断向前发展。



04

06

08

10

12



30



38



52



88



102



114

116

118

119

120

121

121

122

125

126


135

143

145

/ 36002

4



2015

22

2015

2015

2015



2015

李

张



2015 12

4

1,600



2015 12

500



2015 6

500



2015

+

2015 11

6,500

39,669,253

9.73%

4.33%



2015 4

20

7

2




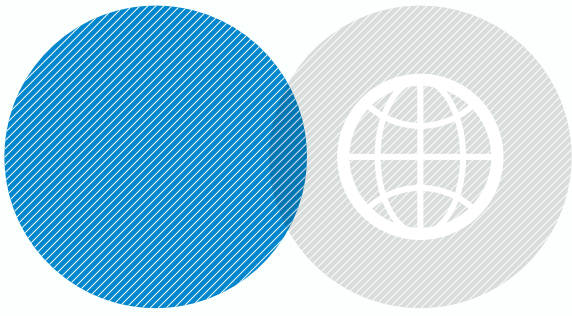
2015 5





1994 1998 8 2012 10

600196- 02196- 1







Unite







5(#回

7-回 9 回



-
-
-
-
-
-

2015 6

— —

1

2015 9

!•ÓP&í:>8 5 Ò 5?{.ö-X)± ¶§¶¶5 Ò 9...

20

/
/

2015

|

+

/

90%

2015

2015

2015



2014

11

2015

15

2015

90%

!

+

2015


2015

2015

7

22

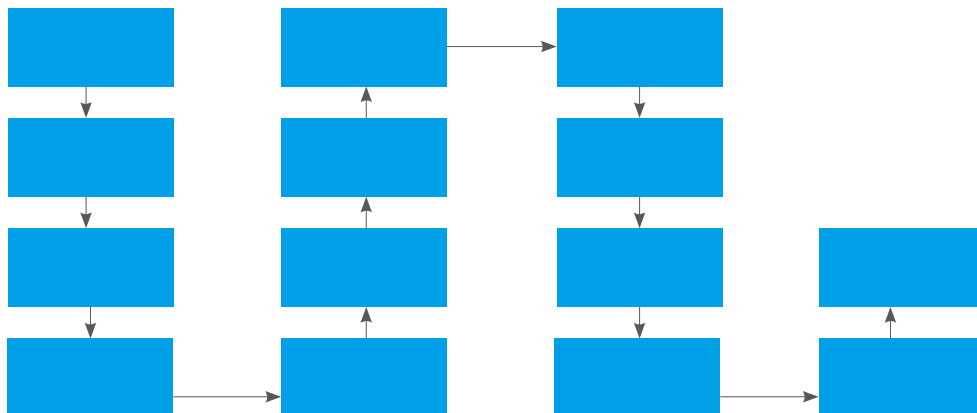
3



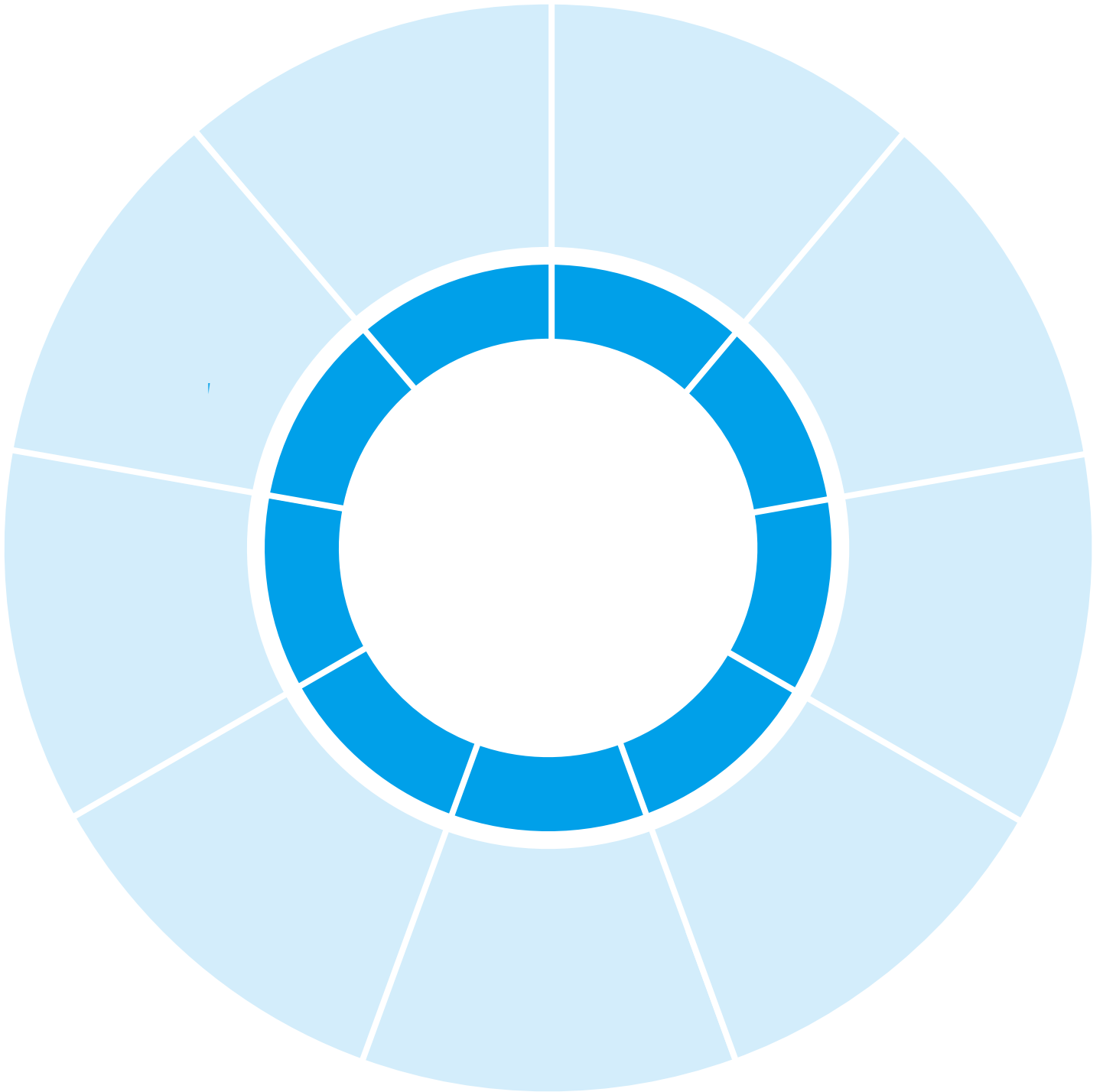
2015

35

2008









28
10
2

2015	28	10	2		
2015		10		/	/
				/	/



92%

2015	200	92%	2015	2015
------	-----	-----	------	------



200



2015



2015 5 3

5.12

2015 7 26

2015

2015 9

2015

;



2015

40

2015

60

60



2015
2015 10 12

165,485

—



2015

20

60





26

17

;



2015

2015

2015

;

;



80
530

2015

80

2015

530

2015

;

2015

8



2015

11	2024	2	80	80		
110	4943	3	60			
15	2064	2	120			
18	2200	2	346		346	
4	8200	2	61		357	
	800				2500	
24	>35000	100				
					1800	
50	2832	2	1768		181	49
						95%
						99.86%

2015

2015
200


2014

北京爱康国宾检验中心主任 王宁

上海东方医院检验科主任 范列英

汇丰银行工商金融服务副总监 刘汇

桂林妇幼保健院 杨主任




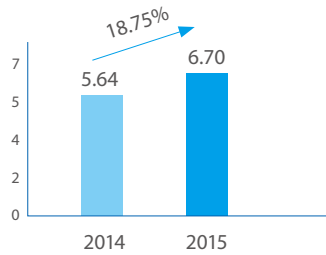
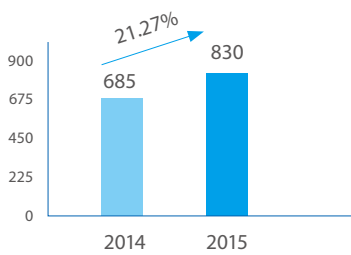
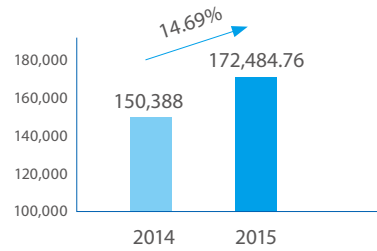
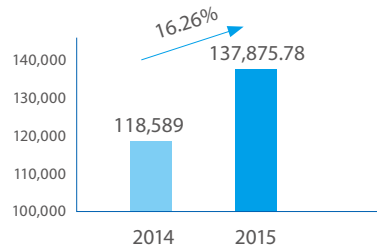
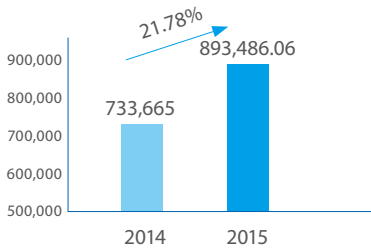
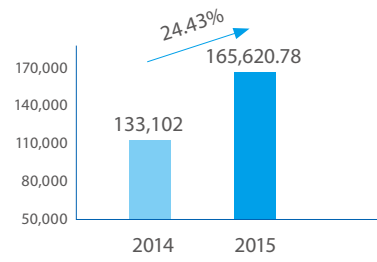
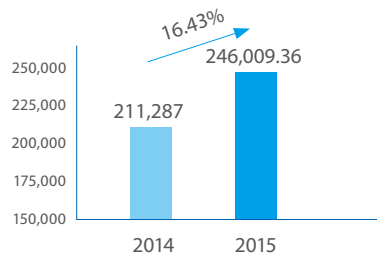
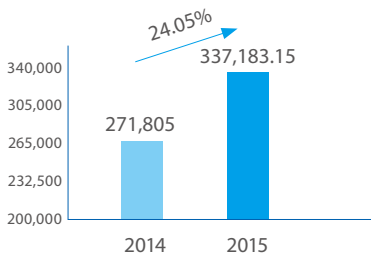
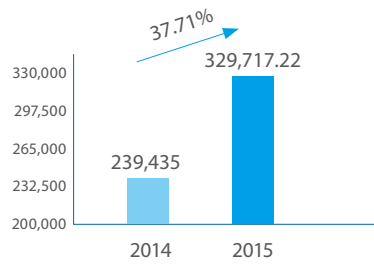
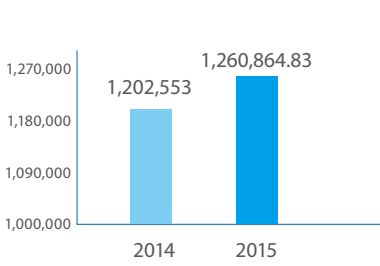
2015

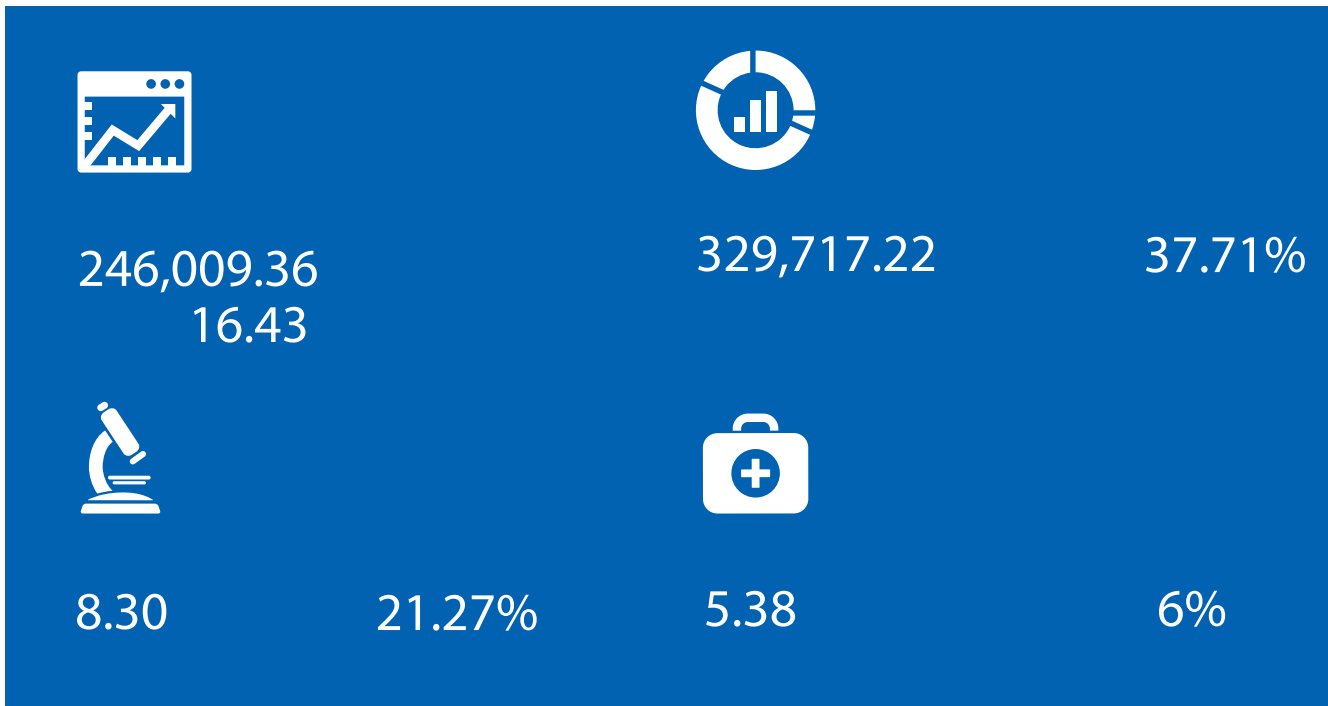
2016

2015









2015

2015	1,260,864.83		
2014	4.85%		
2014	15.07%		
893,486.06	2014	21.78%	
329,717.22	337,183.15		
246,009.36			
165,620.78	2014	37.71%	2015
24.05%	16.43%	24.43	—

2015 8.30
21.27% 6.70

18.75%

5.38

2015

6%




/

/


2

/

/








>:Böü&(>:ü:ü £)â>"}>"}5i=R)â:ü36aD:B





2014



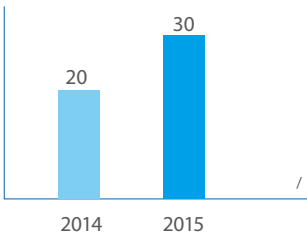
13

4

1

2

1




2015

30

/

2014

50



10

2770

2014

2015

	/	/	
	11	0	0
	12	11	49
	13	10	14
	9	0	20
	0	0	19
	4	3	54
	11	3	172
	16	15	30
	1	2	0
	77	44	358

说明：

1. 万邦医药的信息包括万邦医药体系所有成员企业的数据。
2. 药友制药的信息包括药友制药体系所有成员企业的数据。

2015

2015	2	27-28			
2015	3	9-10			
2015	3	9-13			-
2015	3	24-25	-	()	
2015	4	13-15			/
2015	5	29	,	-	-
2015	8	17			
2015	8	31	,	-(960 →) - -
2015	10	28-29			
2015	11	17-19			- -
2015	11	23		:	/
2015	12	1-2	:	,	/
2015	12	8-9	:	:	


2015	5	4-5	,	9001	13485
2015	7	10	,	9000	13485
2015	8	24-27)	9001	13485
2015	8	24-27)		
2015	9	6	,		
2015	10	30	<	>	

2015 13485

2015

2015

100% 2015



100%



2015

33	16	10	10	3
33	16	10	10	3
100%	100%	100%	100%	100%

说明：

- 1. 万邦医药数据包括万邦医药体系内所有成员企业数据。
- 2. 药友制药数据包括药友制药体系内所有成员企业数据。



2015

(/)	36.04	13	33.38	34	13
-------	-------	----	-------	----	----

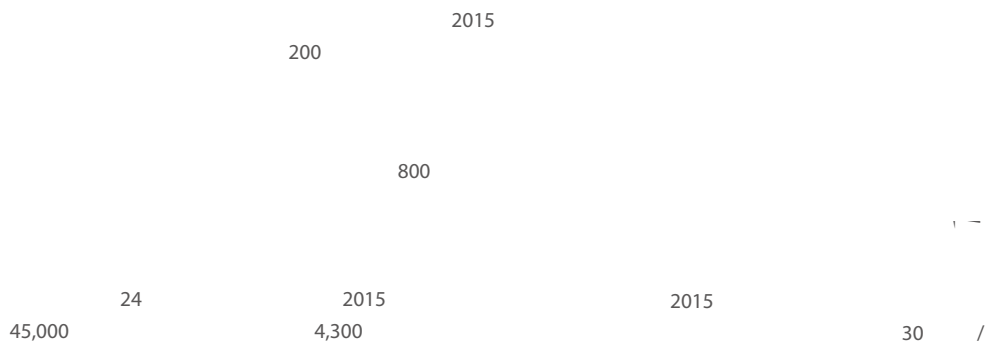
说明：

1. 万邦医药数据包括万邦医药体系内所有成员企业数据。
2. 药友制药数据包括药友制药体系内所有成员企业数据。

2015


	18 /	11 /
	2 /	2 /
	16 /	18 /
	12 /	14 /
	8 /	5 /

2015



20

#0



2015

	169	377	41	124	219
	169	309	41	45	183
/	100%	81.96%	100%	36%	84%
	1	17	1	0	0

说明：

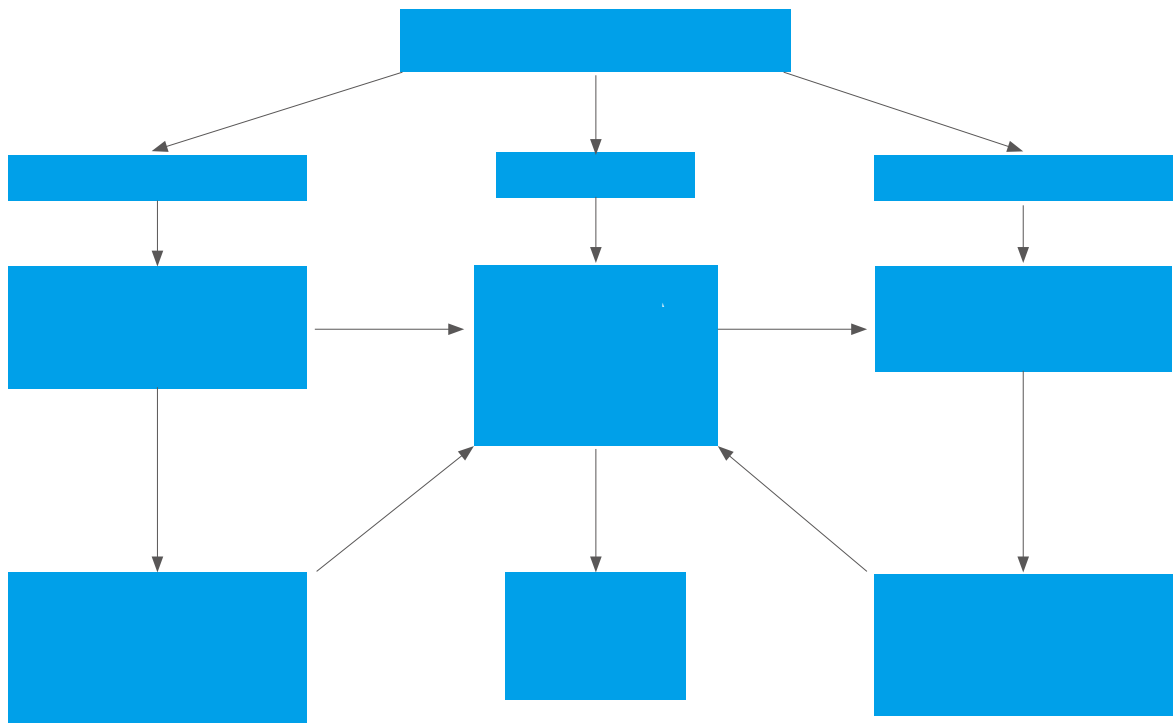
1. 万邦医药数据包括万邦医药体系内所有成员企业数据。
2. 药友制药数据包括药友制药体系内所有成员企业数据。

2015

9

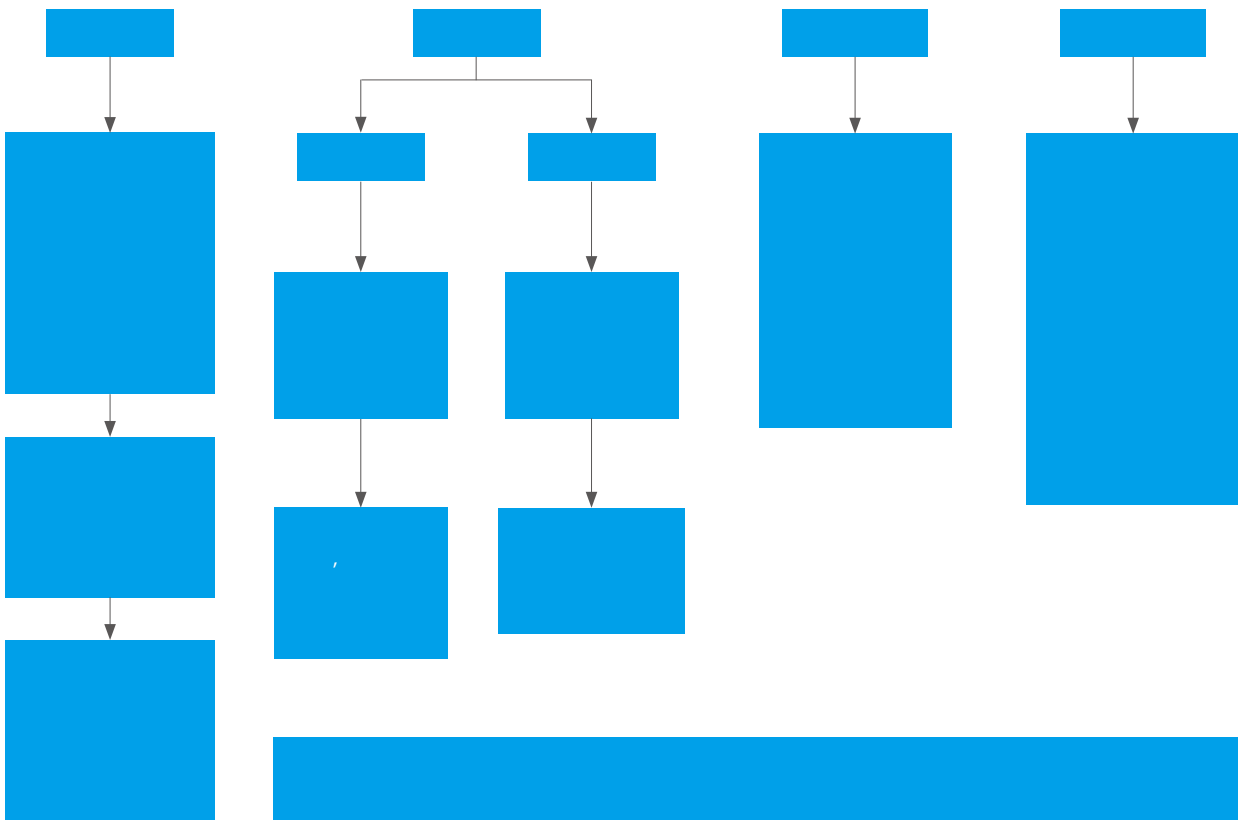
30%

63%







备注：产品与质量安全中涉及到的控股成员企业总人数为其运营人数，指的是生产部门、质量部门（含QA+QC）、物料部门、工程部门、设备部门人数总和。不包括财务和销售人员。

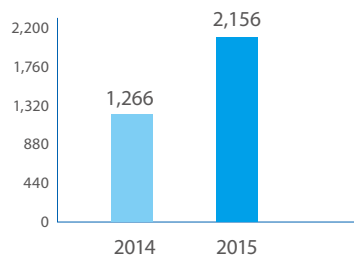




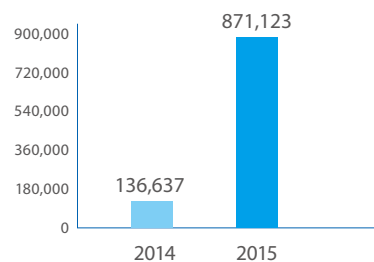




2015
2,156
2014 70


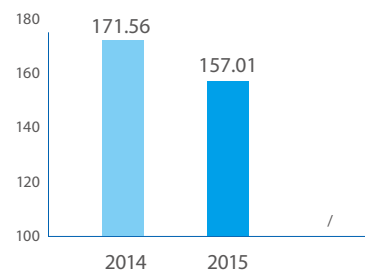


2015
871,123
2014 6.38



972


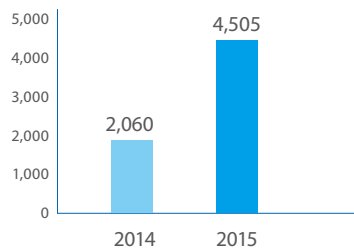
2015
157.01 /
2014 8.5%



2015
71,474
4.71 ()



2015
4,505
2014 2.1



2015
12.58% 2014
14.88% 2.30%

2.30%

2015

2014

2015



8,716,937 /



0.34 / 2014 4.1%

4.1% 8.5%

2015
38
2014
2014
0.34 / 14.55 / 2014

2015
4.1% 0.6%
2014

	1.3300	/
	1.7143	/
	0.5143	/
	0.08576	/
	0.7143	/
	1.4571	/
	1.4714	/
	1.4286	/

2015

3			()	/	3/
210,000	10,358,700	1,274,120	2,635,576	62.15	3.34
115,000	6,840,500	841,382	2,528,200	284.91	9.72
88,412	6,687,517	822,565	1,069,665	81.30	3.80
69,520	7,840,860	964,426	1,226,825	184.42	5.85
27,953	1,088,250	133,855	379,824	79.43	4.32
11,000	149,991	18,449	41,389	7.07	1.30
459,781	8,771,019	1,078,835	8,657,512	206.01	9.73
82,637	5,094,051	626,568	848,370	367.91	20.61
595,522	21,921,400	2,696,332	6,604,938	143.02	9.16
4,802,129	265,100,000	32,607,300	82,905,230	1100.12	45.73
40,489	2,412,486	296,736	430,381	72.38	4.03
118,486	5,701,080	701,233	2,265,093	31.41	1.25
52,140	1,239,135	152,414	709,788	56.11	3.39
23,509	372,400	45,805	27,150	3.21	1.03
333,662	16,118,766	1,982,608	3,374,790	88.67	5.52
164,067	5,018,700	617,300	693,347	76.65	9.59
41,414	2,291,250	281,824	802,906	986.12	37.65
304,271	25,721,146	3,163,701	3,112,881	33.03	1.60
18,709	619,033	76,141	168,430	128.45	9.83
1,450	267,997	32,964	0	6.98	0.31
9,087	420,127	51,676	111,548	16.32	0.91
17,000	1,950,000	239,850	240,419		
213,242	2,643,098	325,101	295,916	65.37	22.45
116,219	2,880,000	354,240	16,421	17.99	5.64
424,479	10,092,218	1,241,343	1,047,704	23.10	4.28
209,173	1,771,800	217,931	118,753	38.47	23.90
725	83 8.480	(3) 8.7	3		



2015

-

972.01



2015

8,716,937

2015	871,123	2014
136,637	9.99%	6.38



/	6	26	1,079.37
191.17	96.84	7,161	



22,230	1	1	2
		87,200	

2015

		(-)	(-)	(-)	(%)
		292	290		-
1.		2,772	3,423		-
		2,409	2,671		-
		10,085	9,275		-
		5,220	4,552		-
2.		9,150	7,864		-
		8,400	8,894		-
	4#	448	463		-
	5_ 2_	3,140	3,336		-
		3,327	342		-
3.	10_ 2_	3,802	3,801		-
		2,483	2,685		-
		2,249	2,292		-
1.	4- 2- 3- -4- -2- -3- -1-	360	342		-
	2- 3- -4-(2-) -4-	935	735		-
	-5-				
		147,900	160,375		-
		142,476	128,279		-
2.		521,874	487,674		-
		33,810	26,720		-
		324,800	294,400		-
		130	130		-
3.		0	545		-
		0	242		-
		2,510	2,353		-
1.		6,000	7,441		-
		10,000	9,790		-
		3,500	2,661		-
		13,001	14,625		-
2.		24,530	24,226		-
		13,030	15,156		-

2015

		(-)	(-)	(-)	(%)
		115,520	115,520		-
1.	, -	152,010	147,450		-
		204,840	186,240		-
		276,310	276,310		-
2.		1,092,600	1,084,650	874,080	80.6%
		632,197	632,197	505,757	80.0%
		345,500	345,500		-
1.		18,320	18,320		-
2.		3,972	3,972		-
		41,850	41,850		-
3.		35,000	35,000		-
		53,225	53,241		-
		4,618	3,557		-
1.		13,700	12,400		-
		3,000	4,434		-
		6,525	7,310		-
	45 _	470	473		-
		15,656	16,670		-
2.		15,959	17,280		-
		16,465	16,461		-
		100	100		-
1.		100	100		-
		1.5	1.5		-
2.	-	50	50		-
	13 _ _	40,000	40,000		-
3.		46,200	46,200		-
		56.2	56.2		-
1.		222.44	222.44		-
	- 316	993.5	993.5		-
2.		12	12		-
		412	412		-
3.		140	140		-



2015

	(-)	(-)	(-)	(%)
1.	13,452	13,452		-
	6,529	6,529		-
2.	19,068	18,389		-
	525,585	525,585		-
3.	360,450	360,450		-
	52,503	52,503		-
	450	400	50	12.5%
3.	56	50	5	10.0%
	68	60		-
	25	20		-
3.	15	10	7	70.0%
	5	5	3	60.0%
1.	470,000	436,000		-
2.	193	200		-
	63,506	57,190		-
3.	128,000	115,000	25,000	21.7%
1.	545,000	540,000		-
2.	18,350	18,350		-
3.	3,450	3,250		-
3.	865,000	713,500		-

注：表中除已注明单位外其它均以公斤计。



2015

1,211	-	0.09	0.12	0.03	-		
3,910	5.67	1.04	0.91	-	-		
1,678	1.40	18.63	3.06	-	-		
16,338	30.88	14.64	17.16	-	-	45	
							25
146,520	363.37	372.16	87.91	-	-		
7,358	0.15	0.01	-	-	-		
163	4.34	1.20	-	-	-		
1,556	0.78	-	0.08	-	-		
13,579	-	-	-	2.30	10.30	+ 20	+
651	0.46	0.02	0.09	-	-	8	
							8
4,282	3.56	0.09	0.88	-	-		
							15_
73	0.02	0.01	0.01	-	-		
7,200	-	-	-	9.29	13.68	+	+
651	0.01	0.02	0.02	-	-		



2015

2015

()									
143.00	125.00	0.00	0.00	18.00	0.00	0.60	0.00	17.40	
1,728.00	12.00	1,700.00	0.00	16.00	0.00	0.10	0.00	15.90	1,700
138.40	60.00	70.00	0.00	8.40	0.00	8.40	0.00	0.00	
27.06	17.70	4.53	0	4.83	0.00	4.83	0.00	0.00	
89.04	40.00	48.65	6.45	0.39	0.00	0.00	0.00	0.39	42
7.03	3.00	4.00	0.30	0.03	0.00	0.00	0.00	0.03	
2,872.83	120.00	2,620.00	20.00	132.83	0.00	66.74	66.09	0.00	2,620
42.45	9.00	20.00	16.00	13.45	0.00	8.45	5.00	0.00	
6,076.86	930.00	5,143.60	83.30	3.26	0.00	0.00	0.00	3.26	4,060
51,118.00	164.00	50,816.00	0.00	138.00	138.00	0.00	0.00	0.00	50,816
181.60	15.00	163.00	7.00	3.60	0.00	0.00	0.00	3.60	
187.00	100.00	86.00	40.00	1.00	0.00	1.00	0.00	0.00	
61.57	27.00	30.00	29.53	4.57	0.00	0.00	0.00	4.57	;
4.25	4.00	0.15	0.05	0.10	0.00	0.00	0.10	0.00	
304.50	150.00	125.00	75.00	29.50	0.00	0.00	0.00	29.50	
254.07	0.00	9.00	0.00	245.07	0.00	42.96	202.11	0.00	
37.80	15.00	22.75	20.00	0.05	0.00	0.05	0.00	0.00	
406.49	333.00	57.00	0.00	16.49	0.00	0.00	0.00	16.49	
25.00	10.00	15.00	2.00	0.00	0.00	0.00	0.00	0.00	
2.05	0.00	1.00	0.30	1.05	0.00	1.05	0.00	0.00	

2015

2.78	5.75	
-	31.50	
-	34.36	
26.00	28.24	
111.50	20.50	
1.00	-	
6.00	194.65	
0.00	7.41	
430.16	98.00	
256.00	189.00	
170.00	4.60	
-	4.80	
0.88	4.39	
-	1.00	
2.00	122.26	
3.25	105.56	
1.00	5.00	
257.27	11.42	;
76.00	9.00	
-	3.04	
45.98	14.00	
537.50	16.45	
20.00	42.00	
15.00	-	
60.10	-	
1.95	16.90	
-	0.30	
-	22.00	
0.01	3.79	
32.00	-	
12.97	2.24	
-	4.73	
2.00	2.00	
85.00	5.00	



2014

2015

2



2015
2014

2015

4

2015

5

2015

2015

))
	20.86	88.97
	81.86	37.59
	0.70	44.09
	8.71	62.82
	2.80	21.60
	0.80	-
	177.46	60.24
	1.84	2.35
	2.39	115.75
	198.00	113.00
	777.00	41.00
	15.21	7.13
	12.00	21.96
	0.00	3.88
	20.35	47.43
	44.94	2.76
	1.50	1.00
	540.71	20.42
	200.00	6.63
	3.30	6.55
	3.31	32.87
	215.40	7.23
	11.00	22.70

2015

))
	36.40	8.50
	551.21	325.68
	78.00	52.82
	0.10	3.20
	25.00	4.00
	0.35	0.25
	187.00	68.00
	0.50	0.00
	4.30	2.23
	4.18	0.79
	14.00	15.00
	8.00	8.00

()

2015

2015

2015

							%		
8	3%	8	100%	0	269	88%			
39	25%	39	100%	0	155	100%			
19	9%	19	100%	0	153	74%			
10	12%	10	100%	0	86	100%			
164	21%	164	100%	0	678	85%			
199	20%	199	100%	0	960	93%			
386	23%	386	100%	0	551	32%			
67	24%	67	100%	0	220	79%			
8	1%	8	100%	0	577	100%			
86	23%	48	100%	0	281	75%			
3	4%	3	100%	0	39	57%			
54	7%	54	100%	0	480	66%			
232	72%	232	100%	0	232	72%			
2	3%	0		0	80	100%			
22	2%	8	100%	0	958	100%			
-	-	-		0	198	100%			
58	83%	58	100%	0	72	100%			
99	39%	-		0	252	100%			
57	68%	57	100%	0	84	100%			
16	3%	16	100%	0	523	89%			
29	5%	29	100%	0	232	37%			
49	3%	49	100%	0	200	12%			
14	4%	14	100%	0	156	45%			
0	0	0		0	17	100%			
2	1%	2	100%	0	148	100%			
0	0	0		0	260	83%			
6	2%	6	100%	0	321	100%			
0	0	0		0	18	100%			
0	0	0		0	65	94%			
0	0	0		0	530	92%			
0	0	0		0	52	98%			
0	0	0		0			1=	14 4	



71,474
25,534



1.68
4.71

2014

2015

2015

5

12

2015

25,534

71,474

1.68


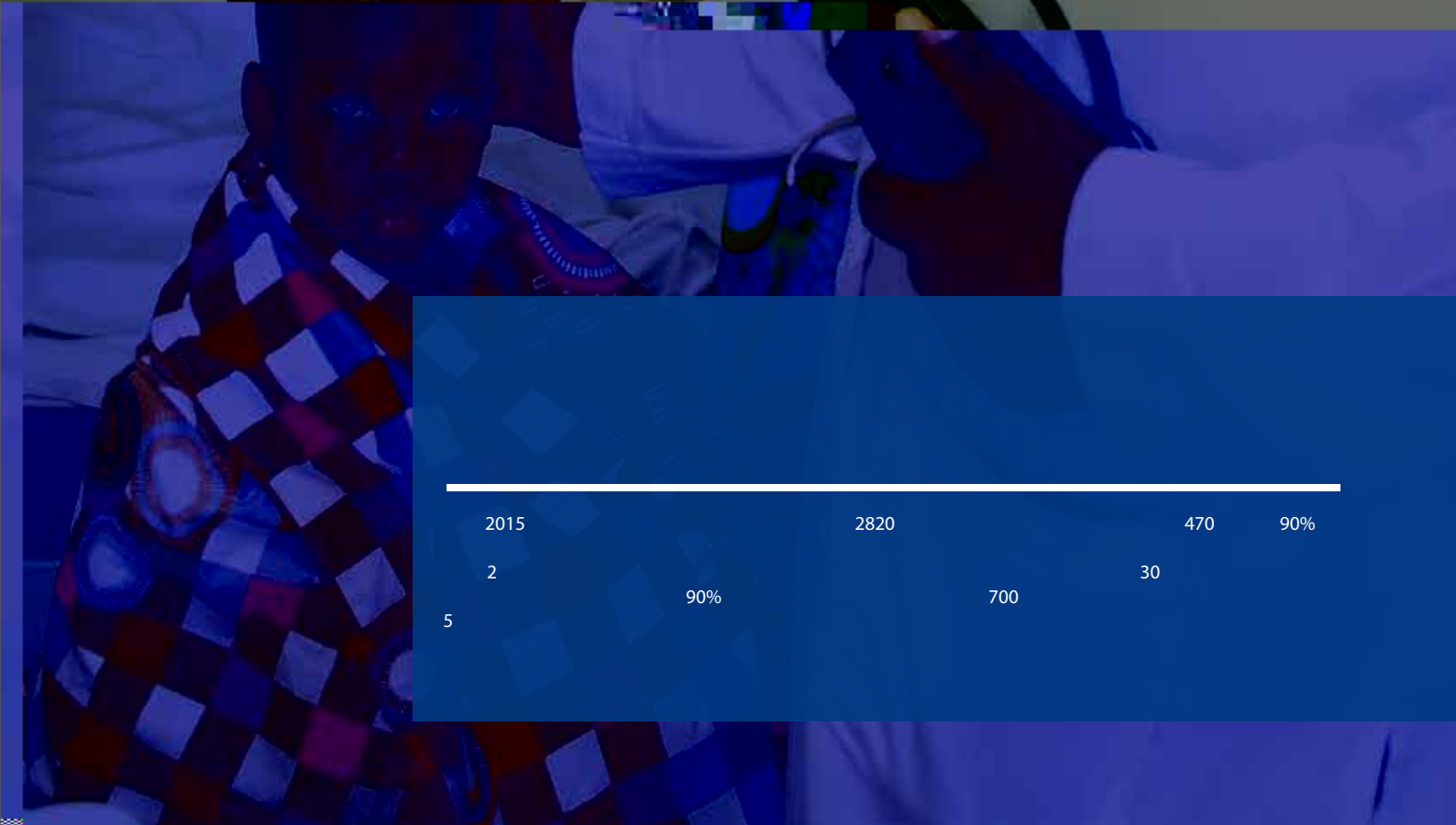
4.71




2014

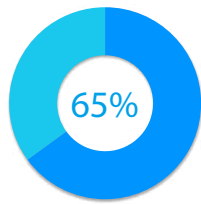
2015

%

80	80	100%	120	600	1,200	800	1550	
-	-	-	-	-	150	300	210	355
10	10	100%	10	-	441	776	295	490
-	-	-	-	-	820	1,230	-	-
7	7	100%	14	87	191	187	315	

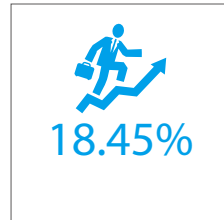




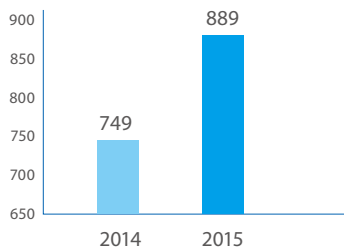
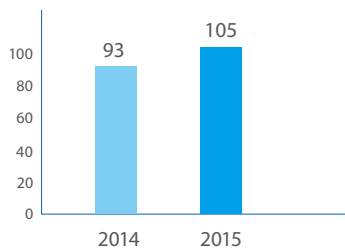


▶ 2015 40
65%

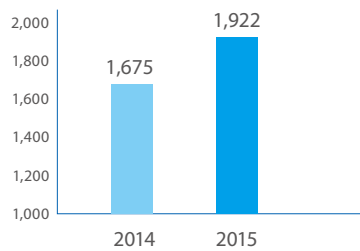
40



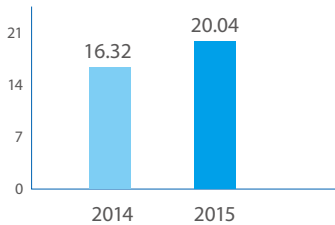
▶ 2015
18.45%




▶ 105
▶ 889
12.9%
18.7%



▶ 2015
1,922
14.7%



▶ 0.36%
▶ 100%
2.20%
51.50%
100%
100%



17,842 2015 12 31
2014 0.98%

65.0% 2015 40

18.7% 2015 105 12.9%
56.5% 1,922
14.7%

2015
34%

2015	17,842	8,653	9,189
2014	18,081	8,800	9,281
2013	16,791	8,246	8,545
2012	14,357	7,222	7,135
2011	13,192	6,794	6,398

2015	105	889	4,453	4,643	7,752
2014	93	749	4,229	4,693	8,317
2013	80	637	3,794	4,368	7,912
2012	50	472	2,931	3,364	7,540
2011	48	441	2,778	2,910	7,015



2015

2015

2015	605	7,950	2,956	1,922	436	1,345	2,628
2014	666	7,547	3,938	1,675	462	1,396	2,397
2013	635	6,468	3,927	1,570	436	1,552	2,203
2012	512	6,272	3,829	1,545	349	1,177	673
2011	661	5,049	3,088	1,923	379	1,555	511

	16	20	20	30	30	40	40	50	50	55	55	60	60
2015		582		5,802		5,396		4,363		1,044		509	146
2014		462		5,850		5,445		4,325		1,110		670	219
2013		488		5,885		5,354		3,044		1,097		715	208
2012		141		4,963		4,448		3,392		793		521	99
2011		513		4,506		3,854		3,000		765		467	87

		2015
		7,803
		3,144
		3,110
		176
		2,038
		1,256
		315
		17,842

	17,842	8,653	9,189	65	393
	100%	48.50%	51.50%	0.36%	2.20%





2015			70-20-10	
1			4	/
2015	40	10%	2.4	
2				
2015		17	500	

2015

2015

2015

*4

	2012	2013	2014	2015
*1	813	931	879	557
	-	-	36	28
	-	-	37	29
	-	-	34	30
*2	118	154	180	226
*3	4,610	5,844	20,815	6,627
	8,971	14,050	18,278	20,697
*3	405,406	543,758	652,405	577,366
	317	434	714	924
	23,392	44,080	44,681	53,994

*1 培训包含企业的内外训。包括送企业员工到外部参加各类培训课程的外训及由外部讲师或企业内训师到企业内给内部员工做培训的内训。

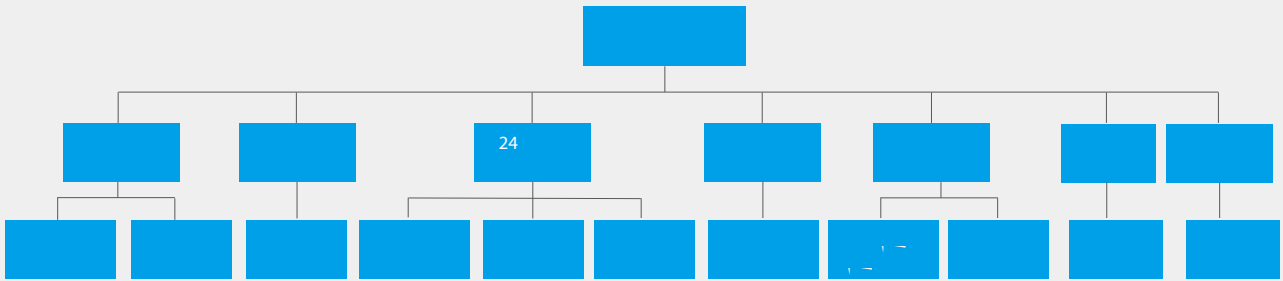
*2 高层管理者为副总裁（包含副总裁）及以上级别的人员。

*3 人时数为参加培训的人数与培训总课时数的乘积。

*4 此培训数据不包含质量培训和 EHS 培训。

注：此培训数据中未统计 Alma Lasers

:



24

24

24

360

1

1

1

1

1

1

1

1

1

1

2015

1

7

24

-

24

24

1 - 1 -

1 -

1 -

1



2010

2015

7 20

7 26

9


9

15

18

3

3



——沈阳药科大学 杨蕾

——复旦大学 赵荪翔

——中国药科大学 张修芹



	2013	2014	2015
	49	52	64
	7	3	5
	9	5	4
	159	193	233
	37	32	54
	30	21	46

	2010	2011	2012	2013	2014	2015
	24.31%	24.10%	20.60%	19.12%	11.48%	18.45%

/

	2011	2012	2013	2014	2015
	14.50%	18.90%	17.57%	17.05%	17.12%
	13.31%	17.21%	14.76%	14.5%	13.24%

注：流出率 = 所有离职员工人数 * 2 / (期初 + 期末总人数)；流失率 = 主动离职员工人数 * 2 / (期初 + 期末总人数)

2015 2015 11 11 -11

20 1667

2015 10 25 , 2015

12 5.6

2015 80

10 2015 9 2


2015 - 4

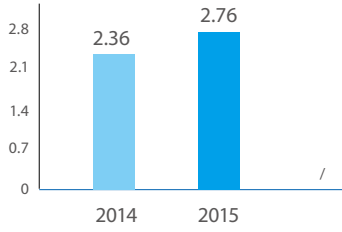
4450 2015 101

3000 1316 22

1300 200

2015 5.12





> 847



> 60

> 60

60

60



100

2

100

30

2006

2015

2



.1

.1

.1

10

2015

2.76 *

5 14

2008

*注：每股社会贡献值 = 每股收益 + (纳税额 + 职工费用 + 利息支出 + 公益投入总额) / 期末总股本



10

2015 6 18

847

2015

1998

2015

2015

2015

48

2010

2015 6 23

2015

21

2015

3

2015

500

5%

2014 -2015
70

2015 10
4 6 5

2015 11

50



20	2015	3	20	
20				35
	2014	12	27	
				28
			8.4	
21			5	
20				



朴质公益“病残弃婴养护康复项目”的负责人 徐朴



2015



2015

2010

190



2015 ,


2



傅博雪 和睦家爱心基金项目总监

2015 7

11



2015 5 16
3300

12
50

17 6

20

61 2000 7 434

5

18 63

82

19

凯茂生物 许蕾

2015 5 16

12
700

50

复星医药研发中心 刘屿琦

* (RMB)

60

60

2015

70

—

2015 12

2015

		2014	70
			50
			10
2015	500		8.4
			20
			25
			10
			20
	2.00		
	1.50	12	
	1.00		
	0.60		
	0.96		
	1.02		
			2000
	4.82		
	10.77		
	1.32		80
		2015	
	52.00		500
	5.86		5860
	1.00		

2015

0.50

11.62

7.00

20.00

2013-2015

0.50

0.50

6.00

15.00

15

1090=0(1500B,53±369# 'Q>Ö9→Ü ±*Æ8é



				2015	2		7	17
			2015		2			
470	90%	2820				7	33	
2006			30	2015	17,333,335			12

2015


2016

2015-2016

2


2015


11



2015 4 40 ()



- 
- 4 11 20 3
全国工商联医药业商会颁发
 - 7 2014
工信部中国医药工业信息中心颁发
 - 7 2014 14
国家食品药品监督管理总局南方医药经济研究所、医药经济报社颁发
 - 8
中国董事局网、中国数据研究中心颁发
 - 11 2015
中国化学制药工业协会、中国医药商业协会、中国非处方药物协会、中国医药企业发展促进会颁发

- 
- 2 100
中国上市公司协会、中国证券业协会、中国基金业协会颁发
 - 5
国药励展、《经济观察报》颁发
 - 6 2014
《中国证券报》颁发
 - 10 2015
《价值线》杂志社颁发
 - 12
《IR Magazine》颁发

2011	2012	2013	2014	2015
		1.90 ()	2.36	2.76
13,192	14,357	16,791	18,081	17,842
6,794	7,222	8,246	8,800	8,653
6,398	7,135	8,545	9,281	9,189
489	522	717	842	994
100%	100%	100%	100%	100%
65,682 ()	76,594 ()	124,594 ()	163,190	200,435
100%	100%	100%	100%	100%
0.51%	0.52%	0.38%	0.41%	0.36%
3.00%	2.80	2.39%	2.30%	2.20%
196,104	410,016	549,602	673,220 ()	583,992
24.10%	20.60%	19.12%	11.48%	18.45%
14.50%	18.90%	17.57%	17.05%	17.12%
		100%	100%	100%

2011	2012	2013	2014	2015
118	107	119	125	161
3	3	8	11	13
3.10	3.70	5.05	6.85	8.30
70	70	72	86	89
	33	32	36	15
559	766	779	856	887

	2014	2015
/	8,377,364	8,716,937
/	421,765,752	424,467,622
: /	51,835,011	52,209,518
: /	122,713,255	121,204,106
/	174,548,266	173,413,623
	171	157
/	8.23	7.89
	1,200	2,156
	2000	1,010
	136,637	871,123
/	5,677,448	6,285,061
/	50,258	65,597
	15,757	15,187
		0.424
		0.533
	14.88%	12.58%
()	2,060	4,505
()		71,474
()		4.71


86 21 33987125

1289

200233

@

2015



- 1
- 2
- 3
- 4
- 5

2015

润灵环球 (RKS) 创始人 张浩而

责扬天下 (北京) 管理顾问有限公司总经理 陈伟征

	2014	87.18
100		708

2014

8 8

证券时报中国上市公司社会责任研究中心秘书长 张旺

2015 8

702
20

4

5

1. 姓名: _____ 性别: _____ 年龄: _____

2. 职业: _____ 学历: _____

3. 联系电话: _____ 电子邮箱: _____

4. 联系地址: _____

5. 其他: _____

6. _____

7. _____

8. _____

9. _____

10. _____

11. _____

12. _____

13. _____

14. _____

15. _____

16. _____

17. _____

18. _____

19. _____

20. _____

21. _____

22. _____

23. _____

24. _____

25. _____

26. _____

27. _____

28. _____

29. _____

30. _____

31. _____

32. _____

33. _____

34. _____

35. _____

36. _____

37. _____

38. _____

39. _____

40. _____

41. _____

42. _____

43. _____

44. _____

45. _____

46. _____

47. _____

48. _____

49. _____

50. _____

51. _____

52. _____

53. _____

54. _____

55. _____

56. _____

57. _____

58. _____

59. _____

60. _____

61. _____

62. _____

63. _____

64. _____

65. _____

66. _____

67. _____

68. _____

69. _____

70. _____

71. _____

72. _____

73. _____

74. _____

75. _____

76. _____

77. _____

78. _____

79. _____

80. _____

81. _____

82. _____

83. _____

84. _____

85. _____

86. _____

87. _____

88. _____

89. _____

90. _____

91. _____

92. _____

93. _____

94. _____

95. _____

96. _____

97. _____

98. _____

99. _____

100. _____

1 2 3 4 5 6 7 8 9 10 11 12 13 14 15 16 17 18 19 20 21 22 23 24 25 26 27 28 29 30 31 32 33 34 35 36 37 38 39 40 41 42 43 44 45 46 47 48 49 50 51 52 53 54 55 56 57 58 59 60 61 62 63 64 65 66 67 68 69 70 71 72 73 74 75 76 77 78 79 80 81 82 83 84 85 86 87 88 89 90 91 92 93 94 95 96 97 98 99 100

3- () ,

14 40

1 2 3 4 5 6 7 8 9 10 11 12 13 14 15 16 17 18 19 20 21 22 23 24 25 26 27 28 29 30 31 32 33 34 35 36 37 38 39 40 41 42 43 44 45 46 47 48 49 50 51 52 53 54 55 56 57 58 59 60 61 62 63 64 65 66 67 68 69 70 71 72 73 74 75 76 77 78 79 80 81 82 83 84 85 86 87 88 89 90 91 92 93 94 95 96 97 98 99 100

μ

0.1 10

1

1

1 2 3 4 5 6 7 8 9 10 11 12 13 14 15 16 17 18 19 20 21 22 23 24 25 26 27 28 29 30 31 32 33 34 35 36 37 38 39 40 41 42 43 44 45 46 47 48 49 50 51 52 53 54 55 56 57 58 59 60 61 62 63 64 65 66 67 68 69 70 71 72 73 74 75 76 77 78 79 80 81 82 83 84 85 86 87 88 89 90 91 92 93 94 95 96 97 98 99 100

1 2 3 4 5 6 7 8 9 10 11 12 13 14 15 16 17 18 19 20 21 22 23 24 25 26 27 28 29 30 31 32 33 34 35 36 37 38 39 40 41 42 43 44 45 46 47 48 49 50 51 52 53 54 55 56 57 58 59 60 61 62 63 64 65 66 67 68 69 70 71 72 73 74 75 76 77 78 79 80 81 82 83 84 85 86 87 88 89 90 91 92 93 94 95 96 97 98 99 100

1.7840 2_01_

()

, / 36002

_ -1-1	99
_ -1-2	99
_ -1-3	99
_ -1-4	99
_ -1-5	99
_ -1-6	99
_ -1-7	99
_ -1-8	99
_ -1-9	46
_-2	
_ -2-1	78
_ -2-2	36 78-85 99
_ -2-3	99
_ -2-4	100-101
_ -2-5	36 99
_ -2-6	99
_ -2-7	99
_ -2-8	99
_ -2-9	99
_ -2-10	99
_ -2-11	99
_-3	
_ -3-1	26 99-100
_ -3-2	100
_ -3-3	100
_ -3-4	100
_ -3-5	99-100
_-4	
_ -4-1	54
_ -4-2	78-85

, / 36002

_4-3	78 81
_4-4	83-85
_4-5	78 80-81
_4-6	79
_4-7	78
_4-8	78-81
_4-9	81-82
_4-10	83-84
_4-11	85
_5	
_5-1	91-99
_5-2	
_5-3	100-101
-1	
-1-1	55 70
-1-2	70-75
-1-3	70-75
-1-4	70-75
-1-5	70-75
-1-6	70-75
-1-7	62-69
-1-8	62-69
-1-9	70
-2	
-2-1	56-58 60-61
-2-2	56-58 60-61
-2-3	59-61
-2-4	59
-2-5	74-75
-2-6	
-2-7	86

, / 36002

-2-8 62-69 74

-2-9 74-75

-3

-3-1 58

-3-2 58

-3-3 59-60 86

-3-4 55-59

-3-5

-3-6 54-61

-3-7

-3-8

-3-9 73

-3-10

-4

-4-1 55

-4-2 55

-4-3 55

-4-4 55-56

-4-5 55

-4-6 60

-4-7

-4-8

-4-9 86

-4-10 55

-4-11 55

, -1

, -1-1 104-105

, -1-2 105

, / 36002

, -1-3	105
, -1-4	104
, -1-5	17
, -1-6	104
, -1-7	105
, -1-8	
, -1-9	105
, -1-10	105
, -2	
, -2-1	44
, -2-2	
, -2-3	46-48
, -2-4	
, -2-5	99
, -3	
, -3-1	46
, -3-2	46
, -3-3	24
, -3-4	
, -3-5	
, -3-6	46
, -4	
, -4-1	32
, -4-2	37
, -4-3	32
, -4-4	37
, -4-5	32

, / 36002

-1-1	44
-1-2	44
-1-3	44
-1-4	42 44
-1-5	44
-1-6	
-1-7	44
-1-8	44
-1-9	44
-2	
-2-1	40-50
-2-2	78-84
-2-3	44
-2-4	44
-2-5	44
-2-6	32 40-42
-2-7	40-42
-2-8	40-42
-2-9	40-42
-2-10	45
-3	
-3-1	44
-3-2	40-44
-4	
-4-1	44
-4-2	44

, / 36002

-4-3

-4-4

49-50

-4-5

28 50

-4-6

28 50

-4-7

28 44-45 50

-5

-5-1

44 49

-5-2

44 49

-5-3

44 49

-5-4

44 49

-5-5

44 49

-5-6

44 49

-5-7

19

-5-8

19

-5-9

19

-6

-6-1

49

-6-2

99

-6-3

48

-6-4

49

-6-5

-6-6

43 48

-7

-7-1

23 81-86

-7-2

44

-7-3

44

, / 36002

-7-4	23
-7-5	23
-7-6	
-7-7	
-7-8	
-7-9	23
-7-10	
-1	
-1-1	105
-1-2	
-1-3	101 105-109
-1-4	104-105
-1-5	101
-1-6	109
-2	
-2-1	105
-2-2	105
-2-3	105-108
-2-4	
-2-5	
-3	
-3-1	90-91
-3-2	91
-3-3	47
-3-4	90-91
-3-5	47
-3-6	47
-3-7	47
-3-8	47 91
-4	
-4-1	55

, / 36002

-4-2

-4-3

32

-4-4

32 110

-4-5

-5

-5-1

47 91

-5-2

24 109

-5-3

47

-5-4

46

-5-5

104-112

-5-6

59-69

-6-7

46

-6-8

24 109

-6-9

-6-10

36

-6

-6-1

70-86

-6-2

109

-6-3

109

-6-4

60-61

4

4			
4-1*			6-7
4-2		4 6-7 15	145
4-3*		11 13	
4-4*		13	39-50
4-5*			
4-6*		13	16
4-7*		4 11	17
4-8*		16 35-36	40 48
4-9*		13	27-28
4-10*			
		90-91	100
4-11*			99
4-12*		18-19 46-48	86
4-13*		13 23 37	100
4-14*		42	104-105
4-15*			25-26
4-16*			24-26
4-17*		4	120-121
4-18*		4-5 86 121	145
4-19*			5
4-20*		4 50	86

注：G4 一般标准披露项中标注的“”表示该项为 G4 核心方案必须披露项。根据核心方案要求，G4 具体标准披露项中的每个确定的实质性方面必须披露至少一个指标。

4-21*	4	13	50	86
4-22*			116-117	
4-23*	4	8-9	121	
4-24*		20-28	119	
4-25*		20-28	119	
4-26*	20	28	119	
4-27*		23-28	119	
4-28*			4	
4-29*			4	
4-30*			4	
4-31*			119	
4-32*			4	135-142
4-33*		4	125	143-144
4-34*			17	
4-35			17	
4-36		17	54	
4-37			23-27	
4-38			17	
4-39			17	
4-40			17	
4-41			17	
4-42	17	40	54-55	104

4


4-43	31-36 53-86 104-105
4-44	17-20
4-45	6-7 16-20 22-28
4-46	17-20
4-47	19 35-36 104
4-48	17
4-49	17
4-50	17
4-51	35-36 54 99
4-52	17
4-53	
4-54	
4-55	

4-56*	10 19
4-57	104-105
4-58	104-105

4


4- 1	32-36 99 116-117
4- 2	54-56 145
4- 3	36 99
4- 4	

4

4- 5	36-99
4- 6	90-91
4- 7	105-112
4- 8	32-33
4- 9	46-48
	
4- 1	57-69
4- 2	61-69
4- 3	56-58
4- 4	
4- 5	56-58
4- 6	59-61
4- 7	56-59
4- 8	56-57 61
4- 9	
4- 10	61
4- 11	
4- 12	
4- 13	
4- 14	()
4- 15	
4- 16	58
4- 17	86

4

4- 18		
4- 19		
4- 20	{ }	
4- 21		73
4- 22		72
4- 23		74-75
4- 24		
4- 25		
4- 26		
4- 27		55
4- 28		62-69 74-75
4- 29		
4- 30		58
4- 31		76
4- 32		
4- 33		
4- 34		



4- 1		91 100
4- 2		36 99-101
4- 3	/	99 117

4

4- 4	99
4- 5	85
4- 6	79 81-82
4- 7	81-82
4- 8	78-82
4- 9	83-84 93 117
4- 10	92-98
4- 11	99
4- 12	90-91
4- 13	36 99
4- 14	
4- 15	99
4- 16	99-100

4- 1	
4- 2	92-98
4- 3	99
4- 4	

, 4

, 4- 5

, 4- 6

99

, 4- 7

83-84

, 4- 8

, 4- 9

, 4- 10

, 4- 11

, 4- 12

, 4- , 1

23-27 109

, 4- , 2

, 4- , 3

18-19 104-105

, 4- , 4

18-19 104-105

, 4- , 5

105

, 4- , 6

/

, 4- , 7

, 4- , 8

4

4- 9

4- 10

24 46-48

4- 11

4- 1

4- 2

4- 3

40-43 48

4- 4

4- 5

23 28 44-45 50

4- 6

44

4- 7

4- 8

44

4- 9


The logo for SGS, consisting of the letters 'SGS' in a bold, sans-serif font. A vertical line is positioned to the right of the 'S', and a horizontal line is positioned below the 'S'.

验证声明

通标标准技术服务股份有限公司上海分公司受托对德信集团出具的《上海市医药(集团)股份有限公司2015年度企业社会责任报告》

验证意见

该平抛试验符合进行的目的。在试验过程中，试验数据符合预期，试验结果符合预期。





Fosunpharma

