





.....	4
.....	8
.....	11
.....	21
.....	43
.....	61
.....	66
.....	67
.....	68
.....	72
.....	268



---




---

--	--	--

---









( )

( )


( )





















































+






































--	--











8

È






---


:















---

		56
		398 14











( )

2017 6 30

---

		<u>2017 6 30</u>	<u>2016 12 31</u>
	1	9,445,009,771.35	5,996,029,734.10
	2	27,094,280.95	48,488,849.31
	3	389,144,484.36	424,856,792.73
	4	2,574,463,088.86	1,965,005,507.57
	5	260,139,210.77	271,226,977.65
	6	2,367,183.26	2,732,501.16
	7	45,686,522.01	82,208,216.72
	8	288,057,713.48	230,873,603.01
	9	1,965,661,283.48	1,670,738,356.90
	10	<u>100,542,812.26</u>	<u>72,146,385.02</u>
		<u>15,098,166,350.78</u>	<u>10,764,306,924.17</u>
	11	2,675,804,584.39	2,674,435,887.42
	12	17,742,847,924.85	16,175,569,879.88
	13	5,130,820,966.75	5,140,004,619.24
	14	1,447,348,964.52	1,159,895,265.22
	15	7,485,544.69	4,831,809.89
	16	3,535,327,934.72	3,080,359,300.04
	17	667,041,970.69	570,204,236.66
	18	3,817,273,555.66	3,473,110,437.16
	19	21,742,544.67	20,747,087.05
	20	142,405,284.95	129,550,558.11
	21	<u>347,698,897.51</u>	<u>574,771,261.11</u>
		<u>35,535,798,173.40</u>	<u>33,003,480,341.78</u>
		<u>50,633,964,524.18</u>	<u>43,767,787,265.95</u>

( )

( )

2017 6 30

---

			<u>2017 6 30</u>	<u>2016 12 31</u>
	<b>20</b>		4,527,481,901.33	3,826,209,697.21
	24	26	126,141,459.17	124,588,073.72
	2530		1,159,292,251.62	1,024,791,136.80
	26	30		

( )

( )

2017 6 30

---

		<u>2017 6 30</u>	<u>2016 12 31</u>
	39	2,495,131,045.00	2,414,512,045.00
	40	9,583,420,884.98	7,857,571,615.31
	41	18,766,733.50	26,818,892.30
	42	669,547,629.96	829,614,792.94
	43	2,121,545,318.81	2,121,545,318.81
	44	<u>9,809,554,455.61</u>	<u>8,993,790,666.47</u>
		<u>24,660,432,600.86</u>	<u>22,190,215,546.23</u>
		<u>2,819,137,800.19</u>	<u>3,060,110,389.77</u>
		<u>27,479,570,401.05</u>	<u>25,250,325,936.00</u>
		<u>50,633,964,524.18</u>	<u>43,767,787,265.95</u>

( )

2017 1-6

---

	<u>2017 1-6</u>	<u>2016 1-6</u>
45	8,353,022,551.94	6,937,091,238.45
45	3,571,892,897.22	3,228,574,506.97
46	104,849,790.49	59,225,933.46
47	2,283,045,165.98	1,679,760,685.16
48	1,216,462,745.21	970,947,149.23
49	251,048,310.30	198,372,474.29
50	51,520,252.57	22,565,752.01
51	(3,561,625.78)	(7,414,661.04)
52	1,266,573,186.81	1,078,798,670.82
	754,378,948.97	717,195,928.76
53	<u>37,665,146.31</u>	<u>-</u>
	2,174,880,097.51	1,849,028,747.11
54	14,885,095.63	87,474,740.91
	2,360,730.08	356,133.51
55	10,601,224.27	6,732,791.24
	<u>3,422,620.00</u>	<u>3,686,774.12</u>
56	2,179,163,968.87	1,929,770,696.78
57	<u>252,544,986.67</u>	<u>181,145,208.20</u>
	<u>1,926,618,982.20</u>	<u>1,748,625,488.58</u>
	<u>1,689,059,654.89</u>	<u>1,500,266,407.57</u>
	<u>237,559,327.31</u>	<u>248,359,081.01</u>

( )

( )

2017 1-6

---

	<u>2017 1-6</u>	<u>2016 1-6</u>
	(171,648,101.43)	(78,201,676.16)
42	(160,067,162.98)	(80,571,351.20)

( )

2017 1-6

---

---

	<u>2,414,512,045.00</u>	<u>7,857,571,615.31</u>	<u>26,818,892.30</u>	<u>829,614,792.94</u>	<u>2,121,545,318.81</u>	<u>8,993,790,666.47</u>	<u>22,190,215,546.23</u>	<u>3,060,110,389.77</u>	<u>25,250,325,936.00</u>
-									
( )	-	-	-	(160,067,162.98)	-	1,689,059,654.89	1,528,992,491.91	225,978,388.86	1,754,970,880.77
( )									
1.	80,656,500.00	1,956,630,258.09	-	-	-	-	2,037,286,758.09	-	2,037,286,758.09
2.	-	-	-	-	-	-	-	82,961,021.00	82,961,021.00
3.	(37,500.00)	(357,750.00)	(395,250.00)	-	-	-	-	-	-
4.	-	-	(7,656,908.80)	-	-	-	7,656,908.80	-	7,656,908.80
5.	-	1,197,176.81	-	-	-	-	1,197,176.81	22,685.96	1,219,862.77
6.	-	-	-	-	-	-	-	54,190,382.98	54,190,382.98
7.	-	(73,652,241.70)	-	-	-	-	(73,652,241.70)	(378,911,301.29)	(452,563,542.99)
8.	-	5,178,553.98	-	-	-	-	5,178,553.98	-	5,178,553.98
9.	-	(90,099,333.55)	-	-	-	-	(90,099,333.55)	(128,620,954.70)	(218,720,288.25)
10.	-	-	-	-	-	-	-	154,476,715.24	154,476,715.24





( )

( )

2016 1-6

---

	<u>2,314,075,364.00</u>	<u>6,059,856,290.76</u>	<u>43,493,914.40</u>	<u>918,744,811.08</u>	<u>1,995,418,874.45</u>	<u>6,936,968,682.49</u>	<u>18,181,570,108.38</u>	<u>2,488,078,534.50</u>	<u>20,669,648,642.88</u>
( )	-	-		(80,571,351.20)	-	1,500,266,407.57	1,419,695,056.37	250,728,756.05	1,670,423,812.42
( )									
1.	-	907,982.87	-	-	-	-	907,982.87	341,771,592.22	342,679,575.09
2.	-	-	(7,431,705.60)	-	-	-	7,431,705.60	-	7,431,705.60
3.	-	204,082,536.88	-	-	-	-	204,082,536.88	(204,082,536.88)	-
4.	-	-	-	-	-	-	-	25,048,627.19	25,048,627.19
5.	-	(18,327,845.08)	-	-	-	-	(18,327,845.08)	490,689.86	(17,837,155.22)
6.	-	13,300,964.44	-	-	-	-	13,300,964.44	-	13,300,964.44
7.	-	-	-	-	-	-	-	-	-
8.	-	42,424.68	-	-	-	-	42,424.68	(2,878,504.17)	(2,836,079.49)
	-	-	-	-	-	-	-	-	-

( )

( )

2016 1-6

---

---

( )  
1.

( )

2017 1-6

---

	<u>2017 1-6</u>	<u>2016 1-6</u>
	8,924,384,876.47	8,148,437,219.68
	41,632,223.70	46,123,766.88
59	<u>502,925,003.93</u>	<u>174,663,694.30</u>
	<u>9,468,942,104.10</u>	<u>8,369,224,680.86</u>
	3,886,413,676.49	3,643,543,783.07
	1,403,740,441.35	1,094,864,709.03
	941,249,681.71	843,100,727.27
59	<u>2,133,971,946.18</u>	<u>1,851,661,891.03</u>
	<u>8,365,375,745.73</u>	<u>7,433,171,110.40</u>
60	<u>1,103,566,358.37</u>	<u>936,053,570.46</u>
	586,330,769.58	520,110,880.42
	112,427,390.33	29,029,380.55
	5,838,795.51	28,848,891.18
59	<u>423,131,120.74</u>	<u>24,993,460.32</u>
	<u>1,127,728,076.16</u>	<u>602,982,612.47</u>
	903,569,901.66	906,369,754.73
	1,327,408,850.73	688,745,355.64
60	533,257,813.06	33,466,172.33
59	<u>16,186,094.80</u>	<u>102,586,085.70</u>
	<u>2,780,422,660.25</u>	<u>1,731,167,368.40</u>
	<u>(1,652,694,584.09)</u>	<u>(1,128,184,755.93)</u>

( )

( )

2017 1-6

---

2017 1-6

2,198,063,473.13

160,776,715.04

9,194,267,836.43

59 129,211,777.77

( )

2017 6 30

---

		<u>2017 6 30</u>	<u>2016 12 31</u>
	1	2,622,841,221.49	1,154,258,008.90
		-	-
		122,306,931.17	31,983,331.18
		13,775,081.98	8,384,242.29
	2	3,229,475,579.80	3,019,964,946.62
	3	106,000,000.00	95,000,000.00
	4	<u>740,000,000.00</u>	<u>1,789,000,000.00</u>
		<u>6,834,398,814.44</u>	<u>6,098,590,528.99</u>
	5	554,715,086.66	582,959,241.71
	6	19,239,417,551.05	16,368,117,355.38
		16,186,673.52	17,031,895.26
		1,767,437.66	1,702,751.28
	7	<u>5,198,612,664.96</u>	<u>4,957,582,784.05</u>
		<u>25,010,699,413.85</u>	<u>21,927,394,027.68</u>
		<u>31,845,098,228.29</u>	<u>28,025,984,556.67</u>

( )

( )

2017 6 30

---

		<u>2017 6 30</u>	<u>2016 12 31</u>
		2,620,208,000.00	1,342,590,000.00
		87,190,572.26	130,977,347.62
		873,911,247.63	1,711,025.08
		15,066,011.00	16,483,035.86
		75,195,713.63	165,636,061.61
		817,440,008.40	574,644,342.29
8		66,936,000.00	1,557,743,524.31
		<u>5,313,103.87</u>	<u>554,015,860.14</u>
		<u>4,561,260,656.79</u>	<u>4,343,801,196.91</u>
9		879,164,000.00	301,493,750.00
		4,635,596,495.43	3,388,052,593.01
		3,851,000.00	4,020,100.62
		<u>1,151,018,873.79</u>	<u>1,151,018,873.79</u>
		<u>6,669,630,369.22</u>	<u>4,844,585,317.42</u>
		<u>11,230,891,026.01</u>	<u>9,188,386,514.33</u>
		2,495,131,045.00	2,414,512,045.00
		11,891,500,831.07	9,993,919,018.03
		18,766,733.50	26,818,892.30
		5,991,028.08	101,181,474.56
		1,207,256,022.50	1,207,256,022.50
		<u>5,033,095,009.13</u>	<u>5,147,548,374.55</u>
		<u>20,614,207,202.28</u>	<u>18,837,598,042.34</u>
		<u>31,845,098,228.29</u>	<u>28,025,984,556.67</u>

( )

2017 1-6

---

	<u>2017 1-6</u>	<u>2016 1-6</u>
	285,714.29	450,000.00
	1,410,908.04	24,214.29
	94,376,418.09	100,463,521.06
	37,181,648.05	14,183,522.42
10	891,175,760.22	783,173,754.55
	828,775,778.90	768,794,756.46
	<u>350,000.00</u>	<u>-</u>
	758,842,500.33	668,952,496.78
	-	350,000.00
	-	-
	-	-
	-	-
	<u>758,842,500.33</u>	<u>669,302,496.78</u>
	-	-
	<u><u>758,842,500.33</u></u>	<u><u>669,302,496.78</u></u>

( )

( )

2017 1-6



\_\_\_\_\_ 2017 1-6 2016 1-6



( )

2017 1-6

---

	<u>2,414,512,045.00</u>	<u>9,993,919,018.03</u>	<u>26,818,892.30</u>	<u>101,181,474.56</u>	<u>1,207,256,022.50</u>	<u>5,147,548,374.55</u>	<u>18,837,598,042.34</u>
( )	-	-	-	(95,190,446.48)	-	758,842,500.33	663,652,053.85
( )							
1.	80,656,500.00	1,956,630,258.09	-	-	-	-	2,037,286,758.09
2.	(37,500.00)	(357,750.00)	(395,250.00)	-	-	-	-
3.	-	-	(7,656,908.80)	-	-	-	7,656,908.80
4.	-	5,178,553.98	-	-	-	-	5,178,553.98
( )							
1.	-	-	-	-	-	-	-
2.	-	-	-	-	-	(873,295,865.75)	(873,295,865.75)
( )							
1.							
	<u>-</u>	<u>(63,869,249.03)</u>	<u>-</u>	<u>-</u>	<u>-</u>	<u>-</u>	<u>(63,869,249.03)</u>
	<u>2,495,131,045.00</u>	<u>11,891,500,831.07</u>	<u>18,766,733.50</u>	<u>5,991,028.08</u>	<u>1,207,256,022.50</u>	<u>5,033,095,009.13</u>	<u>20,614,207,202.28</u>

( )

( )

2016 1-6

---

	<u>2,314,075,364.00</u>	<u>8,265,396,774.19</u>	<u>43,493,914.40</u>	<u>90,058,233.26</u>	<u>1,191,168,159.39</u>	<u>4,363,115,554.55</u>	<u>16,180,320,170.99</u>
( )	-	-	-	3,649,585.80	-	669,302,496.78	672,952,082.58
( )							
1.	-	-	(7,431,705.60)	-	-	-	7,431,705.60
2.	-	13,300,964.44	-	-	-	-	13,300,964.44
( )							
1.	-	-	-	-	-	-	-
2.	-	-	-	-	-	(740,504,116.48)	(740,504,116.48)
( )							
1.	-	-	-	-	-	-	-
	-	<u>(67,118,583.22)</u>	-	-	-	-	<u>(67,118,583.22)</u>
	<u>2,314,075,364.00</u>	<u>8,211,579,155.41</u>	<u>36,062,208.80</u>	<u>93,707,819.06</u>	<u>1,191,168,159.39</u>	<u>4,291,913,934.85</u>	<u>16,066,382,223.91</u>

( )

2017 1-6

---

	<u>2017 1-6</u>	<u>2016 1-6</u>
	-	450,000.00
	<u>129,497,695.38</u>	<u>14,680,212.08</u>
	<u>129,497,695.38</u>	<u>15,130,212.08</u>
	118,528,440.17	97,102,633.80
	12,732,687.51	11,825,211.33
	<u>20,693,498.42</u>	<u>143,770,737.99</u>
	<u>151,954,626.10</u>	<u>252,698,583.12</u>
	<u>(22,456,930.72)</u>	<u>(237,568,371.04)</u>
( )/		
	46,582,458.36	16,051,932.52
	47,939,899.55	37,372,285.94
	-	20,000,000.00
	<u>94,522,357.91</u>	<u>73,424,218.46</u>
	-	506,545.36
	<u>1,442,366,093.95</u>	<u>19,033,233.92</u>
	<u>1,442,366,093.95</u>	<u>19,539,779.28</u>
( )/	<u>(1,347,843,736.04)</u>	<u>53,884,439.18</u>

( )

( )

2017 1-6

---

	<u>2017 1-6</u>	<u>2016 1-6</u>
	2,037,286,758.09	-
	5,036,223,125.00	5,089,969,800.00
	<u>6,050,715,014.43</u>	<u>1,889,107,076.67</u>
	<u>13,124,224,897.52</u>	<u>6,979,076,876.67</u>
	3,912,848,125.00	3,580,562,640.00
	249,449,616.15	837,834,619.66
	<u>5,979,529,794.10</u>	<u>2,148,467,308.20</u>
	<u>10,141,827,535.25</u>	<u>6,566,864,567.86</u>
	<u>2,982,397,362.27</u>	<u>412,212,308.81</u>
	<u>(29,528,482.92)</u>	<u>1,081,284.16</u>
	1,582,568,212.59	229,609,661.11
	<u>669,573,008.90</u>	<u>380,637,225.09</u>
	<u>2,252,141,221.49</u>	<u>610,246,886.20</u>

( )

2017 6 30

---

H ( ) 1998 3 31 ( ) A

) ( )  
( )  
( )

2017 8 29

1

( )

( )

( )

2017 6 30

---

1.

6 30

2017

2017

2.

1 1 12 31

3.

4.



( )

( )

2017 6 30



( )

5.

30

2017 6

) (



( )

( )

2017 6 30

---

( )

6.

7.

8.

( )

( )

2017 6 30

---

( )

8.

( )

9.

---

)

(

(1)

(2)

(a)

(b)

( )

( )

2017 6 30

---

( )

9. ( )

\_\_\_\_\_ ( )

---

( )

( )

2017 6 30

---

( )

9. ( )

\_\_\_\_\_ ( )

( )

( )

( )

( )

2017 6 30

---

( )

9. ( )

\_\_\_\_\_ ( )

\_\_\_\_\_

( )

( )

( )

2017 6 30

---

( )

9. ( )

\_\_\_\_\_ ( )

( )



( )

( )

2017 6 30

---

( )

9. ( )

\_\_\_\_\_ ( )

( )

\_\_\_\_\_

( )

( )

2017 6 30

---

( )

10.

(1)

(2)

100%

(3)

11.

( )

( )

2017 6 30

---

( )

11. ( )

12.

( )

(1) ( )

(2) ( )

(3)

(4)

( )

( )

2017 6 30

---

( )

13.

( )

(

)

( )

( )

2017 6 30

---

( )

13.

( )

( )

( )

2017 6 30

---

( )

13. ( )

14.

10-45	0%-10%	2%-10%
3-16	0%-10%	5.63%-33.33%
5-10	0%-5%	9.5%-33.33%
2-10	0%-10%	9%-50%
3-10	0%-10%	7.5%-33.33%
3-15	0%-10%	6%-20%

( )

( )

2017 6 30

---

( )

15.

16.

- (1)
- (2)
- (3)

- (1)
- (2)

( )

( )

2017 6 30

---

( )

16. ( )

3

17.



( )

( )

2017 6 30

---

( )

17. ( )

18.

---

5-10  
5

( )

( )

2017 6 30

---

( )

19.

- (1)
- (2)
- (3)

20.

( )

( )

2017 6 30

---

( )

20. ( )

/

/

21.

---

( )

( )

2017 6 30



( )

21. ( )



( )

( )

2017 6 30

---

( )

22.

23.

( )

( )

2017 6 30

---

( )

23. ( )

(1)

(2)

(1)

(2)

( )

( )

2017 6 30



( )

24.

---

---

---

( )

( )

2017 6 30

---

( )

25.



( )

( )

2017 6 30

---

( )

26.

\_\_\_\_\_

\_\_\_\_\_ ( )

\_\_\_\_\_

\_\_\_\_\_

27.

( )

28.

( )

( )

2017 6 30

---

( )

29.

( )

( )

( )

2017 6 30

---

( )

30

---

( )

( )

( )

2017 6 30

---

( )

30

( )

\_\_\_\_\_ ( )

( )

( )

2017 6 30

---

( )

30

( )

\_\_\_\_\_ ( )

-

( )

( )

2017 6 30

---

( )

31

2017 5 10  
16  
1  
1 1

2017 15  
2017 6 12

2017 1

2017

37,665,146.31

37,665,146.31

1.

3% 6% 13% 17%

7%

25%

( )

( )

2017 6 30

---

( )

2.

2011 2020 15%

( [2014]51 ) 2015 2017 9%  
2018 2020  
15%

2014 2014 2016 15%

15%

( )

( )

2017 6 30

---

( )

2.

( )

( )

2015

2015

2017

15%

2016

2016

2018

15%

20%

Alma Lasers Ltd.

2011

2017 1-6

16%



( )

( )

2017 6 30

---

1.

	2017 06 30	<del>2016 12 31</del>
	2,523,932.92	2,219,401.62
	8,886,003,911.87	5,025,824,760.38
	<u>556,481,926.56</u>	<u>967,985,572.10</u>
	<u>9,445,009,771.35</u>	<u>5,996,029,734.10</u>
2017 6 30	505,477,163.22	(2016 12 31
906,195,427.16 )	3 6	
2017 6 30		3,828,474,902.75
(2016 12 31	1,651,473,666.14 )	

( )

( )

2017 6 30

---

( )

3.

( )  
( )  
**2017 6 30**

( )

**4. ( )**

	2017 6 30	2016 12 31
	117,237,841.79	100,507,867.05
	10,437,522.35	44,991,685.95
	4,420,773.29	9,239,130.38
	<u>8,648,554.32</u>	<u>19,022,580.83</u>
	<u><u>114,606,036.53</u></u>	<u><u>117,237,841.79</u></u>

2017 6 30				2016 12 31			
	(%)		(%)		(%)		(%)
2,629,099,526.71	97.77	106,155,250.21	4.04	2,038,733,122.69	97.91	105,756,190.18	5.19
26,493,529.36	0.99	1,883,492.28	7.11	37,496,878.29	1.80	5,524,443.37	14.73
<u>59,969,598.68</u>	<u>2.23</u>	<u>8,450,786.32</u>	<u>14.09</u>	<u>43,510,226.67</u>	<u>2.09</u>	<u>11,481,651.61</u>	<u>26.39</u>
<u><u>2,689,069,125.39</u></u>	<u><u>100.00</u></u>	<u><u>114,606,036.53</u></u>	<u><u>4.26</u></u>	<u><u>2,082,243,349.36</u></u>	<u><u>100.00</u></u>	<u><u>117,237,841.79</u></u>	<u><u>5.63</u></u>

	2017 6 30		2016 12 31	
	(%)		(%)	
1	95.99	-	94.99	-
1	<u>4.01</u>	<u>104,271,757.93</u>	<u>5.01</u>	<u>100,231,746.81</u>
	<u><u>100.00</u></u>	<u><u>104,271,757.93</u></u>	<u><u>100.00</u></u>	<u><u>100,231,746.81</u></u>

( )

( )

2017 6 30

( )

4. ( )

2017 1-6 (2016 )

2017 1-6	10,437,522.35	(2016
44,991,685.95 )		4,420,773.29 (2016
9,239,130.38 )		

2017 1-6	8,648,554.32	(2016
19,022,580.83 )		

2017 1-6 (2016 )

2017 6 30		
518,381,736.17 (2016 12 31	459,843,803.24 )	
	20.14%(2016 12 31	23.40%)
(2016 12 31 )		

5

	<u>2017 6 30</u>		<u>2016 12 31</u>	
		(%)		(%)
1	255,056,615.05	98.05	268,610,143.42	99.04
1 2	4,105,037.55	1.58	1,791,123.87	0.66
2 3	247,090.66	0.09	627,929.76	0.23
3	<u>730,467.51</u>	<u>0.28</u>	<u>197,780.60</u>	<u>0.07</u>
	<u>260,139,210.77</u>	<u>100.00</u>	<u>271,226,977.65</u>	<u>100.00</u>

( )

( )

2017 6 30

( )

6.

2017 6 30	2016 12 31
<u>2,367,183.26</u>	<u>2,732,501.16</u>

7.

2017 6 30	2016 12 31
18,218,928.01	60,122,462.41
13,692,512.02	13,692,512.02
13,610,674.59	8,219,834.90
164,407.39	164,407.39
( ) <u>-</u>	<u>9,000.00</u>
<u>45,686,522.01</u>	<u>82,208,216.72</u>

8

	2017 6 30	2016 12 31
1	243,703,681.38	207,705,994.11
1 2	31,377,266.76	15,519,975.61
2 3	6,690,470.69	5,834,032.77
3	<u>17,641,861.01</u>	<u>14,075,325.43</u>
	299,413,279.84	243,135,327.92
	<u>11,355,566.36</u>	<u>12,261,724.91</u>
	<u>288,057,713.48</u>	<u>230,873,603.01</u>

( )

( )

2017 6 30

( )

8

( )

	2017 6 30	2016 12 31
	12,261,724.91	20,895,155.01
	602,000.00	4,091,237.09
	903,923.88	39,194.99
	<u>604,234.67</u>	<u>12,685,472.20</u>
	<u><u>11,355,566.36</u></u>	<u><u>12,261,724.91</u></u>

<u>2017 6 30</u>				<u>2016 12 31</u>			
	(%)		(%)		(%)		(%)
290,508,578.63	97.03	8,417,472.34	2.90	232,427,171.04	95.60	8,707,092.52	3.75
5,554,836.42	1.86	1,888,722.25	34.00	5,063,862.25	2.08	2,063,862.25	40.76
<u>8,904,701.21</u>	<u>2.97</u>	<u>2,938,094.02</u>	32.99	<u>10,708,156.88</u>	<u>4.40</u>	<u>3,554,632.39</u>	33.20
<u><u>299,413,279.84</u></u>	<u><u>100.00</u></u>	<u><u>11,355,566.36</u></u>	3.79	<u><u>243,135,327.92</u></u>	<u><u>100.00</u></u>	<u><u>12,261,724.91</u></u>	5.04

<u>2017 6 30</u>				<u>2016 12 31</u>			
	(%)		(%)		(%)		(%)
278,424,992.12	97.71	-	-	220,720,078.52	97.08	-	-
<u>6,528,750.09</u>	<u>2.29</u>	<u>6,528,750.09</u>	100.00	<u>6,643,230.27</u>	<u>2.92</u>	<u>6,643,230.27</u>	100.00
<u><u>284,953,742.21</u></u>	<u><u>100.00</u></u>	<u><u>6,528,750.09</u></u>		<u><u>227,363,308.79</u></u>	<u><u>100.00</u></u>	<u><u>6,643,230.27</u></u>	

2017 1-6 602,000.00 (2016 4,091,237.09 )  
 903,923.88 (2016 39,194.99 )

2017 1-6 604,234.67 (2016  
 12,685,472.20 )

( )

( )

2017 6 30

( )

8

( )

2017 6 30

2016 12 31

100,058,163.41

90,540,450.95

55,035,677.30

29,084,537.28

98,740,725.88

89,304,779.99

34,223,146.89

21,943,834.79

288,057,713.48

230,873,603.01

2017 6 30

(%)

29,533,200.00

10.25

-

16,107,560.26

5.59

-

13,887,255.82

4.82

-

8,894,368.13

3.09

-

8,052,624.91

2.80

-

76,475,009.12

26.55

-

2016 12 31

(%)

29,533,200.00

12.79

-

17,391,000.00

7.53

-

16,000,000.00

6.93

-

13,887,255.82

6.02

-

8,894,368.13

3.85

-

85,705,823.95

37.12

-

( )  
( )  
**2017 6 30**

( )

8 ( )

2017 1-6 (2016 )

2017 6 30 (2016 12 31 )

9.

2017 6 30			2016 12 31		
610,196,604.97	15,052,570.58	595,144,034.39	502,637,208.82	6,090,735.34	496,546,473.48
391,960,900.39	16,456,065.39	375,504,835.00	289,808,400.24	3,263,856.50	286,544,543.74
275,354,266.18	6,996,498.93	268,357,767.25	178,093,673.07	8,081,356.90	170,012,316.17
57,554,643.65	1,689,217.45	55,865,426.20	71,244,662.04	806,792.12	70,437,869.92
708,172,099.21	56,296,375.05	651,875,724.16	676,139,184.86	53,927,327.86	622,211,857.00
10,412,128.64	2,475,652.01	7,936,476.63	7,720,759.30	2,539,066.01	5,181,693.29
<u>10,977,019.85</u>	-	<u>10,977,019.85</u>	<u>19,803,603.30</u>	-	<u>19,803,603.30</u>
<u>2,064,627,662.89</u>	<u>98,966,379.41</u>	<u>1,965,661,283.48</u>	<u>1,745,447,491.63</u>	<u>74,709,134.73</u>	<u>1,670,738,356.90</u>

2017 1-6

6,090,735.34	8,986,885.19	25,049.95	15,052,570.58
3,263,856.50	13,192,208.89	-	16,456,065.39
806,792.12	882,425.33	-	1,689,217.45
53,927,327.86	6,813,503.95	4,444,456.76	56,296,375.05
8,081,356.90	1,525,693.22	2,610,551.19	6,996,498.93
2,539,066.01	-	63,414.00	2,475,652.01
-	-	-	-
<u>74,709,134.73</u>	<u>31,400,716.58</u>	<u>7,143,471.90</u>	<u>98,966,379.41</u>



( )  
 ( )  
**2017 6 30**

( )

9. ( )

2016

4,404,265.69	6,207,567.84	4,521,098.19	6,090,735.34
4,991,253.36	16,391,817.46	18,119,214.32	3,263,856.50
637,449.36	236,033.60	66,690.84	806,792.12
37,236,707.14	23,082,215.45	6,391,594.73	53,927,327.86
14,863,255.95	5,734,598.80	12,516,497.85	8,081,356.90
2,500,036.01	82,257.45	43,227.45	2,539,066.01
<u>216,923.08</u>	<u>-</u>	<u>216,923.08</u>	<u>-</u>
<u>64,849,890.59</u>	<u>51,734,490.60</u>	<u>41,875,246.46</u>	<u>74,709,134.73</u>

2017 1-6

2016

2017 1-6

(%)

-

-

-

0.43

0.57

-

2016

(%)

0.21

1.78

0.09

1.01

1.91

-

( )

( )

2017 6 30

( )

10.

2017 6 30	2016 12 31
79,557,729.53	55,922,473.23
16,294,831.14	10,648,183.58
<u>4,690,251.59</u>	<u>5,575,728.21</u>
<u>100,542,812.26</u>	<u>72,146,385.02</u>

11.

2017 6 30		2016 12 31	
1,030,504,820.42	-	1,030,504,820.42	981,131,197.00
<u>1,675,540,147.27</u>	<u>(30,240,383.30)</u>	<u>1,645,299,763.97</u>	<u>1,704,839,073.72</u>
<u>2,706,044,967.69</u>	<u>(30,240,383.30)</u>	<u>2,675,804,584.39</u>	<u>2,685,970,270.72</u>

2017 6 30	2016 12 31
553,833,272.01	350,829,481.68
<u>476,671,548.41</u>	<u>630,301,715.32</u>
<u>1,030,504,820.42</u>	<u>981,131,197.00</u>

( )

( )

2017 06 30

( )

11.

( )

2017 1-6

CMF Health										
Investment, L.P.	312,360,907.81	-	38,918,917.82	273,441,989.99	-	-	-	-		8,949,319.63
Simcere Holding Limited	261,229,093.17	-	-	261,229,093.17	-	-	-	-	7.97%	-
( )										
	202,776,340.00	-	-	202,776,340.00	119,340.00	-	-	119,340.00	3.23%	-
Oxford Sciences										
Innovation PLC	170,188,000.00	1,374,432.70	-	171,562,432.70	-	-	-	-	2.89%	-
Hermed fund	130,356,919.69	34,229,372.43	-	164,586,292.12	-	-	-	-		-
	118,530,000.00	-	-	118,530,000.00	-	20,706,000.00	-	20,706,000.00	13.79%	-
Astute Medical, Inc.	114,465,612.25	-	-	114,465,612.25	-	-	-	-	7.88%	-
	113,850,000.00	-	113,850,000.00	-	-	-	-	-	0.00%	-
	<u>281,082,200.80</u>	<u>121,513,739.01</u>	<u>33,647,552.77</u>	<u>368,948,387.04</u>	<u>11,415,043.30</u>	<u>-</u>	<u>2,000,000.00</u>	<u>9,415,043.30</u>		<u>7,491,560.40</u>
	<u>1,704,839,073.72</u>	<u>157,117,544.14</u>	<u>186,416,470.59</u>	<u>1,675,540,147.27</u>	<u>11,534,383.30</u>	<u>20,706,000.00</u>	<u>2,000,000.00</u>	<u>30,240,383.30</u>		<u>16,440,880.03</u>

( )

( )

2017 06 30

( )

11.

( )

2016

CMF Health										
Investment, L.P.	292,395,385.76	19,965,522.05	-	312,360,907.81	-	-	-	-	-	-
Sincere Holding Limited ( )	261,229,093.17	-	-	261,229,093.17	-	-	-	-	7.97%	8,523,348.25
	202,776,340.00	-	-	202,776,340.00	119,340.00	-	-	119,340.00	3.23%	-
Oxford Sciences										
Innovation PLC	-	170,188,000.00	-	170,188,000.00	-	-	-	-	2.89%	-
Hermed fund	51,627,890.33	78,729,029.36	-	130,356,919.69	-	-	-	-	-	-
	118,530,000.00	-	-	118,530,000.00	-	-	-	-	13.79%	-
Astute Medical, Inc.	114,465,612.25	-	-	114,465,612.25	-	-	-	-	8.75%	-
	113,850,000.00	-	-	113,850,000.00	-	-	-	-	10.19%	8,747,200.00
We Doctor Group Limited	249,313,514.36	-	249,313,514.36	-	-	-	-	-	-	-
	201,180,000.00	-	201,180,000.00	-	-	-	-	-	-	60,122,462.40
	140,400,000.00	-	140,400,000.00	-	-	-	-	-	-	-
	<u>255,916,298.39</u>	<u>110,666,176.50</u>	<u>85,500,274.09</u>	<u>281,082,200.80</u>	<u>11,415,043.30</u>	<u>-</u>	<u>-</u>	<u>11,415,043.30</u>	<u>-</u>	<u>2,508,132.59</u>
	<u>2,001,684,134.26</u>	<u>379,548,727.91</u>	<u>676,393,788.45</u>	<u>1,704,839,073.72</u>	<u>11,534,383.30</u>	<u>-</u>	<u>-</u>	<u>11,534,383.30</u>	<u>-</u>	<u>79,901,143.24</u>

( )

( )

2017 6 30

---

( )

11.

( )

<u>2017 1-6</u>	<u>2016</u>
11,534,383.30	11,534,383.30
20,706,000.00	-
<u>2,000,000.00</u>	<u>-</u>
<u><u>30,240,383.30</u></u>	<u><u>11,534,383.30</u></u>

( )

( )

2017 6 30

( )

12.

2017 1-6

---

200,643,511.29	-	-	355,878.41	-	-	-	-	200,999,389.70	-
-	413,682,000.00	-	(1,562,143.06)	-	-	-	-	412,119,856.94	-
47,777,409.49	-	-	(4,855,142.36)	187,814.85	-	-	(260,160.00)	42,849,921.98	-

▼

6 \$ 10 7 9

( )

( )

2017 06 30

( )

12.

( )

2016

---

	200,000,000.00	-	-	643,511.29	-	-	-	-	200,643,511.29	-
	25,285,200.74	21,837,976.53	-	483,862.77	(539,070.55)	-	-	709,440.00	47,777,409.49	-
	793,045,717.37	-	-	125,230,868.36	133,847,736.58	-	-	-	1,052,124,322.31	-
Natures Sunshine - Products, Inc.	260,397,398.88	-	-	2,557,839.32	(21,130,624.79)	-	8,989,163.81	-	232,835,449.60	-
		113,777,785.25	-	43,046,688.57	6,407,981.52	-	-	-	-	77,139,078.20
	121,940,154.21	-	124,693,073.97	2,752,919.76	-	-	-	-	-	-

( )

( )

2017 6 30

---

( )

12. ( )

2017 1-6

<u>8,600,000.00</u>	<u>-</u>	<u>-</u>	<u>8,600,000.00</u>
<u>8,600,000.00</u>	<u>-</u>	<u>-</u>	<u>8,600,000.00</u>

2016

<u>8,600,000.00</u>	<u>-</u>	<u>-</u>	<u>8,600,000.00</u>
<u>8,600,000.00</u>	<u>-</u>	<u>-</u>	<u>8,600,000.00</u>



( )

( )

2017 6 30

( )

13.

2017 1-6

3,684,871,959.47	3,519,528,982.92	383,313,813.81	222,573,197.04	92,468,751.63	285,155,050.35	8,187,911,755.22
26,926,854.84	45,071,563.64	29,249,716.73	18,105,203.94	4,690,881.89	30,384,529.75	154,428,750.79
57,779,532.20	72,598,563.23	-	1,539,077.18	-	3,030,998.40	134,948,171.01
50,631,826.65	30,426,540.14	-	157,402.06	577,699.30	13,750,108.24	95,543,576.39
<u>18,657,227.02</u>	<u>19,280,191.43</u>	<u>11,460,701.22</u>	<u>3,726,144.04</u>	<u>4,090,003.07</u>	<u>4,799,105.44</u>	<u>62,013,372.22</u>
<u><u>3,801,552,946.14</u></u>	<u><u>3,648,345,458.50</u></u>	<u><u>401,102,829.32</u></u>	<u><u>238,648,736.18</u></u>	<u><u>93,647,329.75</u></u>	<u><u>327,521,581.30</u></u>	<u><u>8,510,818,881.19</u></u>
879,282,365.21	1,614,708,735.11	214,537,712.43	141,637,276.40	56,444,985.54	118,689,586.54	3,025,300,661.23
93,840,709.09	158,530,502.36	27,374,535.11	12,993,781.18	5,054,320.72	22,671,374.15	320,465,222.61
19,842,247.04	22,418,798.28	-	94,668.67	224,375.48	12,125,185.11	54,705,274.58
<u>7,964,447.74</u>	<u>13,563,460.67</u>	<u>11,329,134.84</u>	<u>3,566,799.01</u>	<u>3,856,025.30</u>	<u>1,845,407.85</u>	<u>42,125,275.41</u>
<u><u>985,000,873.60</u></u>	<u><u>1,782,094,575.08</u></u>	<u><u>230,583,112.70</u></u>	<u><u>151,158,927.24</u></u>	<u><u>57,867,656.44</u></u>	<u><u>151,640,737.95</u></u>	<u><u>3,358,345,883.01</u></u>

( )

( )

2017 6 30

( )

13. ( )

2017 1-6 ( )

17,346,263.63	4,654,542.08	-	330,016.68	-	275,652.36	22,606,474.75
-	-	-	-	-	-	-
<u>952,889.73</u>	<u>1,553.59</u>	<u>-</u>	<u>-</u>	<u>-</u>	<u>-</u>	<u>954,443.32</u>
<u>16,393,373.90</u>	<u>4,652,988.49</u>	<u>-</u>	<u>330,016.68</u>	<u>-</u>	<u>275,652.36</u>	<u>21,652,031.43</u>
<u>2,800,158,698.64</u>	<u>1,861,597,894.93</u>	<u>170,519,716.62</u>	<u>87,159,792.26</u>	<u>35,779,673.31</u>	<u>175,605,190.99</u>	<u>5,130,820,966.75</u>
<u>2,788,243,330.63</u>	<u>1,900,165,705.73</u>	<u>168,776,101.38</u>	<u>80,605,903.96</u>	<u>36,023,766.09</u>	<u>166,189,811.45</u>	<u>5,140,004,619.24</u>

( )

( )

2017 6 30

---

( )

( )

2017 6 30

( )

13. ( )

2016 ( )

14,577,107.99	4,001,730.61	-	323,357.52	-	275,652.36	19,177,848.48
2,769,155.64	839,533.94	-	6,963.88	-	-	3,615,653.46
-	186,722.47	-	304.72	-	-	187,027.19
<u>17,346,263.63</u>	<u>4,654,542.08</u>	<u>-</u>	<u>330,016.68</u>	<u>-</u>	<u>275,652.36</u>	<u>22,606,474.75</u>
<u>2,788,243,330.63</u>	<u>1,900,165,705.73</u>	<u>168,776,101.38</u>	<u>80,605,903.96</u>	<u>36,023,766.09</u>	<u>166,189,811.45</u>	<u>5,140,004,619.24</u>
<u>2,689,703,766.28</u>	<u>1,695,775,617.12</u>	<u>167,290,307.29</u>	<u>66,923,165.96</u>	<u>36,101,930.70</u>	<u>105,000,367.08</u>	<u>4,760,795,154.43</u>

( )

( )

2017 6 30

---

( )

13. ( )

2017 6 30

26,568,838.33	19,391,015.36	6,861,273.50	316,549.47
32,142,262.78	28,969,284.00	528,248.67	2,644,730.11
717,966.99	661,365.03	-	56,601.96
<u>806,963.25</u>	<u>762,234.51</u>	<u>849.60</u>	<u>43,879.14</u>
<u>60,236,031.35</u>	<u>49,783,898.90</u>	<u>7,390,371.77</u>	<u>3,061,760.68</u>

2016 12 31

26,511,606.06	18,876,769.50	7,118,645.97	516,190.59
32,201,193.05	28,726,795.18		

( )

( )

2017 6 30

( )

( )

2017 6 30

( )

14. ( )

2017

2017 1-6

GMP	86,370,000.00	38,116,530.84	16,001,902.24	-	21,199,868.70	227,692.31	-	32,690,872.07	/	38%
	2,921,139,632.91	749,815,833.25	255,298,969.86	-	60,738,811.53	1,695,656.37	-	942,680,335.21	/	32%
	291,564,268.36	111,014,799.07	69,509,284.34	5,570,578.48	16,952,115.90	691,918.21	-	168,450,627.78	/	58%
	1,308,985,886.59	195,212,795.03	64,497,684.54	-	14,084,975.99	3,048,348.81	-	242,577,154.77	/	19%
	170,955,596.00	<u>65,735,307.03</u>	<u>19,881,010.09</u>	-	<u>21,972,398.89</u>	<u>2,693,943.54</u>	-	<u>60,949,974.69</u>	/	36%
		<u>1,159,895,265.22</u>	<u>425,188,851.07</u>	<u>5,570,578.48</u>	<u>134,948,171.01</u>	<u>8,357,559.24</u>	-	<u>1,447,348,964.52</u>		

( )

( )

2017 6 30

---

( )

14. ( )

2016

2016

GMP 344,683,012.99



( )

( )

2017 6 30

---

( )

14. ( )

2017 1-6

2017 1-6

GMP	52%	16,218,828.49	-	0.00%
	86%	21,714,167.28	1,648,269.76	4.31%
	27%	1,860,416.67	1,520,000.00	4.75%
	94%	<u>1,689,651.35</u>	<u>1,689,651.35</u>	5.36%
		<u>41,483,063.79</u>	<u>4,857,921.11</u>	

2016

GMP	51%	16,218,828.49	-	0.00%
	84%	20,065,897.52	2,829,767.96	4.42%
	20%	<u>340,416.67</u>	<u>340,416.67</u>	4.75%
		<u>36,625,142.68</u>	<u>3,170,184.63</u>	

15

2017 6 30

2016 12 31

7,485,544.69

4,831,809.89

( )

( )

2017 6 30

( )

16.

2017 1-6

1,151,538,195.00	253,310,083.23	1,091,886,943.40	59,074,876.17	583,282,714.66	607,576,696.13	3,100,000.00	3,749,769,508.59
306,269,911.39	-	28,824,337.20	11,267,921.31	-	-	-	346,362,169.90
-	-	67,877,714.18	-	-	-	-	67,877,714.18
2,756,029.34	-	82,364,611.65	73,185,338.04	-	42,270,734.00	-	200,576,713.03
1,603,100.00	-	-	1,023,650.91	-	-	1,300,000.00	3,926,750.91
-	(4,263,170.48)	(4,824,387.32)	(541,223.21)	-	(6,602,695.79)	-	(16,231,476.80)
<u>1,458,961,035.73</u>	<u>249,046,912.75</u>	<u>1,266,129,219.11</u>	<u>141,963,261.40</u>	<u>583,282,714.66</u>	<u>643,244,734.34</u>	<u>1,800,000.00</u>	<u>4,344,427,877.99</u>

( )

( )

2017 6 30

( )

16. ( )

2017 1-6 ( )

121,052,553.50	2,195,409.96	267,689,947.37	23,767,150.52	7,847,352.48	159,463,466.99	2,305,000.00	584,320,880.82
12,635,963.14	58,605.25	49,125,523.19	6,735,430.29	2,942,757.18	18,773,766.25	90,000.00	90,362,045.30
221,667.74	-	594,531.68	51,228,038.00	-	-	-	52,044,237.42
<u>400,770.00</u>	<u>-</u>	<u>-</u>	<u>1,015,778.00</u>	<u>-</u>	<u>-</u>	<u>1,300,000.00</u>	<u>2,716,548.00</u>
<u>133,509,414.38</u>	<u>2,254,015.21</u>	<u>317,410,002.24</u>	<u>80,714,840.81</u>	<u>10,790,109.66</u>	<u>178,237,233.24</u>	<u>1,095,000.00</u>	<u>724,010,615.54</u>

( )

( )

2017 6 30

( )

16. ( )

2017 1-6 ( )

-	-	20,613,999.99	-	64,000,000.00	-	475,327.74	85,089,327.73
-	-	-	-	-	-	-	-
-	-	-	-	-	-	-	-
-	-	<u>20,613,999.99</u>	-	<u>64,000,000.00</u>	-	<u>475,327.74</u>	<u>85,089,327.73</u>
<u>1,325,451,621.35</u>	<u>246,792,897.54</u>	<u>928,105,216.88</u>	<u>61,248,420.59</u>	<u>508,492,605.00</u>	<u>465,007,501.10</u>	<u>229,672.26</u>	<u>3,535,327,934.72</u>
<u>1,030,485,641.50</u>	<u>251,114,673.27</u>	<u>803,582,996.04</u>	<u>35,307,725.65</u>	<u>511,435,362.18</u>	<u>448,113,229.14</u>	<u>319,672.26</u>	<u>3,080,359,300.04</u>

( )

( )

2017 6 30

( )

16. ( )

2016

1,141,648,416.95	241,188,702.89	999,071,482.03	28,003,064.17	583,282,714.66	567,282,535.33	3,100,000.00	3,563,576,916.03
9,889,778.05	670,584.64	208,544.33	31,747,499.89	-	-	-	42,516,406.91
-	-	82,562,456.71	785,443.29	-	24,860,000.00	-	108,207,900.00
-	-	2,501,000.00	1,681,267.69	-	-	-	4,182,267.69
-	<u>11,450,795.70</u>	<u>12,545,460.33</u>	<u>220,136.51</u>	-	<u>15,434,160.80</u>	-	<u>39,650,553.34</u>
<u>1,151,538,195.00</u>	<u>253,310,083.23</u>	<u>1,091,886,943.40</u>	<u>59,074,876.17</u>	<u>583,282,714.66</u>	<u>607,576,696.13</u>	<u>3,100,000.00</u>	<u>3,749,769,508.59</u>

( )

( )

2017 6 30

---

( )

16. ( )

2016 ( )

99,943,465.99	163,160.71	213,216,457.95	17,665,075.89	1,961,838.12	120,153,600.84	2,125,000.00	455,228,599.50
21,109,087.51	2,032,249.25	56,932,822.75	6,893,986.03	5,885,514.36	39,309,866.15	180,000.00	132,343,526.05
-	-	41,666.67	465,287.36	-	-	-	506,954.03
-	-	<u>2,501,000.00</u>	<u>1,257,198.76</u>	-	-	-	<u>3,758,198.76</u>
<u>121,052,553.50</u>	<u>2,195,409.96</u>	<u>267,689,947.37</u>	<u>23,767,150.52</u>	<u>7,847,352.48</u>	<u>159,463,466.99</u>	<u>2,305,000.00</u>	<u>584,320,880.82</u>

( )

( )

2017 6 30

---

( )

16. ( )

2016 ( )

-	-	-	20,613,999.99	-	64,000,000.00	-	475,327.74	85,089,327.73-
	-							

( )

( )

2017 6 30

---

---

( )

16. ( )

2017 6 30  
3.45%(2016 12 31  
2.32%)

2017 6 30

,	495,000,000.00
,	,
,	53,000,000.00
,	,
CML,Alma*	\$28,950,219.00

\*CML Alma



( )

( )

2017 6 30

( )

17.

2017 1-6

---

115,713,171.54	13,439,799.18	-	-	-	129,152,970.72
109,224,684.19	32,248,134.67	-	-	-	141,472,818.86
67,877,714.18	-	-	67,877,714.18	-	-
28,571,097.42	8,531,650.44	-	-	-	37,102,747.86
25,532,657.54	7,200,062.30	-	-	-	32,732,719.84
24,582,151.55	3,086,844.37	-	-	-	27,668,995.92
24,163,414.00	2,730,798.34	-	-	-	26,894,212.34
21,418,616.94	6,836,356.69	-	-	-	28,254,973.63
19,419,092.94	2,579,898.40	-	-	-	21,998,991.34
15,726,469.22	2,522,640.30	-	-	-	18,249,109.52
13,161,886.04	164,285.55	-	-	-	13,326,171.59
12,363,466.86	-	-	-	-	12,363,466.86
9,659,488.75	16,179,049.81	-	-	-	25,838,538.56
9,643,771.08	15,485,755.21	-	-	-	25,129,526.29
9,282,754.32	16,054,434.37	-	-	-	25,337,188.69
8,205,891.60	292,445.08	-	-	-	8,498,336.68
6,806,474.18	-	-	-	-	6,806,474.18
6,586,984.40	654,399.34	-	-	-	7,241,383.74
5,995,905.13	5,075,119.98	-	-	-	11,071,025.11
5,572,613.65	3,683,585.93	-	-	-	9,256,199.58
3,875,148.20	17,239,157.72	-	-	-	21,114,305.92
3,207,547.18	-	-	-	-	3,207,547.18
2,891,756.70	-	-	-	-	2,891,756.70
2,397,802.02	-	-	-	-	2,397,802.02
2,374,644.48	-	-	-	-	2,374,644.48
2,320,400.99	1,142,628.28	-	-	-	3,463,029.27
2,245,872.67	1,034,992.54	-	-	-	3,280,865.21
2,231,698.54	1,498,321.07	-	-	-	3,730,019.61
1,714,397.76	-	-	-	-	1,714,397.76
1,390,376.82	528,006.72	-	-	-	1,918,383.54
1,169,861.75	1,598,624.68	-	-	-	2,768,486.43
1,076,771.22	1,205,135.00	-	-	-	2,281,906.22
1,049,466.69	-	1,049,466.69	-	-	-
1,047,246.36	432,137.39	-	-	-	1,479,383.75
980,492.48	-	980,492.48	-	-	-
432,736.77	57,091.93	-	-	-	489,828.70
133,289.65	-	133,289.65	-	-	-
119,510.00	-	119,510.00	-	-	-
25,127.49	277,709.17	-	-	-	302,836.66
11,783.36	1,109,475.45	-	-	-	1,121,258.81
-	2,324,827.57	-	-	-	2,324,827.57

( )

( )

2017 6 30

( )

17. ( )

( )

2016

---

58,479,654.77	57,233,516.77	-	-	-	115,713,171.54
48,431,729.24	19,445,984.94	-	-	-	67,877,714.18
14,553,411.30	10,028,740.25	-	-	-	24,582,151.55
14,265,127.62	94,959,556.57	-	-	-	109,224,684.19
13,055,146.65	11,108,267.35	-	-	-	24,163,414.00
12,114,644.21	248,822.65	-	-	-	12,363,466.86
12,010,499.58	1,151,386.46	-	-	-	13,161,886.04
11,392,066.78	2,001,391.80	-	-	-	13,393,458.58
10,866,158.00	17,704,939.42	-	-	-	28,571,097.42
14,502,354.17	1,224,115.05	-	-	-	15,726,469.22
5,590,387.73	15,828,229.21	-	-	-	21,418,616.94
3,227,923.67	22,304,733.87	-	-	-	25,532,657.54
2,000,000.00	6,205,891.60	-	-	-	8,205,891.60
1,049,466.69	-	-	-	-	1,049,466.69
339,739.08	-	339,739.08	-	-	-
314,005.12	-	-	-	-	-

( )

( )

2017 6 30

---

( )

18.

2017 1-6

---

( )

( )

2014 12 31

---

( )

18. ( )

2016

( )

( )

2017 06 30

---

( )

18. ( )

2017 1-6

\_\_\_\_\_

202,500,000.00 \_\_\_\_\_ - \_\_\_\_\_ - 202,500,000.00

202,500,000.00 \_\_\_\_\_ - \_\_\_\_\_ - 202,500,000.00

2016

\_\_\_\_\_

202,500,000.00 \_\_\_\_\_ - \_\_\_\_\_ - 202,500,000.00

202,500,000.00 \_\_\_\_\_ - \_\_\_\_\_ - 202,500,000.00

2017 3 15  
368,241,447.04

1

\_\_\_\_\_

5

( )

( )

2017 6 30

( )

18. ( )

\_\_\_\_\_

5

\_\_\_\_\_

5

19.

2017 1-6

20,280,171.53	4,223,362.87	3,401,967.45	-	-	21,101,566.95
<u>466,915.52</u>	<u>326,162.21</u>	<u>152,100.01</u>	<u>-</u>	<u>-</u>	<u>640,977.72</u>
<u>20,747,087.05</u>	<u>4,549,525.08</u>	<u>3,554,067.46</u>	<u>-</u>	<u>-</u>	<u>21,742,544.67</u>

2016

12,496,127.82	11,043,299.39	3,259,255.68	-	-	20,280,171.53
<u>139,884.16</u>	<u>4,334,342.79</u>	<u>3,070,712.80</u>	<u>936,598.63</u>	<u>-</u>	<u>466,915.52</u>
<u>12,636,011.98</u>	<u>15,377,642.18</u>	<u>6,329,968.48</u>	<u>936,598.63</u>	<u>-</u>	<u>20,747,087.05</u>

( )

( )

2017 6 30

( )

20.

/

<u>2017 6 30</u>		<u>2016 12 31</u>	
186,859,175.39	36,005,528.95	161,456,623.00	30,933,082.12
184,981,543.89	34,599,506.67	184,374,072.92	34,226,306.78
142,880,215.41	28,667,140.87	131,671,902.05	26,132,904.51
32,316,321.27	5,791,221.64	17,664,206.19	5,365,400.40
72,603,472.50	11,451,750.49	65,456,025.06	10,027,117.48
48,381,961.53	7,391,004.04	48,732,978.18	7,462,243.56
<u>407,988,973.74</u>	<u>68,413,146.55</u>	<u>397,705,293.54</u>	<u>65,317,517.52</u>
<u>1,076,011,663.73</u>	<u>192,319,299.21</u>	<u>1,007,061,100.94</u>	<u>179,464,572.37</u>

<u>2017 6 30</u>		<u>2016 12 31</u>	
4,662,925,437.33	1,163,715,329.88	4,662,925,437.33	1,166,987,638.36
2,317,475,009.68	532,426,339.75	2,517,680,839.71	513,065,423.79
297,376,108.16	75,748,793.51	363,305,563.54	88,790,680.87
<u>443,995,857.06</u>	<u>66,599,378.57</u>	<u>449,980,225.79</u>	<u>67,497,033.88</u>
<u>7,721,772,412.23</u>	<u>1,838,489,841.71</u>	<u>7,993,892,066.37</u>	<u>1,836,340,776.90</u>

<u>2017 06 30</u>		<u>2016 12 31</u>	
<u>49,914,014.26</u>	<u>142,405,284.95</u>	<u>49,914,014.26</u>	<u>129,550,558.11</u>
<u>49,914,014.26</u>	<u>1,788,575,827.45</u>	<u>49,914,014.26</u>	<u>1,786,426,762.64</u>

( )

( )

2017 6 30

( )

20.

/ ( )

2017 06 30

2016 12 31

1,924,677,124.65

1,824,800,713.53

37,682,667.29

34,924,877.66

1,962,359,791.94

1,859,725,591.19

2017 06 30

2016 12 31

2017

222,507,792.95

247,090,930.67

2018

240,140,882.66

397,031,376.14

2019

397,773,527.71

404,835,324.75

2020

169,264,788.57

255,805,680.50

2021

525,495,312.09

520,037,401.47

2022

407,177,487.96

34,924,877.66

1,962,359,791.94

1,859,725,591.19



( )

( )

2017 6 30

---

( )

( )

2017 6 30

---

( )

23.

2017 06 30	2016 12 31
4,507,481,901.33	3,806,209,697.21
<u>20,000,000.00</u>	<u>20,000,000.00</u>
<u>4,527,481,901.33</u>	<u>3,826,209,697.21</u>

2017 06 30 1.8759%~4.6000%(2016 12 31 1.652%~4.785%)

2017 06 30 (2016 12 31 )

2017 06 30 27,541,859.35  
(2016 12 31 28,875,138.34 )  
12,491,104.18 (2016 12 31 12,674,470.15 )  
20,000,000.00

24.

2017 06 30	2016 12 31
<u>126,141,459.17</u>	<u>124,588,073.72</u>

2017 06 30 (2016 12 31 )

( )

( )

2017 6 30

( )

25.

2

2017 06 30      2016 12 31

1,159,292,251.62      1,024,791,136.80

2017 06 30      1      (2016 12 31 )

26.

2017 06 30      2016 12 31

219,444,337.50      385,744,475.33

2017 06 30      1      (2016 12 31 )

27.

2017 1-6

	426,264,005.70	1,225,699,537.17	1,298,218,393.35	353,745,149.52
( )	8,731,948.87	100,079,288.14	96,734,979.23	12,076,257.78
	<u>9,197,527.41</u>	<u>1,829,739.65</u>	<u>3,195,533.47</u>	<u>7,831,733.59</u>
	<u>444,193,481.98</u>	<u>1,327,608,564.96</u>	<u>1,398,148,906.05</u>	<u>373,653,140.89</u>

2016

	358,653,106.88	2,100,157,512.54	2,032,546,613.72	426,264,005.70
( )	6,172,878.54	178,041,140.27	175,482,069.94	8,731,948.87
	<u>11,824,533.76</u>	<u>5,786,053.08</u>	<u>8,413,059.43</u>	<u>9,197,527.41</u>
	<u>376,650,519.18</u>	<u>2,283,984,705.89</u>	<u>2,216,441,743.09</u>	<u>444,193,481.98</u>

( )

( )

2017 6 30

( )

27.

( )

2017 1-6

396,336,045.49	1,075,252,746.38	1,155,399,753.31	316,189,038.56
15,841,934.71	42,092,830.58	37,424,668.73	20,510,096.56
1,221,808.34	52,146,793.30	49,502,725.13	3,865,876.51
822,623.80	46,071,000.62	44,474,430.93	2,419,193.49
377,537.38	3,590,677.09	2,556,693.89	1,411,520.58
21,647.16	2,485,115.59	2,471,600.31	35,162.44
4,276,124.11	42,869,095.07	43,831,020.86	3,314,198.32
<u>8,588,093.05</u>	<u>13,338,071.84</u>	<u>12,060,225.32</u>	<u>9,865,939.57</u>
<u>426,264,005.70</u>	<u>1,225,699,537.17</u>	<u>1,298,218,393.35</u>	<u>353,745,149.52</u>

2016

337,159,178.80	1,828,178,647.49	1,769,001,780.80	396,336,045.49
9,518,109.31	82,464,456.88	76,140,631.48	15,841,934.71
832,377.84	91,055,340.53	90,665,910.03	1,221,808.34
694,136.22	79,410,108.76	79,281,621.18	822,623.80
116,703.79	6,922,559.29	6,661,725.70	377,537.38
21,537.83	4,722,672.48	4,722,563.15	21,647.16
3,129,487.32	77,873,035.54	76,726,398.75	4,276,124.11
<u>8,013,953.61</u>	<u>20,586,032.10</u>	<u>20,011,892.66</u>	<u>8,588,093.05</u>
<u>358,653,106.88</u>	<u>2,100,157,512.54</u>	<u>2,032,546,613.72</u>	<u>426,264,005.70</u>

2017 1-6

8,532,422.81	95,161,024.45	91,866,704.17	11,826,743.09
<u>199,526.06</u>	<u>4,918,263.69</u>	<u>4,868,275.06</u>	<u>249,514.69</u>
<u>8,731,948.87</u>	<u>100,079,288.14</u>	<u>96,734,979.23</u>	<u>12,076,257.78</u>

2016

5,979,543.79	168,657,038.74	166,104,159.72	8,532,422.81
<u>193,334.75</u>	<u>9,384,101.53</u>	<u>9,377,910.22</u>	<u>199,526.06</u>
<u>6,172,878.54</u>	<u>178,041,140.27</u>	<u>175,482,069.94</u>	<u>8,731,948.87</u>

( )

( )

2017 6 30

---

( )

28.

2017 06 30	2016 12 31
321,659,021.82	315,503,170.65
91,065,966.05	102,691,878.12
24,174,604.89	31,726,550.40
9,802,885.55	9,431,154.86
4,952,539.90	6,207,082.27
951,527.12	1,858,959.99
<u>9,767,085.15</u>	<u>10,779,127.62</u>
<u><u>462,373,630.48</u></u>	<u><u>478,197,923.91</u></u>

29.

2017 06 30	2016 12 31
70,849,429.28	158,016,292.98
5,255,273.25	10,233,719.30
<u>8,080,592.47</u>	<u>7,918,870.98</u>
<u><u>84,185,295.00</u></u>	<u><u>176,168,883.26</u></u>

( )

( )

2017 6 30

---

( )

30.

	2017 06 30	2016 12 31
	873,911,247.63	1,711,025.08
	<u>141,406,653.74</u>	<u>-</u>
	<u>1,015,317,901.37</u>	<u>1,711,025.08</u>
2017 06 30	1	(2016 12 31 )

31.

	2017 06 30	2016 12 31
	22,339,464.90	25,236,818.52
	194,646,822.66	196,043,941.12
	728,811,722.77	595,665,719.50
	339,748,911.52	269,928,915.61
	119,403,998.49	143,431,296.16
	18,766,733.50	26,818,892.30
	<u>11,535,193.23</u>	<u>6,526,796.02</u>
	<u>1,435,252,847.07</u>	<u>1,263,652,379.23</u>

2017 06 30

( )

( )

2017 6 30

( )

32.

	2017 06 30	2016 12 31
	10,745,622.96	10,745,622.96
	369,305,843.01	314,358,766.45
	327,508,918.76	-
( 35)	<u>-</u>	<u>1,499,072,274.31</u>
	<u>707,560,384.73</u>	<u>1,824,176,663.72</u>

33.

	2017 06 30	2016 12 31
-	56,687,602.17	43,169,505.27
	8,366,204.20	8,316,204.20
	-	499,752,756.27
	<u>8,097,808.94</u>	<u>7,881,460.28</u>
	<u>73,151,615.31</u>	<u>559,119,926.02</u>

500,000,000.00 2016/8/18 9 500,000,000.00 499,752,756.27 - 247,243.73 (500,000,000.00) -

( )

( )

2017 6 30

( )

34.

	2017 06 30	2016 12 31
1	222,414,606.31	274,392,339.94
	5,270,453,461.82	1,886,512,692.15
2	<u>17,000,000.00</u>	<u>22,000,000.00</u>
	<u>5,509,868,068.13</u>	<u>2,182,905,032.09</u>

1

2017 06 30		2016 12 31
268,371,532		50,000,000.00
	30,000,000.00	

2017 06 30	Pramerica-Fosun China	2016 12 31
Opportunity Fund,L.P	SISRAM	
100%		
291,296,449.32	42,999,593.96	13,120,253.16
88,881,843.01		

2017 06 30	2016 12 31	2017 06 30
2.6500%-3.7684%	2.6500%-3.7684%	2.6500%-3.7684%

2017 06 30	(2016
12 31 )	

2

	21,100,162.7
	57,742,166.49
	27,000,000.00
10,000,000.00	



( )

( )

2017 6 30

( )

35.

	2017 06 30	2016 12 31
	399,237,408.79	398,917,665.05
	<u>4,236,359,086.64</u>	<u>2,989,134,927.96</u>
	<u><u>4,635,596,495.43</u></u>	<u><u>3,388,052,593.01</u></u>

2017 6 30

				( )			
400,000,000.00	10/09/2015	3	400,000,000.00	398,917,665.05	-	319,743.74	-
3,000,000,000.00	04/03/2016	5	3,000,000,000.00	2,989,134,927.96	-	2,317,070.54	-
1,250,000,000.00	14/03/2017	5	1,250,000,000.00	-	1,244,375,000.00	532,088.14	-

2016 12 31

				( )			
1,500,000,000.00	25/04/2012	5	1,500,000,000.00	1,496,219,914.76	-	2,852,362.55	-
400,000,000.00	10/09/2015	3	400,000,000.00	399,104,062.03	-	(186,399.98)	-
3,000,000,000.00	04/03/2016	5	3,000,000,000.00	-	2,985,000,000.00	4,134,927.96	-

36.

	2017 06 30	2016 12 31
1	170,574,350.96	167,419,951.92
	22,802,407.78	24,202,320.90
	28,302,587.94	27,836,329.42
	108,221,040.00	330,417,758.78
	3,768,294.88	8,583,355.73
	141,680,805.75	145,897,205.75
	<u>460,229.61</u>	<u>460,229.61</u>
	<u><u>475,809,716.92</u></u>	<u><u>704,817,152.11</u></u>

1

170,574,350.96 2019

( )

( )

2017 6 30

( )

37.

2017 1-6

318,783,075.04	3,351,740.00	7,899,072.48	314,235,742.56
15,759,378.22	15,216,383.20	14,643,934.75	16,331,826.67
<u>12,163,670.58</u>	<u>-</u>	<u>466,258.52</u>	<u>11,697,412.06</u>
<u>346,706,123.84</u>	<u>18,568,123.20</u>	<u>23,009,265.75</u>	<u>342,264,981.29</u>

2016

146,458,496.15	311,932,699.29	139,608,120.40	318,783,075.04
9,793,144.54	21,855,860.69	15,889,627.01	15,759,378.22
<u>13,065,960.89</u>	<u>-</u>	<u>902,290.31</u>	<u>12,163,670.58</u>
<u>169,317,601.58</u>	<u>333,788,559.98</u>	<u>156,400,037.72</u>	<u>346,706,123.84</u>

2017 06 30

15,128,098.67	-	-	179,400.00	14,948,698.67
218,677,248.69	2,500,000.00	3,300,817.59	2,517,612.54	215,358,818.56
<u>84,977,727.68</u>	<u>851,740.00</u>	<u>-</u>	<u>1,901,242.35</u>	<u>83,928,225.33</u>
<u>318,783,075.04</u>	<u>3,351,740.00</u>	<u>3,300,817.59</u>	<u>4,598,254.89</u>	<u>314,235,742.56</u>

2016 12 31

1,450,000.00	16,578,098.67	2,900,000.00	-	15,128,098.67
98,081,464.48	252,630,000.00	132,034,215.79	-	218,677,248.69
<u>46,927,031.67</u>	<u>42,724,600.62</u>	<u>4,673,904.61</u>	<u>-</u>	<u>84,977,727.68</u>
<u>146,458,496.15</u>	<u>311,932,699.29</u>	<u>139,608,120.40</u>	<u>-</u>	<u>318,783,075.04</u>

( )

( )

2017 6 30

( )

38.

2017 06 30      2016 12 31

218,424,269.44      -

39.

2017 6 30

	4				3		
1.	-	-	-	-	-	-	-
2.	-	-	-	-	-	-	-
3.	103,514,066	-	-	-	(1,296,860)	(1,296,860)	102,217,206
	100,436,681	-	-	-	-	-	100,436,681
	<u>3,077,385</u>	-	-	-	<u>(1,296,860)</u>	<u>(1,296,860)</u>	<u>1,780,525</u>
	103,514,066	-	-	-	(1,296,860)	(1,296,860)	102,217,206
1.	<u>2,310,997,979</u>	<u>80,656,500</u>	-	-	<u>1,259,360</u>	<u>81,915,860</u>	<u>2,392,913,839</u>
	<u>2,310,997,979</u>	<u>80,656,500</u>	-	-	<u>1,259,360</u>	<u>81,915,860</u>	<u>2,392,913,839</u>
	<u>2,414,512,045</u>	<u>80,656,500</u>	-	-	<u>(37,500)</u>	<u>80,619,000</u>	<u>2,495,131,045</u>

2016

	1				2		
1.	-	-	-	-	-	-	-
2.	-	-	-	-	-	-	-
3.	5,176,680	100,436,681	-	-	(2,099,295)	98,337,386	103,514,066
	-	100,436,681	-	-	-	100,436,681	100,436,681
	<u>5,176,680</u>	-	-	-	<u>(2,099,295)</u>	<u>(2,099,295)</u>	<u>3,077,385</u>
	5,176,680	100,436,681	-	-	(2,099,295)	98,337,386	103,514,066
1.	<u>2,308,898,684</u>	-	-	-	<u>2,099,295</u>	<u>2,099,295</u>	<u>2,310,997,979</u>
	<u>2,308,898,684</u>	-	-	-	<u>2,099,295</u>	<u>2,099,295</u>	<u>2,310,997,979</u>
	<u>2,314,075,364</u>	<u>100,436,681</u>	-	-	-	<u>100,436,681</u>	<u>2,414,512,045</u>

( )

( )

2017 6 30

---

( )

39. ( )

1 2016 11 8

(A )100,436,681

22.90 /

2,299,999,994.90

2,275,249,558.22

52,401,746

39,301,310

8,733,625

36

2019 11 8

( )

( )

2017 6 30

---

( )

39. ( )

3 2017 1 12

24  
1,259,360

A

A  
2017 1 19  
2017 2 24  
A

4

2016 6 7

2015  
( )  
80,656,500.00

2016 7 4

/  
1  
28.80 2017 5 24  
/  
80,656,500.00

80,656,500

( )

( )

2017 6 30

---

( )

40.

2017 1-6

7,041,328,301.65	1,971,195,924.09	-	9,012,524,225.74
7,467,531.86	-	-	7,467,531.86
(2,031,827,036.51)	61,796,872.10	(135,449,113.80)	(2,105,479,278.21)
26,726,713.32	5,178,553.98	(14,923,416.00)	16,981,851.30
2,671,145,629.32	13,023,156.73	(86,070,550.69)	2,598,098,235.36
239,695,314.68	1,197,176.81	-	240,892,491.49
(117,615,473.47)	-	-	(117,615,473.47)

( )

( )

2017 6 30

---

( )

41.

2017 1-6

---

		3	2		
7,656,908.80	-	-	(7,656,908.80)	(7,656,908.80)	-
<u>19,161,983.50</u>	-	<u>(395,250.00)</u>	-	<u>(395,250.00)</u>	<u>18,766,733.50</u>
<u>26,818,892.30</u>	-	<u>(395,250.00)</u>	<u>(7,656,908.80)</u>	<u>18,052,158.80</u>	<u>18,766,733.50</u>

2016

---

			1		
en-B	15,088,614.40	-	-	(7,431,705.60)	(7,431,705.60) 7,656,908.80(9,243,316.50)
	28,405,300.00	-	-	(9,243,316.50)	

( )

( )

2017 6 30

( )

41. ( )

2 2017 1 12

A

24

1,259,360

A

2017 1 19

7,656,908.80

3

A

2017 2 24

37,500

A

10.54

395,250.00

42.

2016  
1 1

2016  
12 31

2017  
6 30

341,255,545.44	114,688,937.23	455,944,482.67	(30,360,588.29)	425,583,894.38
622,443,176.55	(140,274,988.35)	482,168,188.20	(134,855,550.68)	347,312,637.52
<u>(44,953,910.91)</u>	<u>(63,543,967.02)</u>	<u>(108,497,877.93)</u>	<u>5,148,975.99</u>	<u>(103,348,901.94)</u>
<u>918,744,811.08</u>	<u>(89,130,018.14)</u>	<u>829,614,792.94</u>	<u>(160,067,162.98)</u>	<u>669,547,629.96</u>



( )

( )

2017 6 30

( )

42. ( )

2017 1-6

(40,480,784.39)	-	(10,120,196.10)	(30,360,588.29)	-
(25,350,150.00)	123,163,514.46	(13,041,887.37)	(134,855,550.68)	(616,226.41)
<u>(5,815,736.05)</u>	<u>-</u>	<u>-</u>	<u>5,148,975.99</u>	<u>(10,964,712.04)</u>
<u>(71,646,670.44)</u>	<u>123,163,514.46</u>	<u>(23,162,083.47)</u>	<u>(160,067,162.98)</u>	<u>(11,580,938.45)</u>

2016

152,918,582.97	-	38,229,645.74	114,688,937.23	-
100,699,698.21	313,968,893.23	(68,773,880.83)	(140,274,988.35)	(4,220,325.84)
<u>(42,332,874.68)</u>	<u>-</u>	<u>-</u>	<u>(63,543,967.02)</u>	<u>21,211,092.34</u>
<u>211,285,406.50</u>	<u>313,968,893.23</u>	<u>(30,544,235.09)</u>	<u>(89,130,018.14)</u>	<u>16,990,766.50</u>

43.

2017 1-6

2,114,617,076.15	-	-	2,114,617,076.15
<u>6,928,242.66</u>	<u>-</u>	<u>-</u>	<u>6,928,242.66</u>
<u>2,121,545,318.81</u>	<u>-</u>	<u>-</u>	<u>2,121,545,318.81</u>

2016

1,988,490,631.79	126,126,444.36	-	2,114,617,076.15
<u>6,928,242.66</u>	<u>-</u>	<u>-</u>	<u>6,928,242.66</u>
<u>1,995,418,874.45</u>	<u>126,126,444.36</u>	<u>-</u>	<u>2,121,545,318.81</u>

( )

( )

2017 6 30

---

( )

43. ( )

50% 10%

44.

	2017 1-6	2016 1-6
	8,993,790,666.47	6,936,968,682.49
	1,689,059,654.89	1,500,266,407.57
	-	-
	<u>873,295,865.75</u>	<u>740,504,115.35</u>
	<u>9,809,554,455.61</u>	<u>7,696,730,974.71</u>

( )

( )

2017 6 30

( )

45.

<u>2017 1-6</u>		<u>2016 1-6</u>	
8,278,795,355.67	3,520,987,471.56	6,893,429,109.15	3,149,037,130.03
<u>74,227,196.27</u>	<u>50,905,425.66</u>	<u>43,662,129.30</u>	<u>79,537,376.94</u>
<u>8,353,022,551.94</u>	<u>3,571,892,897.22</u>	<u>6,937,091,238.45</u>	<u>3,228,574,506.97</u>

2017 1-6	2016 1-6
7,176,192,547.81	6,052,259,633.71
1,102,602,807.86	841,169,475.44
3,028,852.93	918,730.42
3,869,855.02	2,335,090.85
<u>67,328,488.32</u>	<u>40,408,308.03</u>
<u>8,353,022,551.94</u>	<u>6,937,091,238.45</u>

46.

2017 1-6	2016 1-6
40,702,447.42	34,784,043.17
25,142,041.93	21,814,743.78
9,826,563.45	1,977,509.94
16,872,821.45	-
6,704,027.89	-
327,132.62	-
4,864,079.49	-
<u>410,676.24</u>	<u>649,636.57</u>
<u>104,849,790.49</u>	<u>59,225,933.46</u>

( )

( )

2017 6 30

---

( )

47.

2017 1-6	2016 1-6
1,711,837,975.76	1,230,195,458.45
330,411,774.41	266,872,510.86
95,211,927.62	44,748,051.17
71,839,468.61	68,821,047.60
12,416,255.68	8,308,008.98
<u>61,327,763.90</u>	<u>60,815,608.10</u>
<u>2,283,045,165.98</u>	<u>1,679,760,685.16</u>

48.

2017 1-6	2016 1-6
461,320,124.23	307,236,237.14
374,927,422.41	320,198,471.59
104,723,774.54	114,386,428.15
62,311,647.63	51,367,267.42
59,224,417.95	53,773,778.82
28,184,827.89	15,963,513.23
-	19,944,439.06
<u>125,770,530.56</u>	<u>88,077,013.82</u>
<u>1,216,462,745.21</u>	<u>970,947,149.23</u>

( )

( )

2017 6 30

---

( )

49.

2017 1-6	2016 1-6
272,878,793.64	236,979,892.79
33,969,356.52	35,971,944.24
4,857,921.11	2,527,043.48
10,554,552.83	(12,095,349.73)
<u>6,442,241.46</u>	<u>11,986,918.95</u>
<u><u>251,048,310.30</u></u>	<u><u>198,372,474.29</u></u>

50.

2017 1-6	2016 1-6
5,714,825.18	18,282,520.41
27,099,427.39	4,283,231.60
<u>18,706,000.00</u>	<u>-</u>
<u><u>51,520,252.57</u></u>	<u><u>22,565,752.01</u></u>

51.

2017 1-6	2016 1-6
<u><u>3,561,625.78</u></u>	<u><u>7,414,661.04</u></u>

( )

( )

2017 6 30

( )

52.

2017 1-6	2016 1-6
754,378,948.97	717,195,928.76
248,302,663.78	91,313,096.67
231,192,629.26	267,004,679.35
7,298,270.99	-
16,440,880.03	170,479.34
<u>8,959,793.78</u>	<u>3,114,486.70</u>
<u>1,266,573,186.81</u>	<u>1,078,798,670.82</u>

53.

2017 1-6	2016 1-6	2017 1-6
<u>37,665,146.31</u>	-	<u>14,457,275.38</u>
<u>37,665,146.31</u>	-	<u>14,457,275.38</u>

2017 1-6	2016 1-6	/
1,631,855.31	-	
25,245,169.68	-	
2,676,858.96	-	
3,678,862.36	-	
<u>4,432,400.00</u>	-	
<u>37,665,146.31</u>	-	

( )

( )

2017 6 30

( )

54.

2017 1-6	2016 1-6	2017 1-6
7,417,786.07	82,263,474.44	7,417,786.07
2,360,730.08	356,133.51	2,360,730.08
2,360,730.08	356,133.51	2,360,730.08
737,648.14	487,246.99	737,648.14
441,270.14	1,720,914.15	441,270.14
<u>3,927,661.20</u>	<u>2,646,971.82</u>	<u>3,927,661.20</u>
<u>14,885,095.63</u>	<u>87,474,740.91</u>	<u>14,885,095.63</u>

2017 1-6	2016 1-6	/
6,826,942.20	853,429.08	
590,843.87	70,373,650.00	
-	3,009,540.36	
-	5,708,055.00	
-	2,068,800.00	
-	250,000.00	
<u>7,417,786.07</u>	<u>82,263,474.44</u>	

55.

2017 1-6	2016 1-6	2017 1-6
3,422,620.00	3,686,774.12	3,422,620.00
3,422,620.00	3,686,774.12	3,422,620.00
1,616,684.00	685,320.27	1,616,684.00
3,795,770.28	183,688.53	3,795,770.28
628,636.59	815,521.98	628,636.59
6,218.11	8,438.27	6,218.11
<u>1,131,295.29</u>	<u>1,353,048.07</u>	<u>1,131,295.29</u>
<u>10,601,224.27</u>	<u>6,732,791.24</u>	<u>10,601,224.27</u>

( )

( )

2017 6 30

---

( )

56.



( )

( )

( )

2017 6 30

---

( )

58.

(1)  
(2) ( )

2017 1-6

2016 1-6

1,689,059,654.89

1,500,266,407.57

623,183.75

1,265,395.20

1,688,436,471.14

1,499,001,012.37

( )

( )

2017 6 30

---

5#

( )

58.

( )

( )

( )

2017 6 30



( )

59.

( )

	2017 1-6	2016 1-6
3	-	98,113,600.00
	<u>16,186,094.80</u>	<u>4,472,485.70</u>
	<u>16,186,094.80</u>	<u>102,586,085.70</u>
	127,991,915.00	54,669,934.42
	<u>1,219,862.77</u>	<u>-</u>
	<u>129,211,777.77</u>	<u>54,669,934.42</u>
	377,677,276.84	177,045,644.85
	<u>29,267,992.87</u>	<u>174,270,498.97</u>
	<u>406,945,269.71</u>	<u>351,316,143.82</u>

( )

( )

2017 6 30

---

( )

60.

(1)

	2017 1-6	2016 1-6
	1,926,618,982.20	1,748,625,488.58
	51,520,252.57	22,565,752.01
	320,465,222.61	283,416,975.66
	90,362,045.30	92,638,013.04
	3,554,067.46	2,611,093.00
	1,061,889.92	3,330,640.61
	6,218.11	8,438.27
	3,561,625.78	7,414,661.04
	234,051,516.01	235,242,197.33
	(1,266,573,186.81)	(1,078,798,670.81)
	(8,283,436.73)	(7,549,932.76)
	(20,894,330.33)	(14,526,335.31)
	(267,102,361.76)	(46,603,791.76)
	(573,866,916.03)	(305,833,072.73)
/( )	<u>609,084,770.07</u>	<u>(6,487,885.71)</u>
	<u>1,103,566,358.37</u>	<u>936,053,570.46</u>

( )

( )

2017 6 30

---

( )

60.

( )

(1)

( )

2017 6 30

2016 6 30

8,791,529,408.13

3,845,728,341.21

4,538,036,620.20

3,348,593,521.11

-

-

-

-

4,253,492,787.93

497,134,820.10

(2)

2017 1-6

2016 1-6

590,549,715.14

76,489,515.86

584,007,982.07

33,689,515.86

6,228,822.10

-

56,978,991.11

223,343.53

533,257,813.06

33,466,172.33

( )

( )

2017 6 30

---

( )

60.

( )

( )

2017 6 30

---

( )

61.

	2017	2016	
	505,477,163.22	906,195,427.16	1
	85,284,025.84	32,023,832.81	2
	<u>33,591,266.88</u>	<u>34,017,751.77</u>	3
	<u>624,352,455.94</u>	<u>972,237,011.74</u>	
1	2017 06 30 906,195,427.16 )	505,477,163.22 (2016 12 31 3 6	
2	2017 06 30 32,023,832.81 )	85,284,025.84 (2016 12 31	
3	2017 06 30 34,017,751.77 ) 2017 )	33,591,266.88 (2016 12 31 426,484.89 (2016 801,955.19	



( )

( )

2017 6 30

---

( )

62.

	<u>2017 6 30</u>		<u>2016 12 31</u>			
	514,397,821.69	6.7744	3,484,736,603.29	207,978,369.73	6.9370	1,442,745,950.79
	1,353,089,273.87	0.8679	1,174,346,180.79	112,889,996.57	0.8945	100,980,101.93
2 0 # 1 6	2,762,158.44	7.7496	7 . 5 7			

( )

( )

2017 6 30

1.

84,641,970.48 ( 585,002,978.97 )  
Breas80% 2017 3 15 Breas  
Breas Medical  
2017 3 15 2017 3 15 Breas  
Medical

5,546,736.17

2017 3 23

2017 3 23

2017 3 23

56,978,991.11	56,978,991.11
66,748,653.61	66,748,653.61
4,391,985.45	4,391,985.45
12,088,491.89	12,088,491.89
68,563,754.00	65,906,333.31
198,352.72	198,352.72
40,838,301.82	23,820,895.34
5,570,578.48	5,570,578.48
148,532,475.62	22,316,460.45
4,528,746.38	4,528,746.38
780,211.24	780,211.24
19,056,350.51	19,056,350.51
4,000.00	4,000.00
26,782,004.56	26,782,004.56
4,461,240.94	4,461,240.94
38,952,315.53	38,952,315.53
6,188,460.52	6,188,460.52
<u>37,277,519.18</u>	<u>5,055,772.02</u>
<u>276,498,651.08</u>	<u>162,829,555.90</u>
<u>54,190,382.98</u>	
<u>368,241,447.04</u>	
<u>590,549,715.14</u>	

( )

( )

2017 6 30



( )

1.

( )

584,007,982.07

4,419,739.42

2,121,993.65

4,419,739.42

6 30

150,949,381.80

5,216,185.43

(20,143,500.29)

(12,152,407.57)

(364,106.69)

( )

( )

2017 6 30

1.

---

			*
	( )		
( )	35,000.00	-	71.34%
( )	\$1,428.80	-	76%
( )	\$25,832	100.00%	-
( )	1,000	100.00%	-
( ) ( )	150,000	100.00%	-
( )	\$6,158.72	67.36%	32.64%



( )

( )

2017 6 30

( )

2.

( )

( )		80,000	-	50.00%
( )	Richard Liqun Wang	\$4,000	-	50.00%
( )		67,497	25.00%	-
( )		12,741.84	50.00%	-
( )		10,000	49.00%	-
( )		6,000	-	25.00%
SD Biosensor, INC. (SDB)	Young-Shik Cho	KRW420,001	-	17.15%
Products, Inc. (NSP)			15.26%	-
( )		100,000	45%	-
HEALTHY HARMONY HOLDINGS, L.P. (HHH)	Healthy Harmony GP, Inc.		-	42.909%
( )			-	24.14%
Amerigen Pharmaceuticals Ltd.	Darrin Prescott		30%	-
Sovereign Medical Services, Inc.	Jonh H. Hajjar M.D.		-	32.40%
Ambrx, Inc.	Lawson Machael			
( )		150,000	20%	-
Saladax Biomedical, Inc. (Saladax)		\$2,600	24.74%	-
We Doctor Group Limited ( )			-	9.733%

( )

( )

2017 6 30

---

( )

2.

( )

2017 06 30

2016 12 31

145,776,979,775.66

132,546,745,462.27

20,170,067,499.37

25,620,264,829.79



28,612,361,348.30

25,102,229,197.24

( )

( )

2017 6 30





( )

( )

2017 6 30

( )

1. ( )

2016 12 31

---

	-	5,996,029,734.10	-	5,996,029,734.10
48,488,849.31	-	-	-	48,488,849.31
-	-	2,674,435,887.42	2,674,435,887.42	2,674,435,887.42
-	424,856,792.73	-	-	424,856,792.73
-	1,965,005,507.57	-	-	1,965,005,507.57
-	82,208,216.72	-	-	82,208,216.72
-	2,732,501.16	-	-	2,732,501.16
-	230,873,603.01	-	-	230,873,603.01
-	3,790,720.49	-	-	3,790,720.49
<u>48,488,849.31</u>	<u>8,705,497,075.78</u>	<u>2,674,435,887.42</u>	<u>11,428,421,812.51</u>	

---

-	3,826,209,697.21	3,826,209,697.21	
-	124,588,073.72	124,588,073.72	
-	1,024,791,136.80	1,024,791,136.80	
-	1,711,025.08	1,711,025.08	
-	176,168,883.26	176,168,883.26	
-	1,236,833,486.93	1,236,833,486.93	
-	3,388,052,593.01	3,388,052,593.01	
-	2,182,905,032.09	2,182,905,032.09	
-	680,154,601.60	680,154,601.60	
-	507,634,216.55	507,634,216.55	
-	<u>1,824,176,663.72</u>	<u>1,824,176,663.72</u>	
-	<u>14,973,225,409.97</u>	<u>14,973,225,409.97</u>	

( )

( )

2017 6 30

---

( )

2.

---

2017 06 30  
10,807,501.33 (2016 12 31 7,519,697.21 )

2017 06 30  
10,807,501.33 (2016 12 31  
7,519,697.21 )

---

2017 06 30  
357,122,525.60 (2016 12 31 588,220,549.22 ) 2017 06 30  
176,435,080.04  
(2016 12 31 199,197,013.98 ) 2017 06 30  
1 6  
( )

2017 1-6

( )

( )

2017 6 30

---

( )

3.

( )

( )

2017 6 30

( )

3. ( )

( )

06 30

2017 06 30

		1	1 3	3 6	6
2,574,463,088.86	2,414,018,923.85	42,040,261.31	41,790,812.27	60,420,366.71	16,192,724.72
288,057,713.48	288,057,713.48	-	-	-	-
389,144,484.36	389,144,484.36	-	-	-	-
2,367,183.26	2,367,183.26	-	-	-	-
1,444,444.46	1,444,444.46	-	-	-	-
<u>45,686,522.01</u>	<u>45,686,522.01</u>	<u>-</u>	<u>-</u>	<u>-</u>	<u>-</u>

2016 12 31

		1	1 3	3 6	6
1,965,005,507.57	1,810,092,678.92	58,728,150.56	67,243,753.92	13,565,965.19	15,374,958.98
230,873,603.01	230,873,603.01	-	-	-	-
424,856,792.73	424,856,792.73	-	-	-	-
2,732,501.16	2,732,501.16	-	-	-	-
3,790,720.49	3,790,720.49	-	-	-	-
<u>82,208,216.72</u>	<u>82,208,216.72</u>	<u>-</u>	<u>-</u>	<u>-</u>	<u>-</u>

2017 06 30

2017 06 30

( )

( )

2017 6 30

---

( )

( )

2017 6 30

---

( )

3.         

( )

---

---

( )

( )

2017 6 30

---

( )

3. ( )

( )

2017 1-6

	/( )	/( )	/( )	/( )
	1%	(15,839,625.00)	-	(15,839,625.00)
	1%	(47,379,839.33)	-	(47,379,839.33)
	(1%)	15,839,625.00	-	15,839,625.00
	(1%)	47,379,839.33	-	47,379,839.33

2016 1-6

	/( )	/( )	/( )	/( )
	1%	(15,140,973.93)	-	(15,140,973.93)
	1%	(23,557,444.75)	-	(23,557,444.75)
	(1%)	15,140,973.93	-	15,140,973.93
	(1%)	23,557,444.75	-	23,557,444.75

( )

( )

2017 6 30

( )

3. ( )

( )

17.58%(2016 14.51%)

( )

2017 1-6

	/( )	/( )	/( )	/( )
5%	(5,530,182.47)		-	(5,530,182.47)
5%	5,530,182.47		-	5,530,182.47
5%	43,925,566.29		-	43,925,566.29
5%	(43,925,566.29)		-	(43,925,566.29)

2016 1-6

	/( )	/( )	/( )	/( )
5%	(13,585,389.38)		-	(13,585,389.38)
5%	13,585,389.38		-	13,585,389.38
5%	(3,041,588.82)		-	(3,041,588.82)
5%	3,041,588.82		-	3,041,588.82



( )

( )

2017 6 30

( )

3.

( )

( )

2017 06 30

( 2)

( 11)

/

	2017 06 30	2017 1-6 /	2016 06 30	2016 1-6 /
A	3,343	3,444/ 3,197	3,066	3,518/2,778
A	1,985	2,141/ 1,855	2,065	2,232/1,702
	25,765	26,063/ 22,134	20,794	21,622/18,319
	1,818	1,992/ 1,728	2,228	2,491/1,880
			4,843	4,974/4,266
NZX50	7,611	7,685/ 6,971	6,898	7,039/5,933

( )

( )

2017 6 30

( )

3.

( )

( )

\_\_\_\_\_ ( )

10% ( )

2017 1-6

/( )

/( )

/( )

351,791,948.52	-	26,384,396.14	26,384,396.14
256,150,871.22	-	19,272,853.74	19,272,853.74
29,673,909.99	-	2,967,391.00	2,967,391.00
162,435,130.53	-	15,706,486.74	15,706,486.74
27,094,280.95	2,709,428.10	-	2,709,428.10
34,814,700.00	-	3,481,470.00	3,481,470.00
195,638,260.16	-	19,563,826.02	19,563,826.02

2016 1-6

/( )

/( )

/( )

57,694,376.07	-	4,327,078.21	4,327,078.21
577,155,866.90	-	43,286,690.02	43,286,690.02
53,994,480.00	-	4,137,550.80	4,137,550.80
73,260,461.25	-	7,326,046.12	7,326,046.12
74,674,313.55	-	7,092,601.94	7,092,601.94
26,973,686.48	2,697,368.65	-	2,697,368.65
225,133,784.78	-	22,513,378.48	22,513,378.48

( )

( )

2017 6 30

---

( )

4.

2017 1-6 2016

2017 6 30	2016 12 31
4,527,481,901.33	3,826,209,697.21
369,305,843.01	1,813,431,040.76
-	499,752,756.27
4,635,596,495.43	3,388,052,593.01
5,509,868,068.13	2,182,905,032.09
28,302,587.94	27,836,329.42
<u>8,791,529,408.13</u>	<u>4,538,036,620.20</u>
<u>6,279,025,487.71</u>	<u>7,200,150,828.56</u>
<u>27,479,570,401.24</u>	<u>25,250,325,935.96</u>
<u>33,758,595,888.95</u>	<u>32,450,476,764.52</u>
<u>19%</u>	<u>22%</u>

( )

( )

2017 6 30

1.

2017 6 30

---

( ) ( ) ( )

27,094,280.95 - - 27,094,280.95

834,866,560.26 195,638,260.16 - 1,030,504,820.42

861,960,841.21 195,638,260.16 - 1,057,599,101.37

2016 12 31

---

( ) ( ) ( )

48,488,849.31 - - 48,488,849.31

718,357,042.66 262,774,154.35 - 981,131,197.01

766,845,891.97 262,774,154.35 - 1,029,620,046.32

( )

( )

2017 6 30

( )

2.

2017 6 30

---

( )	( )	( )
-	170,574,350.96	- 170,574,350.96
-	3,768,294.88	- 3,768,294.88
-	108,221,040.00	- 108,221,040.00
	169,983,393.69	- 169,983,393.69
-	5,396,834,601.63	- 5,396,834,601.63
( )	<u>2,916,000,000.00</u>	<u>1,633,722,674.56</u>
	<u>2,916,000,000.00</u>	<u>7,483,104,355.72</u>
		<u>- 4,549,722,674.56</u>
		<u>- 10,399,104,355.72</u>

2016 12 31

---

( )	( )	( )
-	167,419,951.92	- 167,419,951.92
-	8,583,355.73	- 8,583,355.73
-	330,417,758.78	- 330,417,758.78
-	173,733,535.17	- 173,733,535.17
-	2,112,877,995.26	- 2,112,877,995.26
( )	<u>4,470,600,000.00</u>	<u>394,981,573.42</u>
	<u>4,470,600,000.00</u>	<u>3,188,014,170.28</u>
		<u>- 4,865,581,573.42</u>
		<u>- 7,658,614,170.28</u>

( )

( )

2017 6 30

---

( )

3.

	2017 06 30	2016 12 31	2017 06 30	2016 12 31
( )	5,509,868,068.13	2,182,905,032.09	5,396,834,601.63	2,112,877,995.26
	4,635,596,495.43	4,887,124,867.32	4,549,722,674.56	4,865,581,573.42

2017 06 30

4.

218,424,269.44 (2016 12 31 )  
Breas 2018 4 2019 3



( )

( )

2017 06 30

---

( )

6.

2017 1-6

1.

( ) (%) (%)

( )  
( ) 500 206

480,000 37.75 37.75

2.

1.

3.

2.





( )

( )

2017 6 30

( )

4. ( )

( ) ( )

( ) ( )

( ) ( )

( ) ( )

Handa Pharmaceuticals, LLC ( )

( ) ( )

5.

(1)

	<u>2017 1-6</u>	<u>2016 1-6</u>
(1)a	72,037,757.32	40,466,058.37
	3,748,823.74	2,550,636.37
	1,798,689.82	869,486.85
	854,222.24	67,100.44
(1)b	211,859.60	262,352.24
	109,186.32	173,149.57
	14,800.63	-
	5,607.86	-
SD Biosensor, Inc.	<u>-</u>	<u>107,965.67</u>
	<u><u>78,780,947.53</u></u>	<u><u>44,496,749.51</u></u>

( )

( )

2017 6 30



( )

5. ( )

(1) ( )

2017 1-6

2016 1-6

(1)c

770,839,828.33  
162,560,655.27  
23,761,887.47

524,112,906.93  
137,737,712.72  
10,825,120.36

BDC BT/F8 9.96 Tf

( )

( )

2017 6 30



( )

5.

( )

(2)

		2017 1-6	2016 1-6
	(2)a	5,626,545.25	3,852,965.02
	(2)a	474,082.02	-
	(2)a	353,228.82	323,100.38
	(2)a	285,714.29	450,000.00
	(2)a	247,034.94	-
Chindex			
International.,Inc.	(2)a	166,350.00	-
	(2)a	151,283.01	364,704.98
	(2)a	135,671.29	-
	(2)a	-	230,796.08
		2017 1-6	2016 1-6
	(2)b	4,181,656.45	3,354,838.01



( )

( )

2017 6 30

---

( )

5. ( )

(1)

(a)

40,466,058.37 ) 72,037,757.32 (2016 1-6

(b)

211,859.60 (2016 1-6 262,352.24 )

(c)

770,839,828.33 (2016 1-6 524,112,906.93 )

(d)

232,564.75 2016 1-6 379,130.29

(e) 2017 2 23

(f)

2016 10 25 2016 10 25

( )

( )

2017 6 30

---

( )

5.

( )

(2)

(a)

Inc  
1-6

5,221,566.46 )

Chindex International.,  
7,439,909.62 (2016

(b)

4,181,656.45 (2016 1-6 3,354,838.01 )

(3)

(a)

5,543,033.15 (2016 1-6 2,645,141.24 )

(4)

) 39,413,089.00 (2016 1-6 46,163,666.24

( )

( )

2017 6 30

---

5



( )

( )

2017 6 30

7. ( )

<u>2017 06 30</u>		<u>2016 12 31</u>	
18,218,928.01	-	60,122,462.41	-
13,692,512.02	-	13,692,512.02	-
13,610,674.59	-	8,219,834.90	-
164,407.39	-	164,407.39	-
-	-	9,000.00	-
<u>45,686,522.01</u>	<u>-</u>	<u>82,208,216.72</u>	<u>-</u>

149,016.45	-	182,858.52	-
90,000.00	-	90,000.00	-
9,142.34	-	-	-
-	-	6,295,544.98	-
-	-	2,000.00	-
<u>248,158.79</u>	<u>-</u>	<u>6,570,403.50</u>	<u>-</u>

8.

<u>2017 06 30</u>	<u>2016 12 31</u>
43,165,613.95	33,601,745.85
523,200.34	449,732.79
279,917.19	197,218.08
73,474.56	17,700.00
3,901.20	-
<u>44,046,107.24</u>	<u>34,266,396.72</u>

( )

( )

2017 6 30

8. ( )  
( )

	<u>2017 06 30</u>	<u>2016 12 31</u>
	11,458,747.39	6,323,858.22
	6,000,000.00	-
Healthy Harmony Holdings,L.P.	1,306,094.16	-
	1,187,423.60	-
	741,600.00	366,000.00
	124,216.00	109,604.00
	87,172.00	76,952.00
11.92	300.00	78,592.00
	-	5,000,000.00
	-	113,608.00
	-	87,208.00
	-	50,000.00
	<u>20,905,553.15</u>	<u>12,205,822.22</u>
Chindex International.,Inc.	6,734,648.64	6,833,318.89
	831,333.28	3,146,934.82
	84,000.00	-
	-	312,800.00
	<u>7,649,981.92</u>	<u>10,293,053.71</u>

( )

( )

2017 6 30

8. ( )  
( )

329,658,597.80	-
<u>17,482,399.59</u>	-
<u>347,140,997.39</u>	-
<u>108,221,040.00</u>	-

9.

2017 06 30	2016 12 31
<u>211,292,434.94</u>	<u>489,413,015.81</u>
<u>124,365.34</u>	<u>183,166.73</u>

2017 1-6	2016 1-6
<u>929,263.31</u>	<u>2,090,483.70</u>

2017  
 1.15%(2016 12 31 1.15%) 0.35%(2016 12 31 0.35%)  
 12 31 1.57%-3.85%) 2017 1-6 1.55%-3.85%(2016 2017 4 24  
 100,000,000.00 10% 3.915% 2017  
 5 10 174,000.00

( )

( )

2017 6 30

1.

---

2017 1-6	2016 1-6
<u>-</u>	<u>-</u>
2017 1-6	2016 1-6
<u>-</u>	<u>-</u>
2017 1-6	2016 1-6
<u>-</u>	<u>-</u>
2017 6 30	2016 12 31
<u>73,792,093.05</u>	<u>68,613,539.07</u>
<u>5,178,553.98</u>	<u>37,118,209.73</u>

( )

( )

2017 6 30

( )

2.

2013 9 26 ( ) 2013 ( )  
 ) ( ) ( )  
 2013 10 30 ( ) 2013 ( )  
 ) ( )  
 2013 A 2013 12 20 2013 H  
 ( )

2014 2014 1 7  
 2014 28 2014 1 7  
 6.08 4,035,000  
 A  
 100,000 3,935,000  
 27

( )

( )

2017 6 30

---

( )

2. ( )

12		2013	10	2013	90	
	24					33%
		2013	4.8%			
24		2014	12.5	2014	105	
	36					33%
		2014	4.9%			
36		2015	15.6	2015	125	
	48					34%
		2015	5.0%			

( )

( )

2017 6 30

( )

2. ( )

2014 1 7		70,554,550.00
		23,924,800.00
	46,629,750.00	

2015 1 19		2015
-----------	--	------

/

231,000 A

6.08 /

1,404,480 A

2015 2 12

2015 11 19	2015	2015	A
2015	H		

10.54

46

2015 11 19
2,704,000

A

2,695,000

45

( )



( )

( )

2017 6 30

---

( )

( )

2017 6 30

---

( )

2.

2016 9 9      2016 11 23

( )

13,717,000

2017 7 24

3.

2017 8 29

( )

26,650

65%

( )

( )

2017 6 30

---

( )

( )

2017 6 30

---

(

( )  
( )  
**2017 6 30**

( )  
1. ( )  
( )  
2016 1-6

4,848,716,397.53	753,117,456.64	1,321,125,196.16	-	14,132,188.12	-	6,937,091,238.45
<u>6,709,905.41</u>	-	-	-	<u>16,369,202.78</u>	<u>(23,079,108.19)</u>	-
<u>4,855,426,302.94</u>	<u>753,117,456.64</u>	<u>1,321,125,196.16</u>	-	<u>30,501,390.90</u>	<u>(23,079,108.19)</u>	<u>6,937,091,238.45</u>
812,429,483.98	132,659,832.20	245,117,829.58	-	5,592,900.63	(12,994,728.16)	1,182,805,318.23
(28,027,861.21)	(1,426,443.56)	(12,727,796.42)	-	(5,074,297.00)	31,755,707.31	(15,500,690.88)
75,344,608.59	19,244,511.20	(5,518,201.22)	694,625,070.10	(48,800,059.93)	-	734,895,928.74
91,313,096.67	-	-	-	-	-	91,313,096.67
74,872,352.55	144,219.37	5,073,168.99	-	-	-	80,089,740.91
(4,106,256.67)	(116,864.84)	(2,407,669.73)	-	(2,000.00)	-	(6,632,791.24)
(287,565.79)	(3,343,352.02)	(3,957,260.12)	-	-	-	(7,588,177.93)
						(129,611,727.89)
<u>1,021,537,858.11</u>	<u>147,161,902.35</u>	<u>225,580,071.08</u>	<u>694,625,070.10</u>	<u>(48,283,456.30)</u>	<u>18,760,979.15</u>	<u>1,929,770,696.59</u>
(164,351,649.84)	(35,216,331.67)	(36,488,456.09)	-	-	-	(236,056,437.60)
						54,911,229.40
<u>857,186,208.27</u>	<u>111,945,570.68</u>	<u>189,091,614.99</u>	<u>694,625,070.10</u>	<u>(48,283,456.30)</u>	<u>18,760,979.15</u>	<u>1,748,625,488.39</u>
16,009,205,328.31	5,274,836,487.52	4,480,443,364.62	9,691,202,420.18	2,281,881,257.61	(137,022,850.92)	37,600,546,007.32
						<u>3,343,549,669.74</u>
						<u>40,944,095,677.06</u>
7,554,961,775.12	747,312,403.39	1,361,810,751.40	-	538,435,902.64	(5,407,363,936.27)	4,795,156,896.28
						<u>14,322,896,040.38</u>
						<u>19,118,052,936.66</u>
292,376,817.38	38,026,653.51	37,981,972.14	-	10,280,638.66	-	378,666,081.69
287,565.79	18,320,926.10	3,957,260.12	-	-	-	22,565,752.01
1,722,763,888.81	2,239,135,810.14	417,419,565.36	9,691,202,420.18	1,538,927,565.87	-	15,609,449,250.36

( )

( )

2017 6 30

---

( )  
1. ( )

2017 1-6	2016 1-6
6,884,158,462.56	6,011,104,852.13
<u>1,468,864,089.38</u>	<u>925,986,386.32</u>
<u>8,353,022,551.94</u>	<u>6,937,091,238.45</u>

2017 6 30	2016 12 31
29,827,916,744.21	27,541,561,790.25
<u>2,889,671,559.85</u>	<u>2,657,932,106.00</u>
<u>32,717,588,304.06</u>	<u>30,199,493,896.25</u>

2.

( )

( )

2017 6 30

---

( )

2. ( )

2017 06





( )

( )

2017 6 30

( )

2

( )

2017 6 30				2016 12 31			
	(%)		(%)		(%)		(%)
3,229,572,131.12	100.00	96,551.32	-	3,020,061,497.94	100.00	96,551.32	-
3,223,082,533.22	99.80	-	-	3,018,450,637.89	99.95	-	-
-	-	-	-	-	-	-	-
<u>3,229,572,131.12</u>	<u>100.00</u>	<u>96,551.32</u>	<u>-</u>	<u>3,020,061,497.94</u>	<u>100.00</u>	<u>96,551.32</u>	<u>-</u>

2017 6 30 5%( 5%)  
 (2016 12 31 )

2017 6 30 (2016 12 31 )

2017 6 30 3,223,082,533.22  
 (2016 12 31 3,018,450,637.89 )

2017 6 30

(%)

1,608,628,821.94	1	49.81%
1,151,944,048.31	1	35.67%
263,838,400.00	1	8.17%
144,854,001.54	1	4.49%
<u>41,956,663.54</u>	<u>1</u>	<u>1.30%</u>
<u>3,211,221,935.33</u>		<u>99.44%</u>

( )

( )

2017 06 30

( )

2

( )

2016 12 31

(%)

2,460,070,000.00	1	81.46%
266,838,400.00	1	8.84%
224,022,048.31	1	7.42%
41,956,663.54	1	1.39%
<u>22,607,800.00</u>	1	<u>0.75%</u>
<u>3,015,494,911.85</u>		<u>99.86%</u>

3.

2017 6 30

2016 12 31

106,000,000.00

95,000,000.00

2017 6 30 2016 12 31

4.

2017 6 30

2016 12 31

740,000,000.00

1,789,000,000.00

2017 6 30

( )

( )

2017 6 30

( )

5.

<u>2017 6 30</u>		<u>2016 12 31</u>	
64,280,849.20	-	64,280,849.20	125,835,843.82
<u>490,434,237.46</u>	<u>-</u>	<u>490,434,237.46</u>	<u>457,123,397.89</u>
<u><u>554,715,086.66</u></u>	<u><u>-</u></u>	<u><u>554,715,086.66</u></u>	<u><u>582,959,241.71</u></u>

<u>2017 6 30</u>	<u>2016 12 31</u>
32,889,023.20	42,185,306.70
<u>31,391,826.00</u>	<u>83,650,537.12</u>
<u><u>64,280,849.20</u></u>	<u><u>125,835,843.82</u></u>

( )

( )

2017 6 30

( )

5. ( )

2017 1-6

Saladax Biomedical Inc.	15,978,750.00	17,222,249.87	-	33,200,999.87	-	-	-	-	-
	42,389,343.02	-	3,055,254.25	39,334,088.77	-	-	-	-	7,467,560.40
Tyto Care Ltd.	12,367,661.92	1,239,503.12	-	13,607,165.04	-	-	-	-	6.67%
	4,192,708.56	-	-	4,192,708.56	-	-	-	-	1.87%
( )	204,855,000.00	-	-	204,855,000.00	-	-	-	-	3.11%
Astute Medical, Inc.	114,465,612.25	-	-	114,465,612.25	-	-	-	-	8.75%
Hermed fund	<u>62,874,322.14</u>	<u>17,904,340.83</u>	-	<u>80,778,662.97</u>	-	-	-	-	-
	<u>457,123,397.89</u>	<u>36,366,093.82</u>	<u>3,055,254.25</u>	<u>490,434,237.46</u>	-	-	-	-	<u>7,467,560.40</u>

( )

( )

2017 6 30

( )

5. ( )

( )

2016

Saladax Biomedical Inc.	-	15,978,750.00	-	15,978,750.00	-	-	-	-	-
	44,992,640.81	-	2,603,297.79	42,389,343.02	-	-	-	-	748,304.15
Tyto Care Ltd.	11,672,790.20	694,871.72	-	12,367,661.92	-	-	-	-	6.67%
	4,192,708.56	-	-	4,192,708.56	-	-	-	-	1.87%
( )	202,500,000.00	2,355,000.00	-	204,855,000.00	-	-	-	-	3.11%
Astute Medical, Inc.	114,465,612.25	-	-	114,465,612.25	-	-	-	-	8.75%
Hermed fund	<u>25,374,659.49</u>	<u>37,499,662.65</u>	-	<u>62,874,322.14</u>	-	-	-	-	-
	<u>403,198,411.31</u>	<u>56,528,284.37</u>	<u>2,603,297.79</u>	<u>457,123,397.89</u>	<u>=</u>	<u>=</u>	<u>=</u>	<u>=</u>	<u>748,304.15</u>

( )

( )

2017 6 30

---

( )

6.

2017 1-6

---

( )

( )

2017 6 30

( )

6. ( )

2017 1-6 ( )

---

2,260,798,747.79	-	-	-	-	-	-	-	-	-	2,260,798,747.79	-
1,125,222,489.34	582,683,950.00	-	-	-	-	-	-	-	-	1,707,906,439.34	-
162,296,606.00	-	-	-	-	-	-	-	-	-	162,296,606.00	-
120,000,000.00	-	-	-	-	-	-	-	-	-	120,000,000.00	-
10,000,000.00	-	-	-	-	-	-	-	-	-	10,000,000.00	-
100,000,000.00	1,400,000,000.00	-	-	-	-	-	-	-	-	1,500,000,000.00	-
255,816,176.58	-	-	-	-	-	-	-	-	-	255,816,176.58	-
586,120,000.00	-	-	-	-	-	-	-	-	-	586,120,000.00	-
-	180,000,000.00	-	-	-	-	-	-	-	-	180,000,000.00	-
<u>16,368,117,355.38</u>	<u>2,174,683,950.00</u>	<u>-</u>	<u>828,775,778.90</u>	<u>(42,931,735.36)</u>	<u>(63,869,249.03)</u>	<u>25,358,548.84</u>	<u>-</u>	<u>-</u>	<u>-</u>	<u>19,239,417,551.05</u>	<u>-</u>

( )

( )

2017 6 30

---

( )

6. ( )

2016



( )

( )

2017 6 30

( )

6. ( )

2016 ( )

---

2,260,798,747.79	-	-	-	-	-	-	-	-	2,260,798,747.79	-
1,125,222,489.34	-	-	-	-	-	-	-	-	1,125,222,489.34	-
162,296,606.00	-	-	-	-	-	-	-	-	162,296,606.00	-
120,000,000.00	-	-	-	-	-	-	-	-	120,000,000.00	-
10,000,000.00	-	-	-	-	-	-	-	-	10,000,000.00	-
100,000,000.00	-	-	-	-	-	-	-	-	100,000,000.00	-
255,816,176.58	-	-	-	-	-	-	-	-	255,816,176.58	-
586,120,000.00	-	-	-	-	-	-	-	-	586,120,000.00	-
<u>15,459,885,879.25</u>	<u>225,000,000.00</u>	<u>-</u>	<u>1,437,002,462.06</u>	<u>111,027,020.99</u>	<u>(483,408,843.11)</u>	<u>381,389,163.81</u>	<u>-</u>	<u>-</u>	<u>16,368,117,355.38</u>	<u>-</u>

( )

( )

2017 6 30

---

( )

7.

	2017 6 30	2016 12 31
	5,198,612,664.96	4,867,412,972.73
	-	169,811.32
	-	<u>90,000,000.00</u>
	<u>5,198,612,664.96</u>	<u>4,957,582,784.05</u>

2017 6 30      2016 12 31

8.

	2017 6 30	2016 12 31
	66,936,000.00	58,671,250.00
	-	<u>1,499,072,274.31</u>
	66,936,000.00	

( )

( )

2017 6 30

---

( )

9. ( )

1

2010 268,371,532  
240,000,000.00  
50,000,000.00 30,000,000.00  
(2016 12 31 30,000,000.00 )

2

2015 Sovereign Medical Services, Inc.  
146,740,000.00 126,740,000.00  
20,000,000.00 (2016 12 31  
20,000,000.00 )

2016

25,000,000.00 169,360,000.00  
25,000,000.00 169,360,000.00  
2,500,000.00 16,936,000.00 (2016 12 31  
8,671,250.00 )

2017

600,000,000.00 600,000,000.00  
600,000,000.00  
2017 6 30 (2016 12 31 )

( )

( )

2017 6 30

---

( )

9. (

( )

( )

2017 6 30

( )

9. ( )

2016 12 31

			<u>2016 12 31</u>
		(%)	
30/09/2010	30/09/2018	2.65	20,000,000.00
18/09/2015	21/03/2018	2.65	10,000,000.00
18/09/2015	21/09/2018	2.65	10,000,000.00
18/09/2015	21/03/2019	2.65	15,000,000.00
18/09/2015	21/09/2019	2.65	15,000,000.00
18/09/2015	21/03/2020	2.65	10,000,000.00
18/09/2015	21/09/2020	2.65	10,000,000.00
18/09/2015	21/03/2021	2.65	10,000,000.00
18/09/2015	21/09/2021	2.65	10,000,000.00
18/09/2015	21/03/2022	2.65	14,000,000.00
18/09/2015	18/09/2022	2.65	12,740,000.00
25/08/2016	25/02/2018	2.66	8,671,250.00
25/08/2016	25/08/2018	2.66	8,671,250.00
25/08/2016	25/02/2019	2.66	8,671,250.00
25/08/2016	25/08/2019	2.66	<u>138,740,000.00</u>
			<u>301,493,750.00</u>

10.

	2017 1-6	2016 1-6
	17,120,846.00	240,846.01
	7,992,960.60	1,145,439.56
	37,286,174.72	12,992,712.52
	<u>828,775,778.90</u>	<u>768,794,756.46</u>
	<u>891,175,760.22</u>	<u>783,173,754.55</u>

( )

2017 6 30

---

1

2017 1-6

(1) 247,240,773.86

(

(2) 21,875,061.45

)

(3) 234,929,274.47

(18,706,000.00)

(2,072,024.79)

(58,406,730.21)

424,860,354.78

(3,912,999.37)

420,947,355.41

( )

( )

2017 6 30

---

1

( )

(1)

248,302,663.78  
1,061,889.92

(2)

2017 1-6

(1)

16,098,611.97

(2)

2,676,858.96

(3)

4,432,400.00

23,207,870.93

( )

( )

2017 6 30

---

1

( )

( )

(2)



( )

( )

2017 6 30

---

1

( )

( )

(3)

AKRX

231,192,629.26

7,298,270.99

3,561,625.78

( )

( )

2017 6 30

---

2

2017 1-6

---

(%)

7.46

0.70

0.70

5.60

0.52

0.52

2016 1-6

---

(%)

8.09

0.65

0.65

6.04

0.48

0.48

( )

( )

2017 6 30

---

3

2017 1-6	2016 1-6
1,689,059,654.89	1,500,266,407.57
<u>-</u>	<u>-</u>
<u>1,689,059,654.89</u>	<u>1,500,266,407.57</u>

2017 6 30	2016 12 31
24,660,432,600.86	22,190,215,546.23
<u>(56,887,027.61)</u>	<u>(56,887,027.61)</u>
<u>24,603,545,573.25</u>	<u>22,133,328,518.62</u>
