

FOSUN PHARMA
复星医药

2022



1

2

3

4

5

6



439.52 ↑

+12.66% YoY

139.38 ↑

+2.49% YoY

30% ↑

25%

31.7%

38.73 ↑

+18.17% YoY

42.18 ↑

+7.10% YoY

MSCI-ESG

BBB

A

A



® **PD-1**
MSI-H sqNSCLC ES-SCLC SCLC
FDA EC
MAA EMA *

®
2022
® **CAR-T**
10

13

III
mRNA

®
RT002 Tenapanor **NHE3**
*
III

SCLC



®
Parsabiv®

Organon Eurofarma
Abbott



Syneos Health
PD-1

Gland
Pharma
Cenexi
CDMO

Sisram

66%



GT1-GT6



CMC
Scientific Advisor Board **SAB**



5

®

2022

674

| | 2021 | 2022 | YoY |
|-----|--------|--------|--------|
| | 390.11 | 439.52 | 12.7% |
| | 47.29 | 37.31 | -21.1% |
| | 32.77 | 38.73 | 18.2% |
| | 39.38 | 42.18 | 7.1% |
| | 49.78 | 58.85 | 18.2% |
| | 38.37 | 43.02 | 12.1% |
| | 1.85 | 1.43 | -22.7% |
| () | 30% | 30% | - |

| | 2021 | 2022 |
|--|-------|-------|
| | 48.1% | 47.3% |
| | 23.3% | 20.9% |
| | 8.3% | 8.7% |
| | 9.8% | 9.8% |
| | 1.2% | 1.5% |
| | 24.8% | 26.4% |


| | 2021 | 2022 |
|--|--------|--------|
| | 103.17 | 162.41 |
| | 391.96 | 445.82 |
| | 1.04 | 1.06 |
| | 0.85 | 0.85 |
| | 48.2% | 49.5% |

BNTX -1.42 15.93 , BNTX
 -10 37.31
 21.10%

1
 2) 2.96
 3
 1
 2
 3
 2022 7
 44.8
 A
 1
 2
 A



-



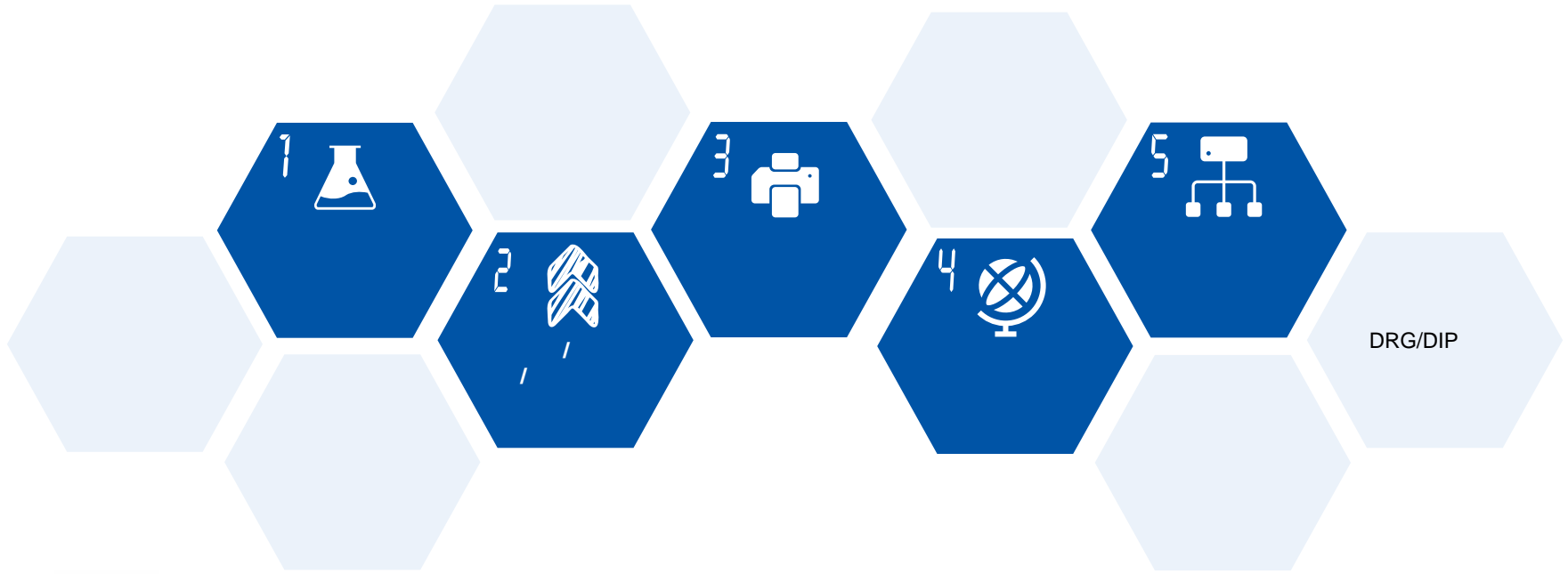
1
2
3
4

BNTX

2022

2021







/ADC RNA



ADC"



RNAi

mRNA



" CAR-



&



CNS



"
" 50%

FIC+BIC



[Dark blue header bar]

[Dark blue header bar]

MSI-H ® PD-1

® CAR-T

® CD20



® HER2


®

®

®







FES Fosun Ecosystem/Entrepreneurship System

SRM

INNOX

2022 FES

OBM

OTC

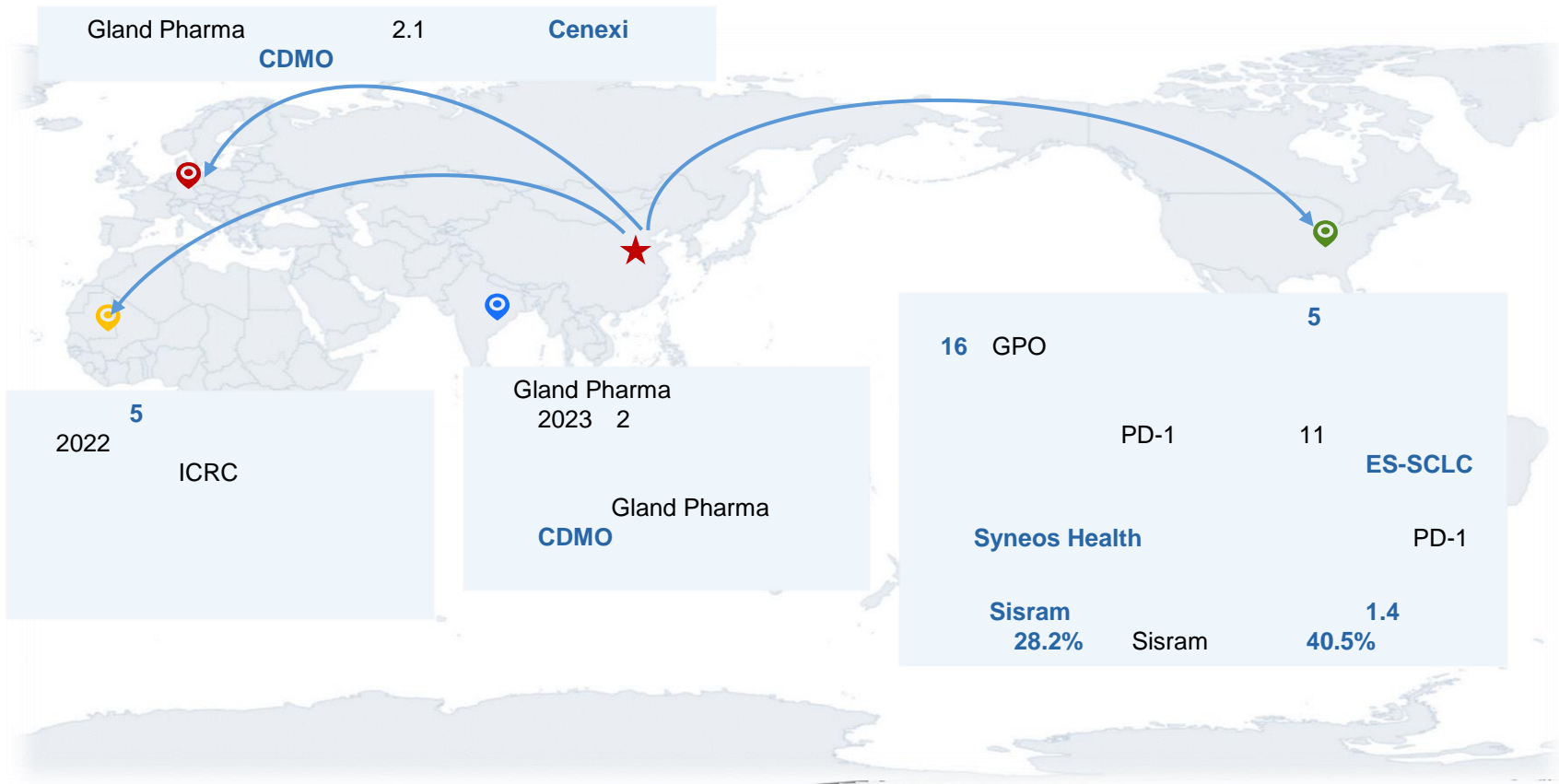
6,000

2022

20.87%

2.46

1/2





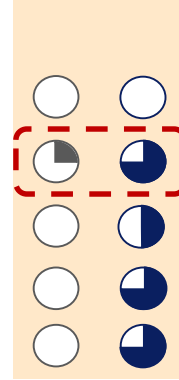
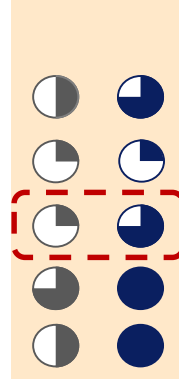
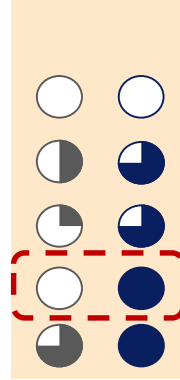
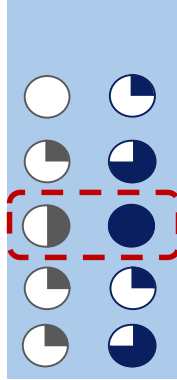
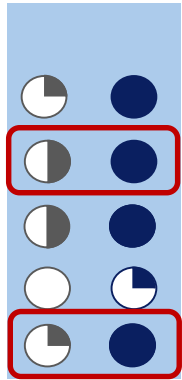
&

&BD&

:



&



, &BD



MSCI-ESG

A

2022

BBB
2021

BB
2020



Environment

| EHS | EHS | EHS |
|-----------|---------|------|
| 2021-2026 | 2022 | 2022 |
| 115.36 | 337,806 | 3.2% |



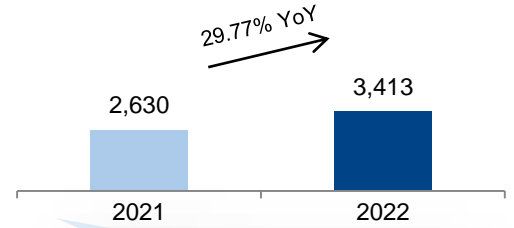
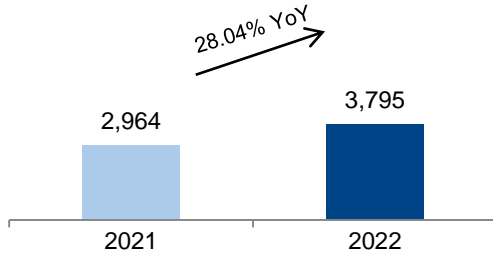
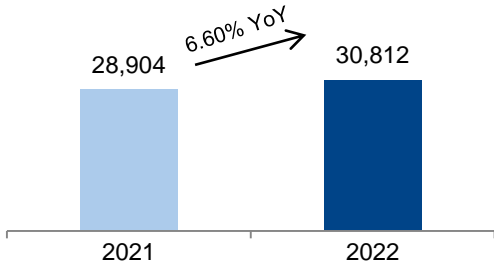


Social

A



-



RNA /ADC

55.22 26%¹
+39.44% YoY

TNF-
PD-1 ® HER2 ®
 ® ® ®

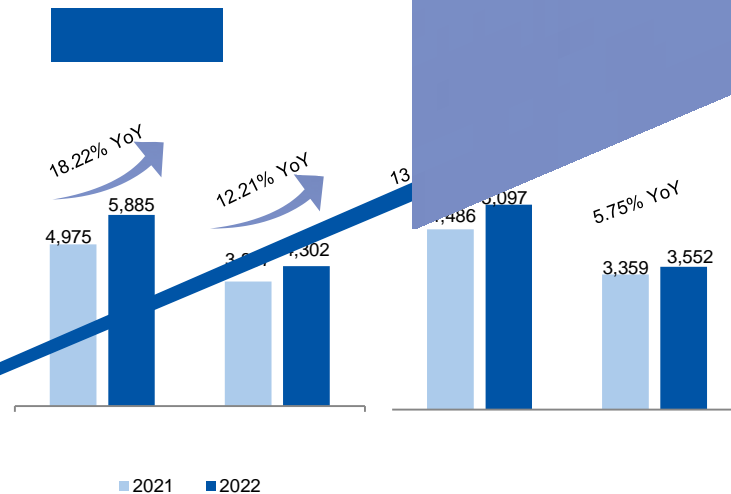
YoY **50.97** +13.62%
85%

16.54%

11.53% 35.52

30%

260 2022
249
16 PCT 17
48





SCLC

PD-1

3.4

2022

9

®



ES-SCLC

III

(OS)

OS

15.4

10.9

24

43.1%

7.9%

JAMA

Nature Medicine

British Journal of Cancer

nature
medicine

JAMA[®]
The Journal of the American Medical Association

BJC
Journal of Cancer[®]
British



27

110

30%

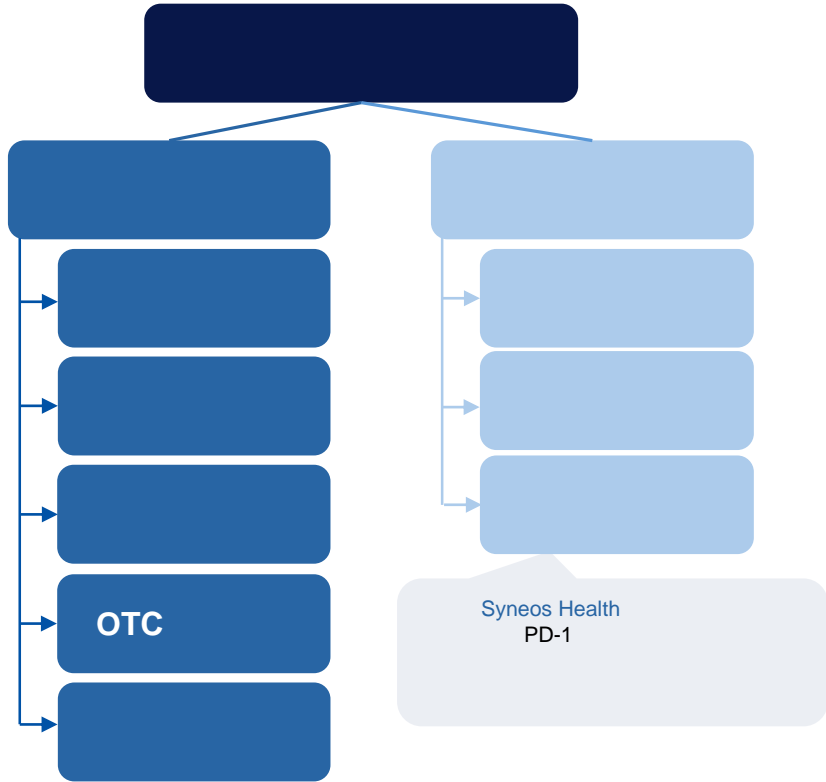
400

PD-1

MSI-H

SCLC FDA EC

DTP

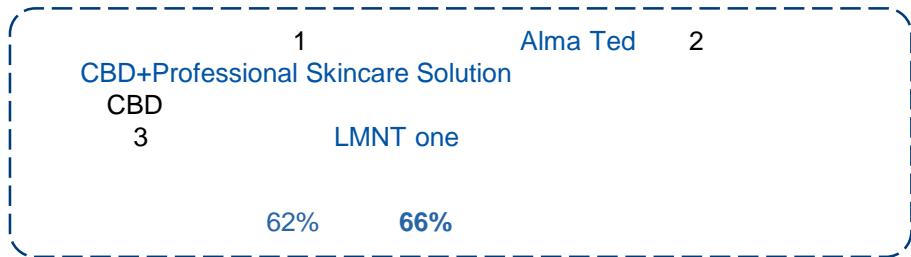


| 2022 | | | |
|------|----|--------|--------|
| 10 | 5 | mRNA | |
| | | ® HER2 | |
| | | ® CD20 | |
| | | ® | |
| 5 | 10 | 3 | ® |
| | | | ® |
| 3 | 5 | 8 | ® PD-1 |
| | | | ® |
| | | | ® |
| | | | VERO |
| | | | 8 |
| 1 | 3 | 31 | ® TNF- |
| | | | ® |
| | | | ® |
| | | | ® |
| | | | 31 |



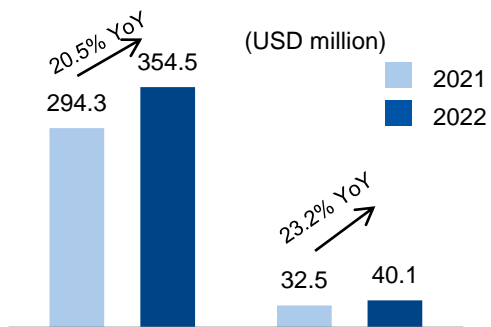


2022



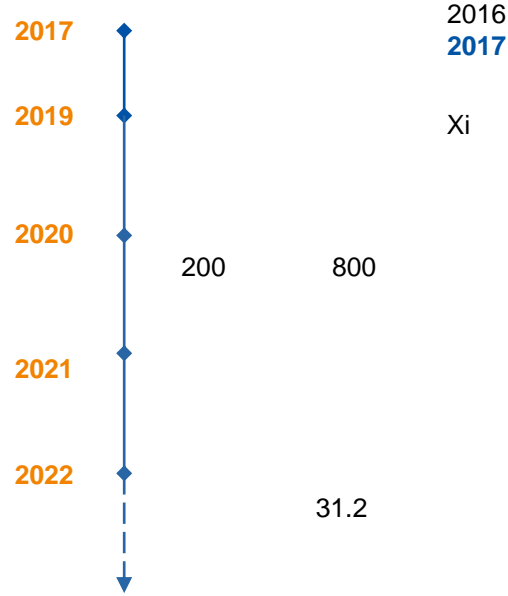
2022

2022



CBD+Professional Skincare Solution





2016
2017

Xi

200 800

31.2

Intuitive Surgical

1,700 4,000



2022 55
300

10
2000 FDA

7,544 2022 12 31
55,000
1,000

Ion

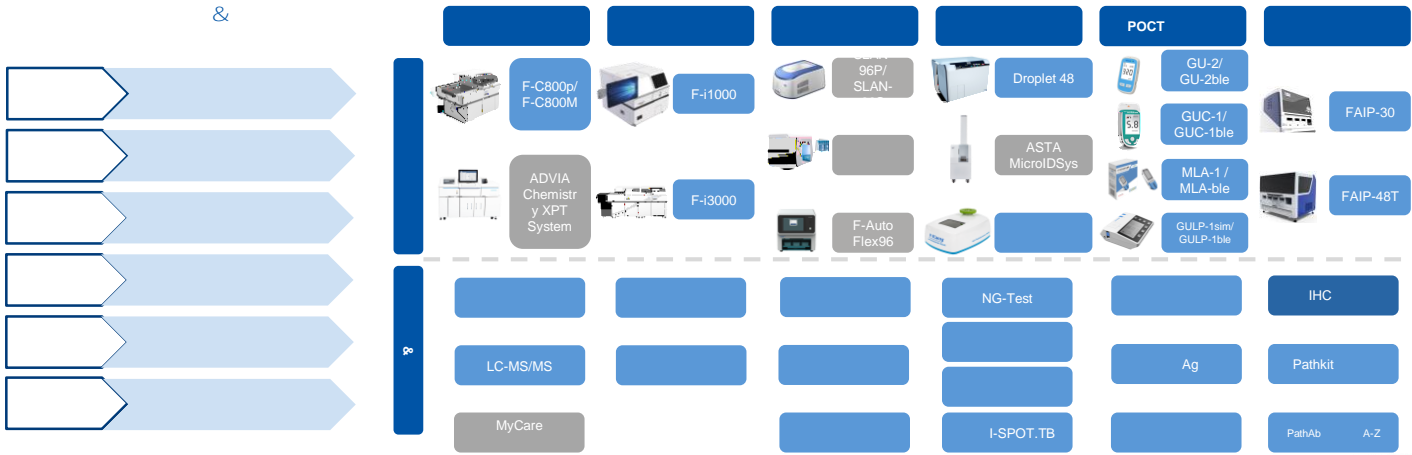
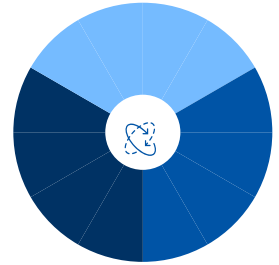
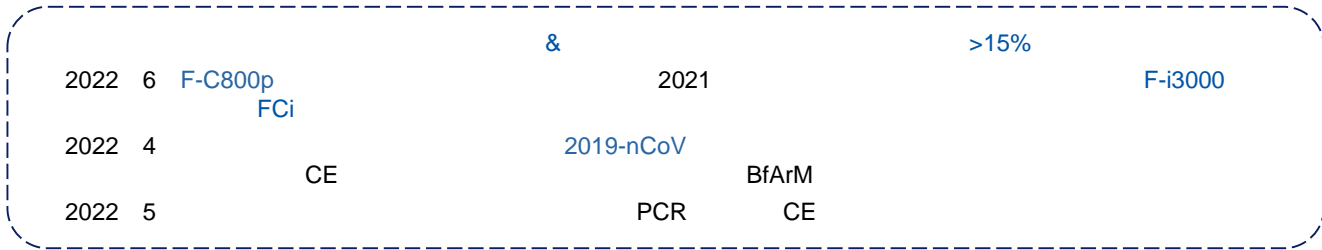
2019 Ion
FDA

2021 10 Ion


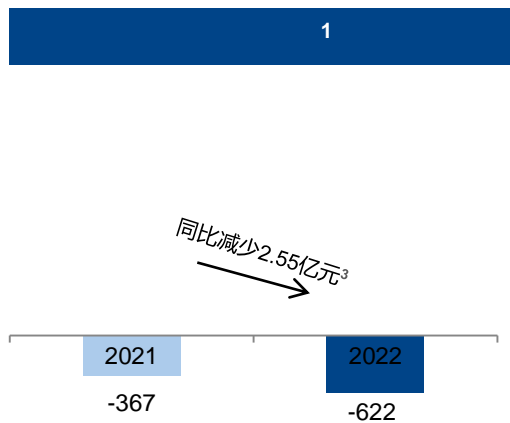
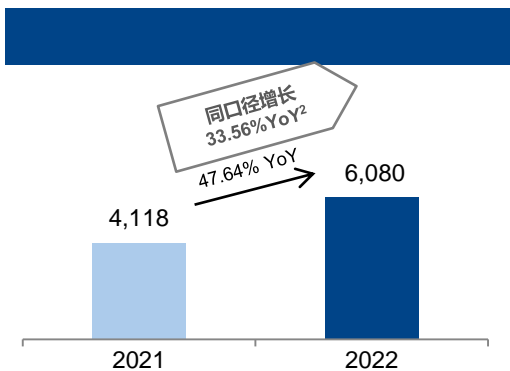
Ion



2022









6,333 *



JCI

"

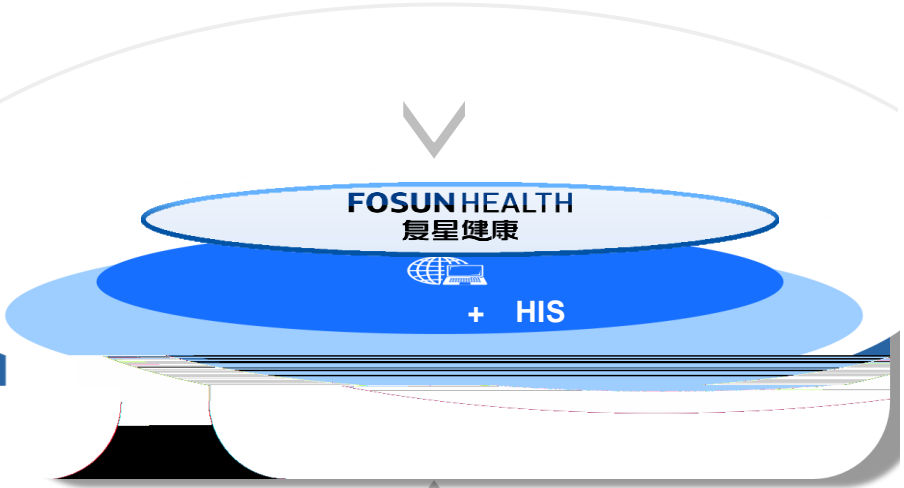
JVF

| | | | | | |
|---|--|---|------|-----------|---------------|
|  |  | JCI国际认证医院 Organization Accredited by Joint Commission International | 2022 | 21.45 | 1,750 1.11 |
| 86.47% | | | | | |
|  | 深圳恒生医院 SHENZHEN HENGSHENG HOSPITAL | | 2017 | 11 60% | 600 9.09 |
|  | 浙江大学医学院附属第一医院 ZHEJIANG UNIVERSITY OF MEDICINE FIRST AFFILIATED HOSPITAL | | 2022 | 1 | 800 70% |



-

[Placeholder text box]



[Placeholder text box]



()

521,051

6.0% YoY

552,148

2021

2022

()

7,759

10.0% YoY

8,526

2021

2022

()

1,948

8.5% YoY

2,114

2021

2022

| | | | |
|---|-------|--------|-------|
| | | 4,066 | 4.27% |
| " | " | | |
| | 1,209 | 11.77% | |
| | 330 | 13.49% | |





1/2



| | | | | | | | | | |
|--|--|--|--|--|--|--|--|--|--|
| | | | | | | | | | |
| | | | | | | | | | |
| | | | | | | | | | |
| | | | | | | | | | |

2/2

| | | / | | IND | 1 | 2 | 3 | NDA |
|--------------------|--|--------------|------|-------------|-------------|---|---|-----|
| FS-1502 | | HER2 | HER2 | | | | | |
| | | | HER2 | | | | | |
| FS-1502+ | | HER2+PD-1 | HER2 | | | | | |
| HLX14 | ¹  | RANKL | | | | | | |
| HLX26 | | LAG-3 | | | | | | |
| HLX35 ² |  | EGFR× 4-1BB | | 2022 1 NMPA | 2022 6 | | | |
| HLX301 | | PD-L1× TIGIT | | 2022 2 | 2022 3 NMPA | | 7 | |
| HLX15 | | CD38 | | | | | | |
| HLX13 | | CTLA-4 | | | | | | |
| | | EPO | | | | | | |
| | | INSR | | | | | | |
| | 50R | INSR | | | | | | |
| | | GLP-1 | | | | | | |
| RT002 | | | GL | | | | | |
| | | | CD | 2022 1 | | | | |

- 1 Organon
- 2 Binacea

3

2023 2 28

1/2

| | / | | IND | 1 | 2 | 3 | NDA |
|----------|------------|---------|------|------|------|-------|-----|
| FCN-437c | CDK4/6 | (1L) | 2022 | 1 | NMPA | III | I |
| | | (2L) | 2022 | 1 | | III | |
| SAF-189 | ALK | | 2022 | 1 | NMPA | III | I |
| | ROS1 | | | | | | |
| HLX-208 | BRAF V600E | LCH ECD | 2022 | 1 | NMPA | Ib/II | |
| FCN-159 | MEK | I | | | | | |
| | | | | | | | |
| | | | | | | | |
| | | | 2022 | 5 | NMPA | | |
| | | 2022 | 5 | NMPA | | | |
| YP01001 | VEGFR | | | | | | |
| FCN-338 | BCL-2 | | | | | | |
| | | B | | | | | |
| FH-2001 | FGFR/PD-L1 | | | | | | |

2/2

| | | / | | | IND | 1 | 2 | 3 | NDA |
|--------------|--|-------|-----------|--------|------------------|---|----|-----|-----|
| | | TPO-R | ITP | | 2022 12 NDA NMPA | | | | |
| Tenapanor | | NHE 3 | (ESRD-HD) | | | | | | |
| | | - | | | | | | | |
| Tenapanor | | NHE 3 | (IBS-C) | | I | | | | |
| FCN-342 | | URAT1 | | | | | | | |
| Molnupiravir | | RNA | | | | | | | |
| Paxlovid | | 3CL | | | | | | | |
| BNT162b2 | | - | | | | | | EUA | |
| PA-824 | | - | / MDR-TB | XDR-TB | Pretomanid* | | | | |
| Opicapone | | COMT | | | Ongentys* | | | | |
| Fortacin | | - | | | * | | | | |
| ET-26 | | - | | | 2022 7 | | II | | |

2023 2 28

LOGO

Fosun Pharma, the Representer or the Provider will not warrant the accuracy, the completeness and the timeliness of all information and contents, including predictive description, contained in the PPT documents/visual materials. In the event of any mistake, omission, and inaccuracy, Fosun Pharma, the Representer or the Provider should not be held for any liabilities in this regard.

The PPT documents/visual materials will not include and should not be deemed as any investment proposals. The investor should take their own responsibilities for any determinations so come to based upon the information contained in the PPT documents/visual materials.

Fosun Pharma is entitled to all rights, including copyright, pertaining to the PPT documents/visual materials. The characters, the designs and Fosun Pharma, are the trade name, trademark and the logos legally owned by Fosun Pharma. Without written consent offered by Fosun Pharma, any third party should not utilize such materials and information in any manner, including reprinting.



www.fosunpharma.com