



陈国



张方

04

14



42



90



112

115

116

121

06

32



56



102




122

GB36002

131

G4

139 SGS



J I

A g st


September

12

Int iti eS rgical

Gland Pharma

| | | | | | | | | | | |
|---|--------------|-----|-----|---|-----|-----|---|----------|---|-----------|
| 7 | Gland Pharma | 86% | FDA | 8 | " " | " " | 9 | S rgical | 1 | Int iti e |
| | Gland Pharma | | | | | | | S rgical | | Int iti e |



December

2016
6 10

HLX07

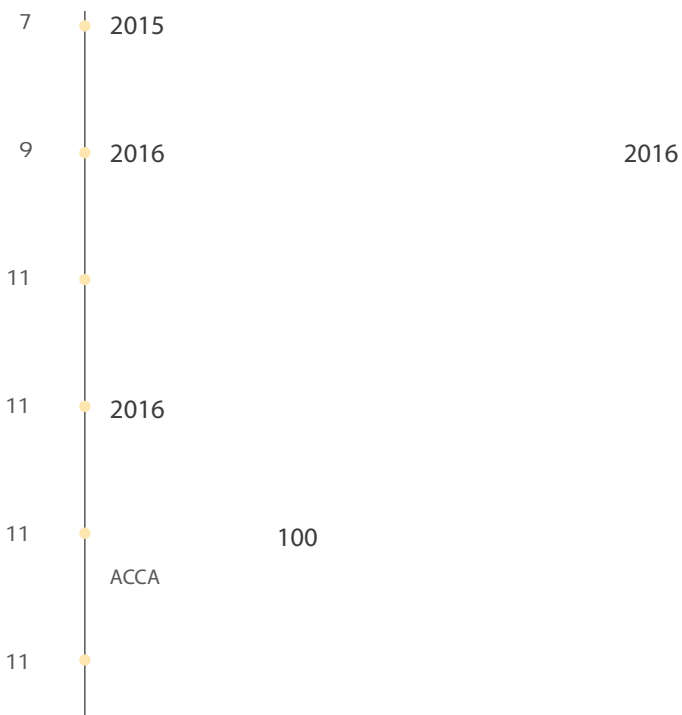
HER2


III

PA-824

9

12 10







Care For Life



Continous Innovation



Pursuit of Excellence



Win-Win Cooperation



1994 1998 8 2012 10
600196-SH 02196-

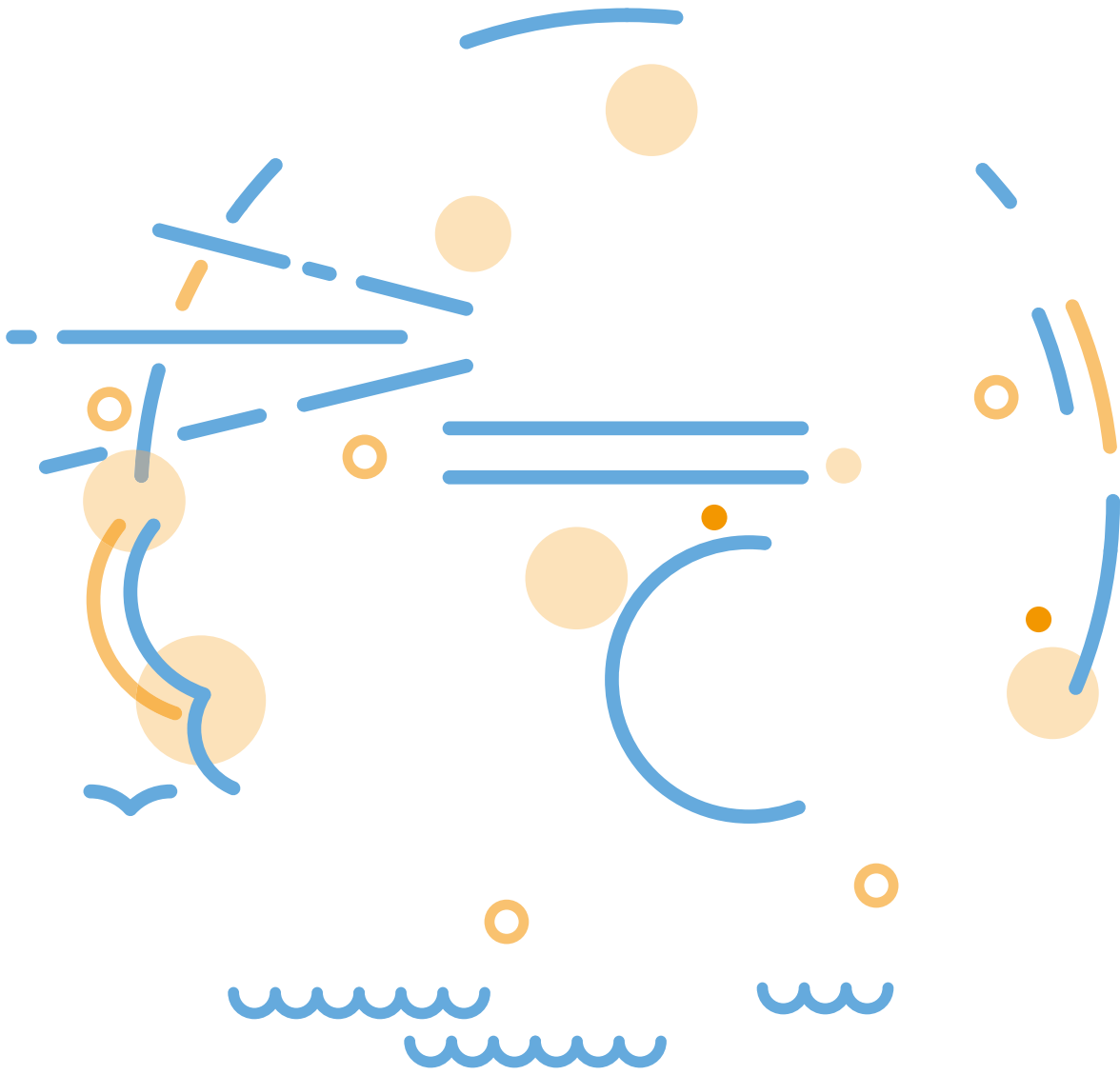
HK

"

"








"

"





2009-2015

EHS



EHS



2016

EHS

CSR



2017

EHS

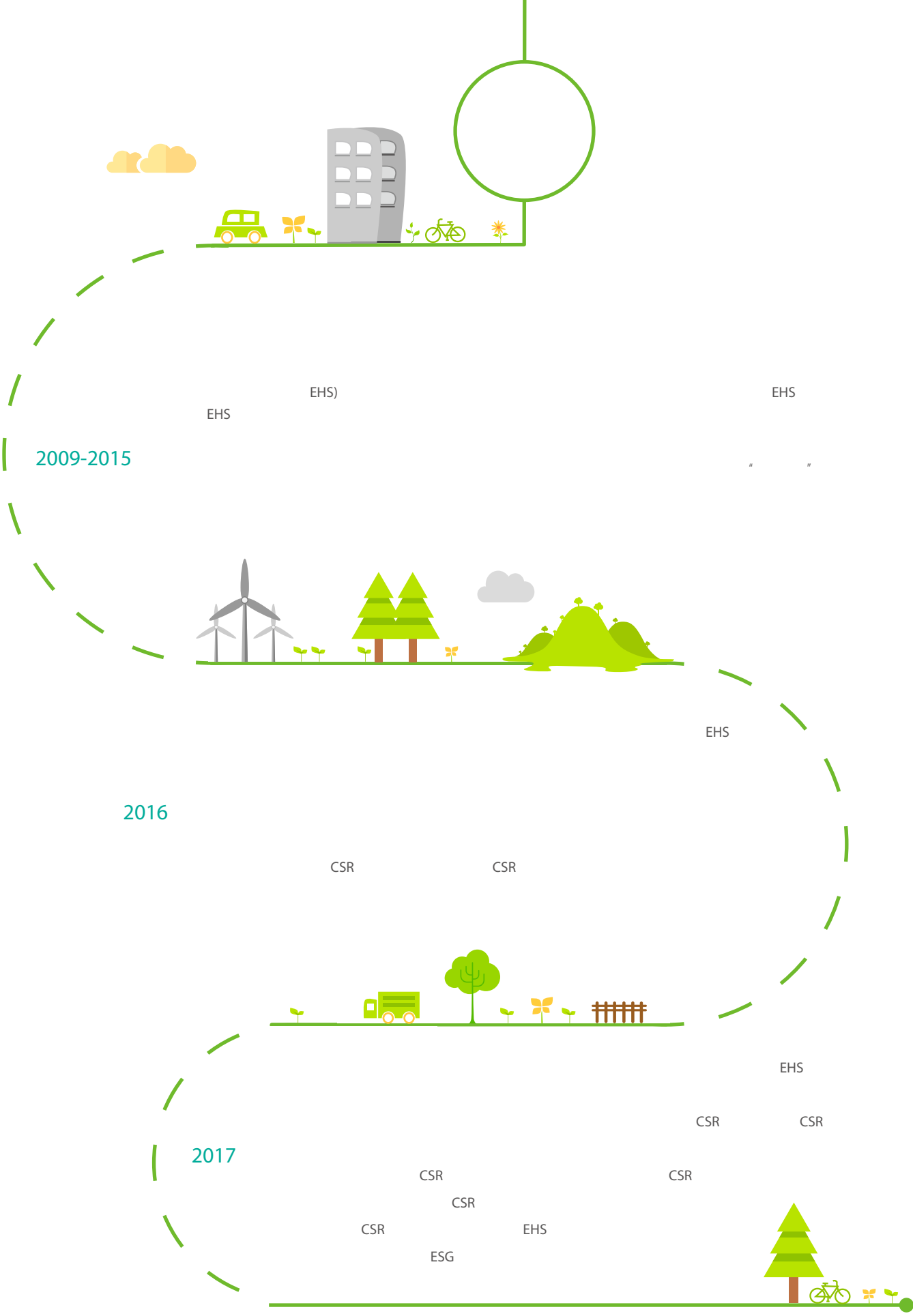
CSR


CSR

CSR

CSR

CSR





" "

24

2016

| | | | | |
|--|------|------|------------------------------|------|
| | 2016 | Ambr | Ambr Ambr Ambr Ambr | Ambr |
|--|------|------|------------------------------|------|

| | | | | |
|--|------|--------------|--|--|
| | 2016 | Gland Pharma | | |
|--|------|--------------|--|--|

| | | | | |
|--|------|----|--------------------|---|
| | 2016 | 12 | Intuitive Surgical | " |
|--|------|----|--------------------|---|

| | | |
|--|------|------|
| | 2016 | 2015 |
|--|------|------|

/ 22 2016 VC /

2016 EHS

1

2

11 1 4 2016 12 31

3

4

A

5

/

2016



/

SAP

2017

OA

SAP

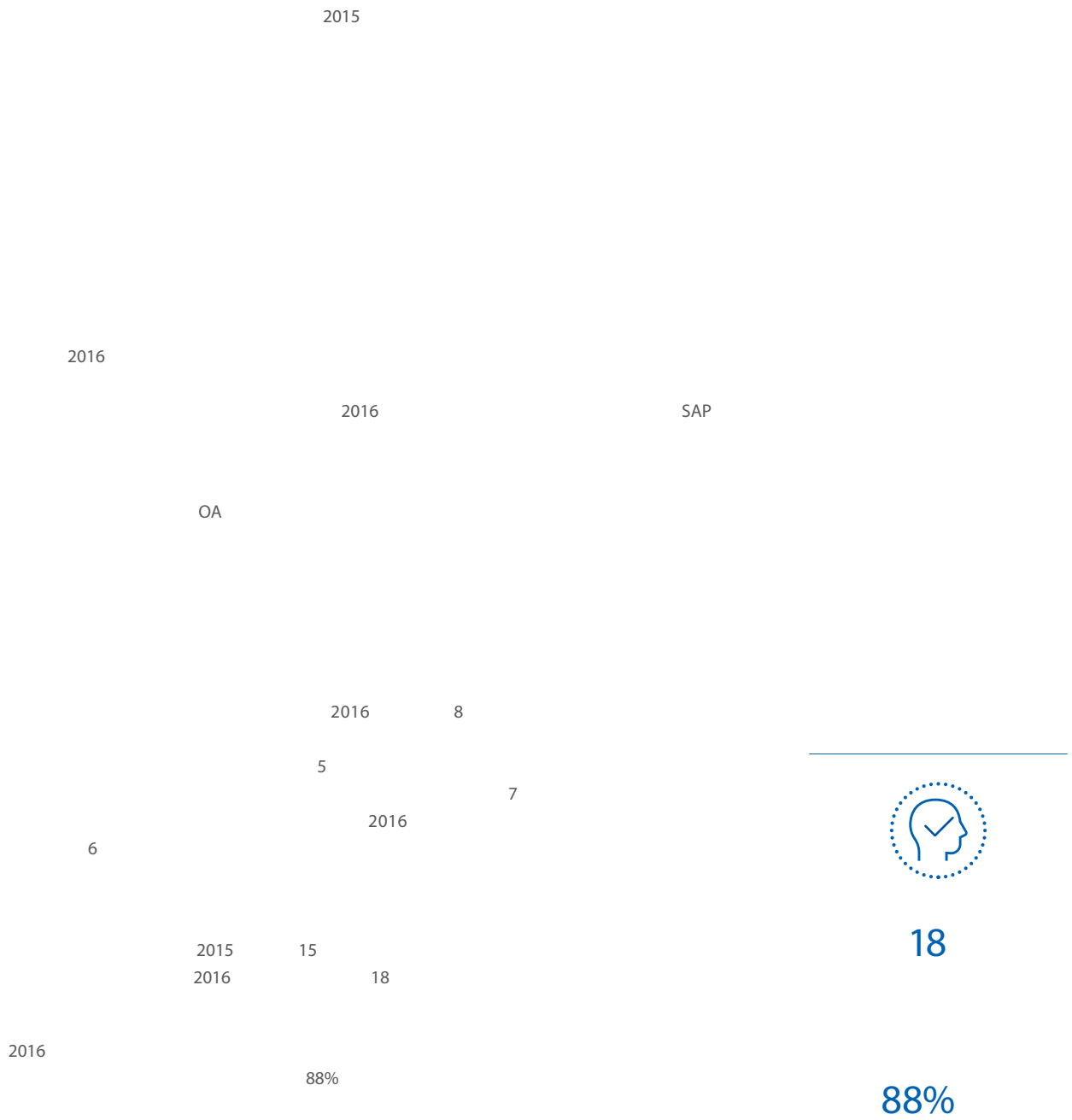
2016



88%



2016



2016

0A

42

23

2016

" " "+" " " " "

2016

IT

ISO27000

12



" — — OpenStack — " IT
2016
OpenStack " OpenStack "
OpenStack " 2016
OpenStack " "



" "



" "

14.47%

99.72%

14.47%

2015

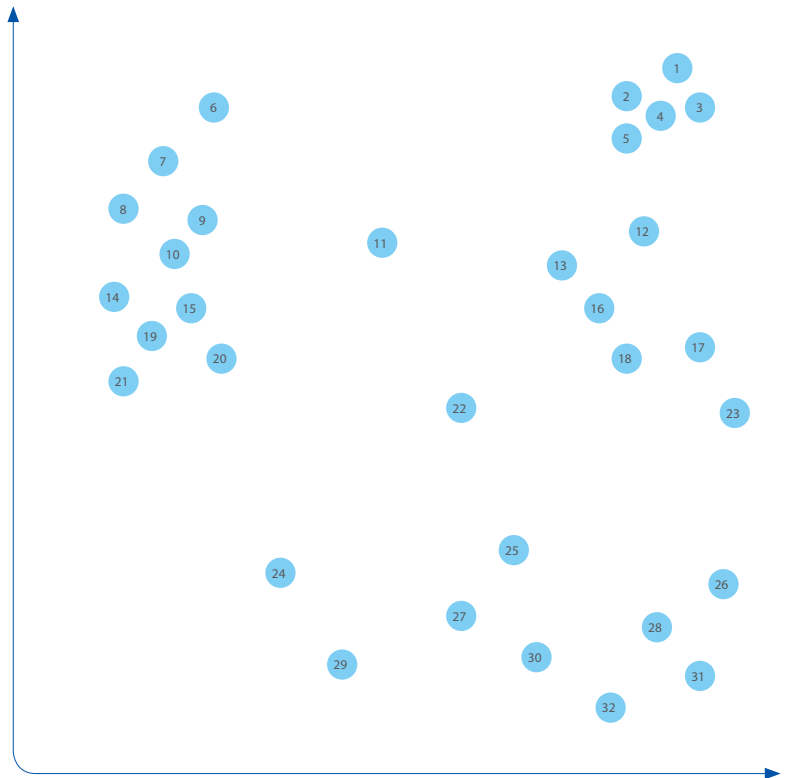

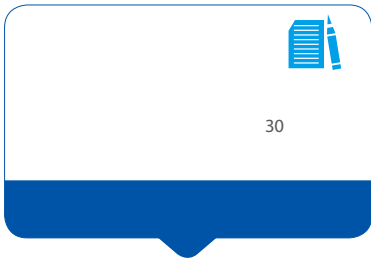
2016

2016

EHS

2016 CSR

" " " "



- 1
- 2
- 3
- 4
- 5
- 6
- 7
- 8
- 9
- 10
- 11
- 12
- 13
- 14
- 15
- 16
- 17
- 18
- 19
- 20
- 21
- 22
- 23
- 24
- 25
- 26
- 27
- 28
- 29
- 30
- 31
- 32

2016 CSR " "

GE

2016 6 WTO "

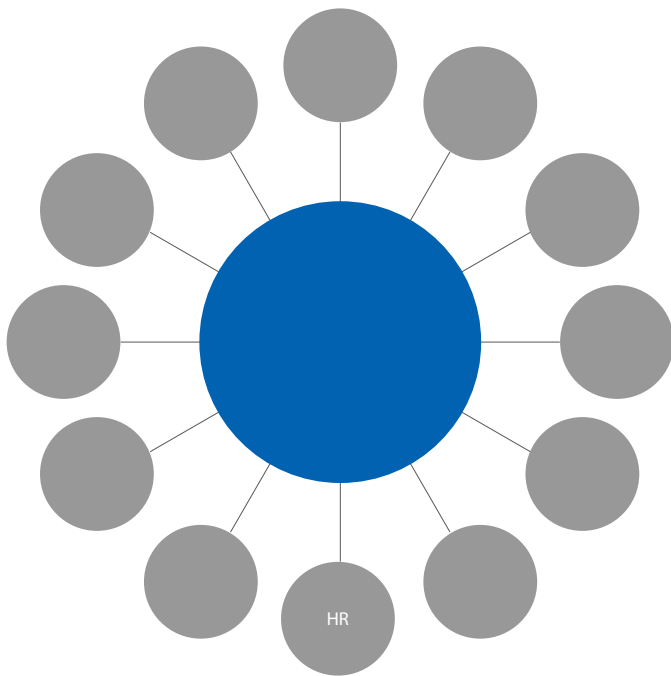
2030 " "

5 10 "

8 3 " "

CSR

EHS

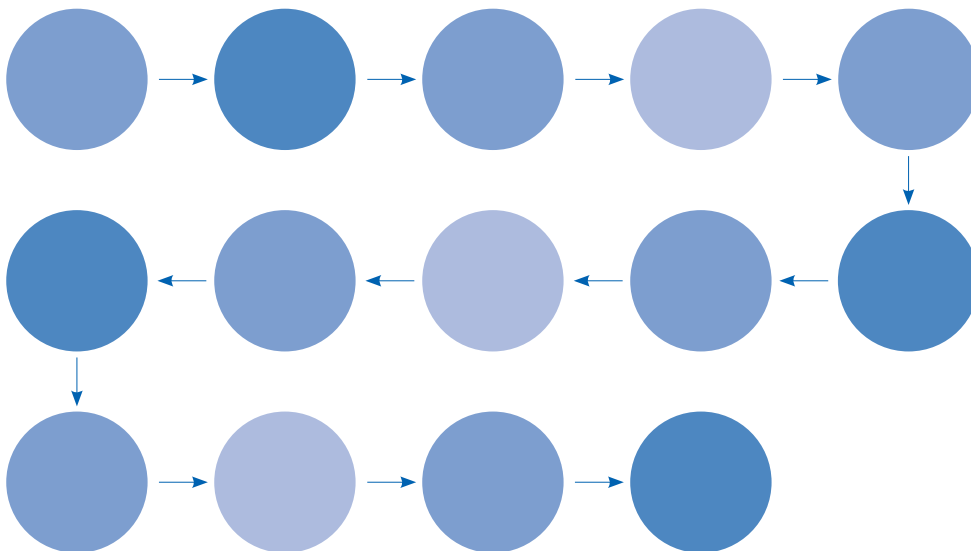


CSR

" "

CSR

CSR





e

2016 32 12 5 A H

32 3

2016 / 10

7 22
" 2016 "

2000

" " " "

2016 2016 300 92

24

2016

2016

7

2016

9

11

10

" 2016

"

12

WTO

2016

9

"

" "

"

"

"

35

2016

35

2016

90



2016

"

"

Inc. 2016

Int iti e S rgical,

Pharma Int iti e S rgical 2016

250,471

Gland

" 2016

"

" " 2016

30

100

—" 2016

"

20

30

20

"

"

"

"

"

"

;

2016

500



500

2016

2016

12

"

"

APP

2016



181

49

99.86%

95%

2016

CSR

2015
200






2016

GE

CSR

CSR








| | | | | | |
|---------|-----------|-----------|--------|--------|---------|
| 2016 | | | | " | " |
| 2016 | | 1,462,882 | 2015 | 16.02% | |
| | 1,025,954 | | 14.83% | | 357,155 |
| | | 280,584 | | | |
| 209,278 | 2015 | 5.92% | 14.05% | 26.36 | |

" "

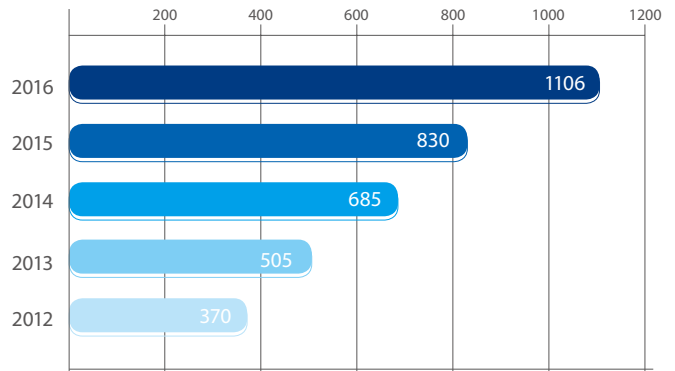
SOP

GCP




2012 -2016

单位：百万元



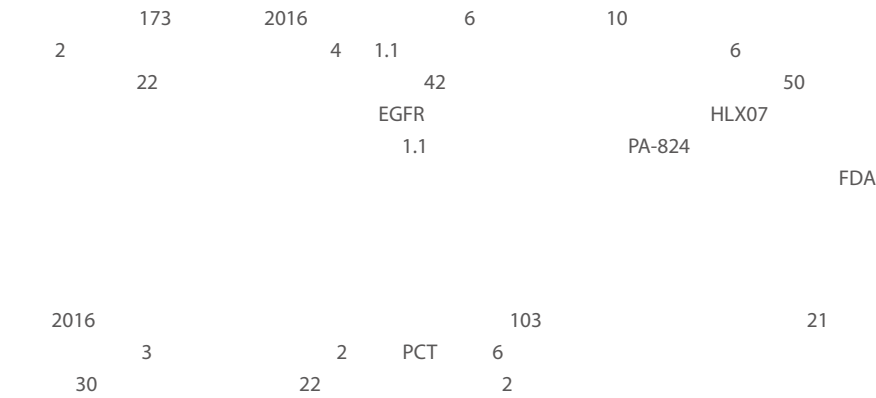
复星医药集团 2016 年研发投入 11.06 亿元（含资本化研发投入），同比增长超过 33.23%。



2016

11.06

33.23%



2016

1,025,954

14.83%

注：* 1 :2015 年数据按 2016 年口径重述，即 2015 年数据中包含新增核心产品注射用腺苷钴胺（米乐卡）的销售收入。

* 2 :同口径增减（%）为剔除 2015 年摩罗丹销售收入后的比例。

2016
21.67%
2016

167,756

2015

2016 ,

O2O

" " B

3018

(CHDX)

2016

" "

" "

2016

266,391

2015

18.17%

2016

Alma Lasers

78,621

2015

14.19%

Alma

Alma Lasers

2016 Alma

Alma

Lasers

6

CE

2

FDA

Lasers

2016

Sisram

2016

CML

"

"

2016

19,000

2015

2016

54%

+T+T *

"

"

Int iY

5

2A-5FA

#A+5A+S/A-5A

#* SiTd(n)Tj0.551 0Td(t)Tj()Tj(i)Tj(t)Tj(i)Tj()20()Tj(i)Tj(t)Tj

5A

202A-5A2

2016



2016
9.58%

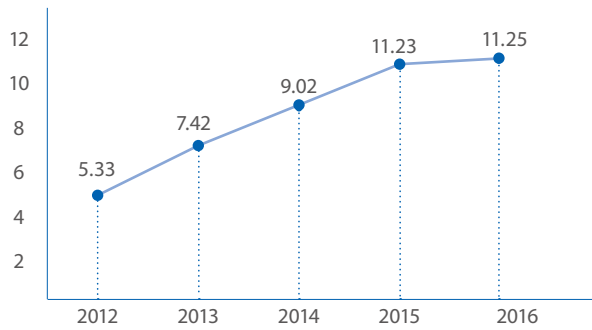
21.96 2015

2016

4-5

21.96
9.58%

2012 -2016



| | | | | | | | |
|------|---------|--------|-------|-------|-------|-----|---------|
| 2016 | 180,612 | 26,615 | 7,673 | 2,001 | 7,614 | 841 | 225,356 |
| 2015 | 164,832 | 22,936 | 6,345 | 1,519 | 4,962 | 3 | 200,597 |
| 2014 | 131,210 | 20,678 | 4,759 | 1,408 | 4,850 | 285 | 163,190 |

*注：其它费用指辞退福利等其它费用。



温州老年病医院

2016 6



ISO15189




" "



2015 4

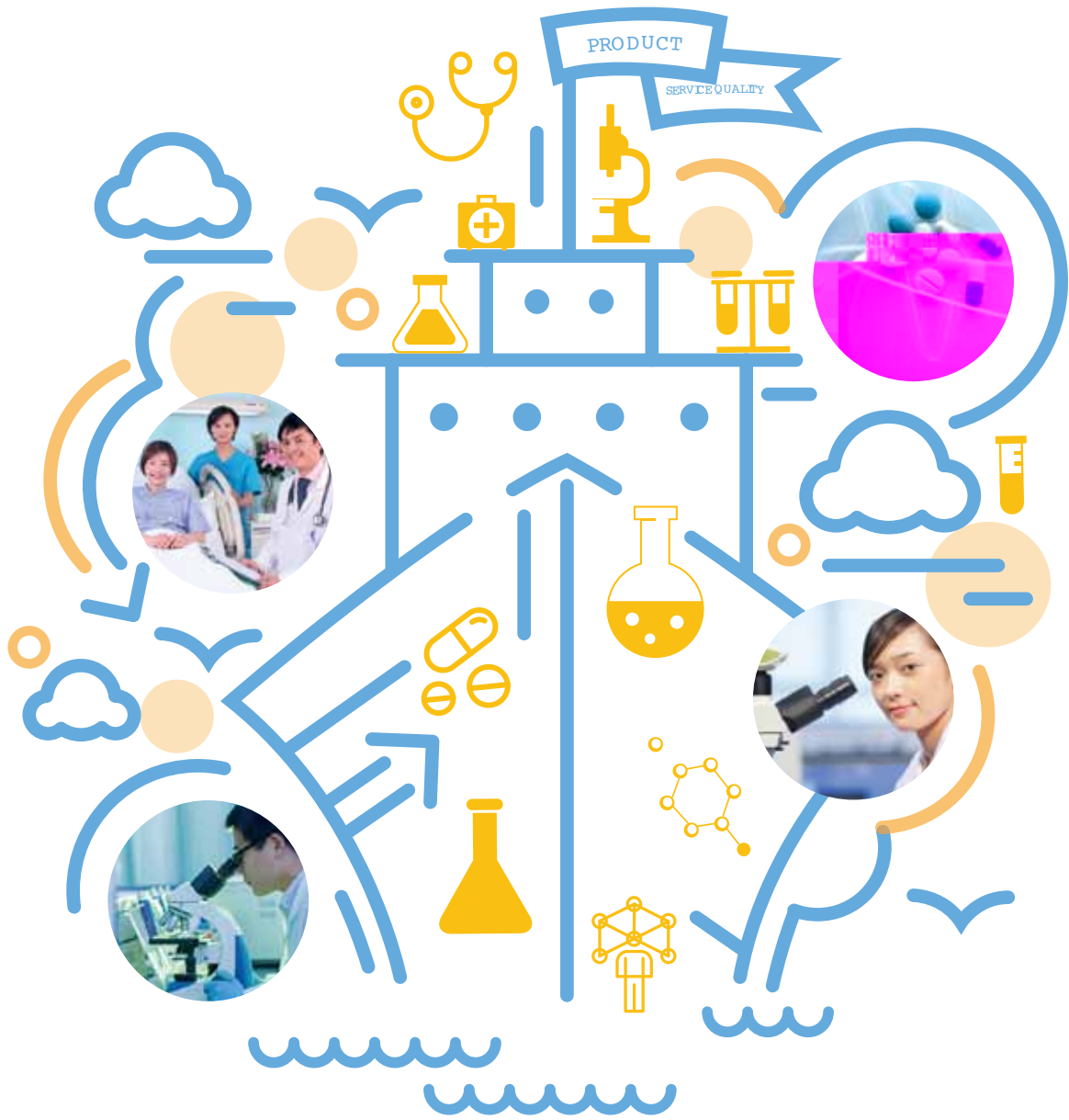
2016 6


80%



9 9

“ ”





2016

14

13

| | 2015 | 2016 |
|---|------|------|
| / | 77 | 58 |
| | 358 | 401 |

13
cGMP

13 GMP FDA
1 WHO-PQ FDA
1 2 5

2016

2016 " "
" ("

2016

EHS

" "
—"

11

"

"
3,018

2016

2015

2016

2016

2016

2016

14

13

CAPA

GMP

cGMP

OOS

GMP

GMP

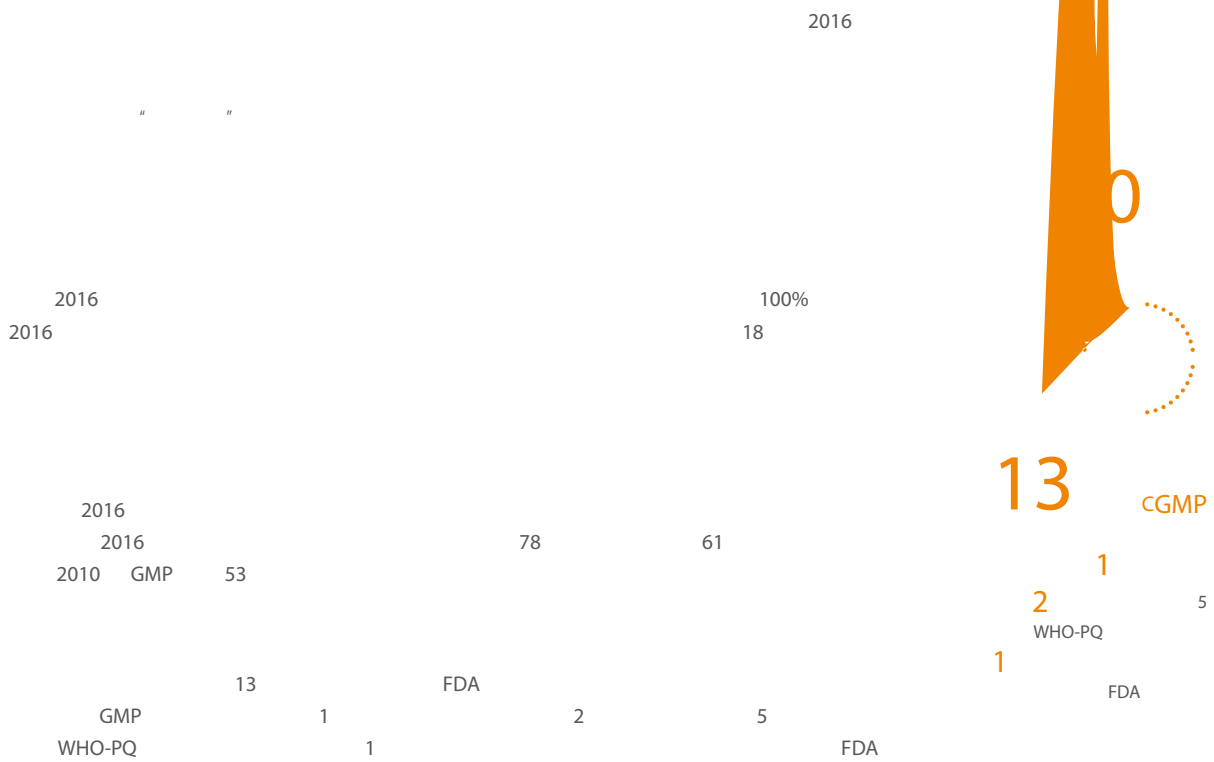
GMP

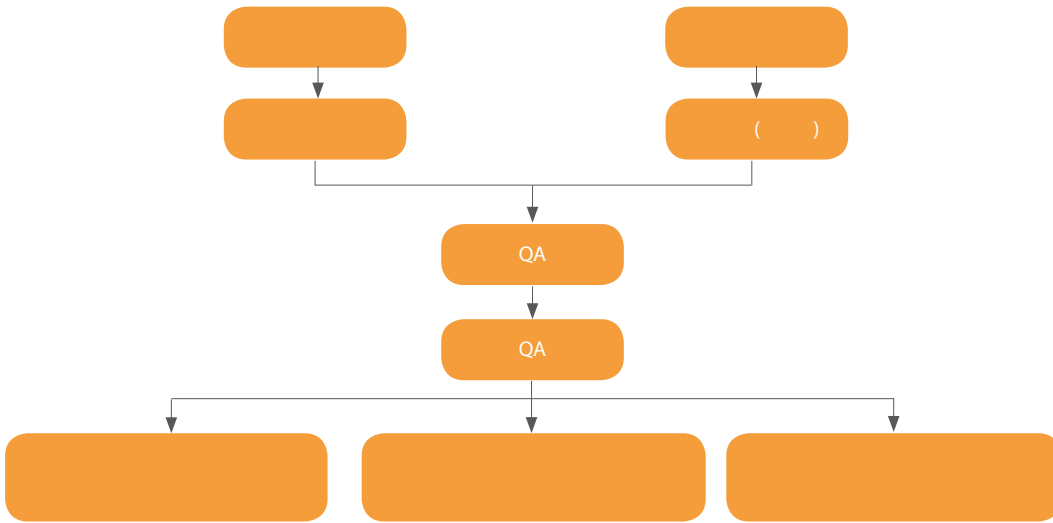
2016 ISO13485 CE

| | |
|----|-----|
| 0 | 16 |
| 2 | 14 |
| 3 | 0 |
| 7 | 5 |
| 5 | 33 |
| 1 | 22 |
| 2 | 15 |
| 0 | 39 |
| 5 | 1 |
| 4 | 0 |
| 3 | 1 |
| 1 | 0 |
| 2 | 13 |
| 2 | 60 |
| 9 | 39 |
| 5 | 136 |
| 2 | 7 |
| 0 | 0 |
| 4 | 0 |
| 2 | 0 |
| 58 | 401 |

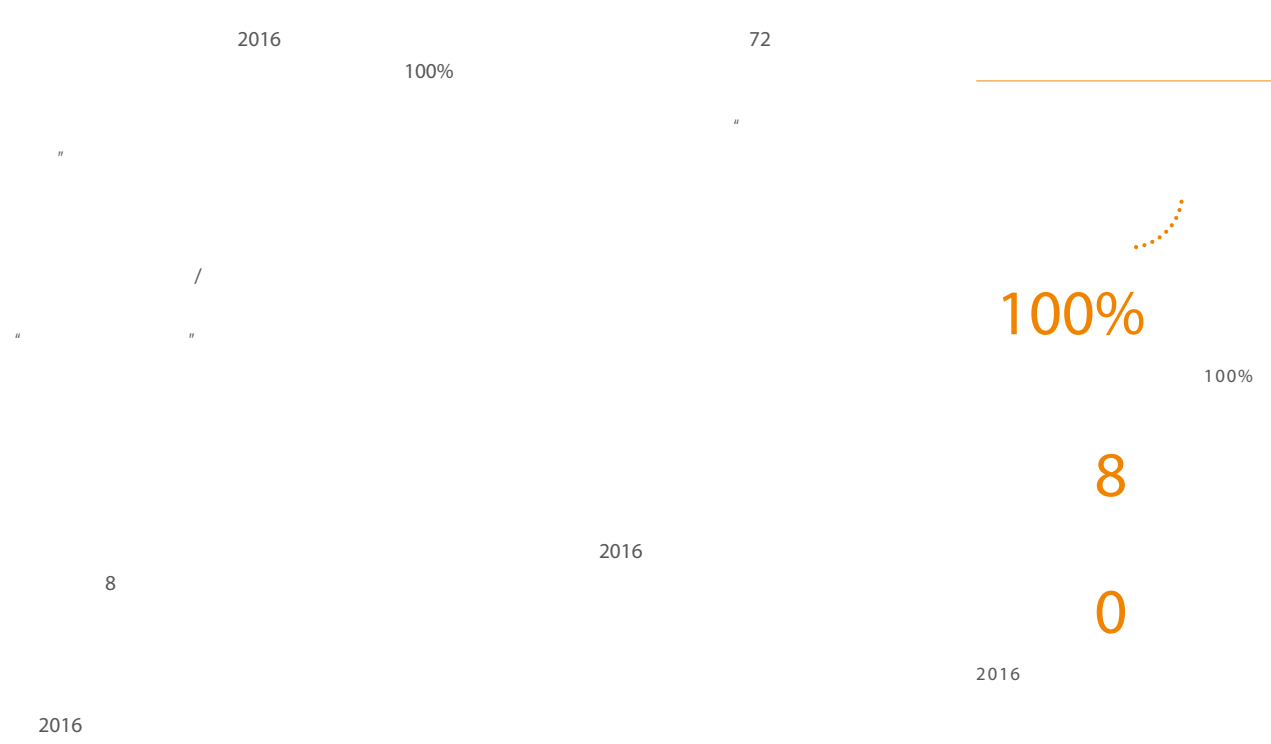
| | | | |
|------|---|---------|--|
| 2016 | 2 | FDA | EIR |
| 2016 | 4 | FDA | EIR |
| 2016 | 5 | FDA | |
| 2016 | 3 | | |
| 2016 | 3 | WHO | OSD-I |
| 2016 | 3 | | INJ-I INJ-II |
| 2016 | 7 | 12-16 | ISO13485 IIa CE IIb CE III CE |
| 2016 | 8 | 24 8 26 | TUV EN ISO9001 EN ISO13485 CE |
| 2016 | 5 | 30 31 | TUV Rheinland LGA Prod cts EN ISO 13485 EN I13485:2012/AC GmbH |

注：本表格只收录欧美规范市场检查情况。





| | | | |
|--|---|---|------|
| | 5 | 5 | 100% |
| | 2 | 2 | 100% |
| | 0 | 0 | - |
| | 0 | 0 | - |



2016

"

"

6,550

2016

2016

2016

2016

"

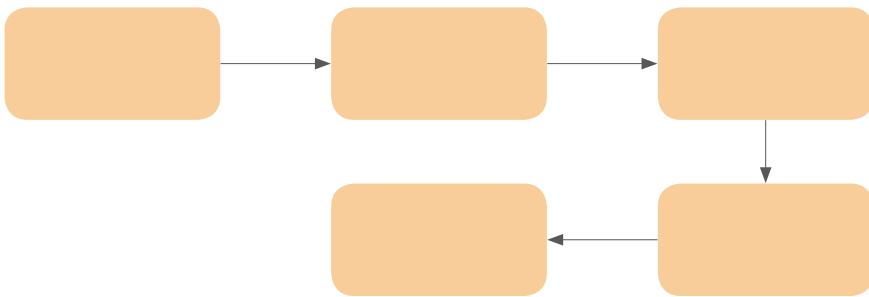
" 300

2,000

40,000

24
5,100

2016



GMP

2016
/

23



2016

IT

8

2016

2016

557

447
2016

2016
110

557

447

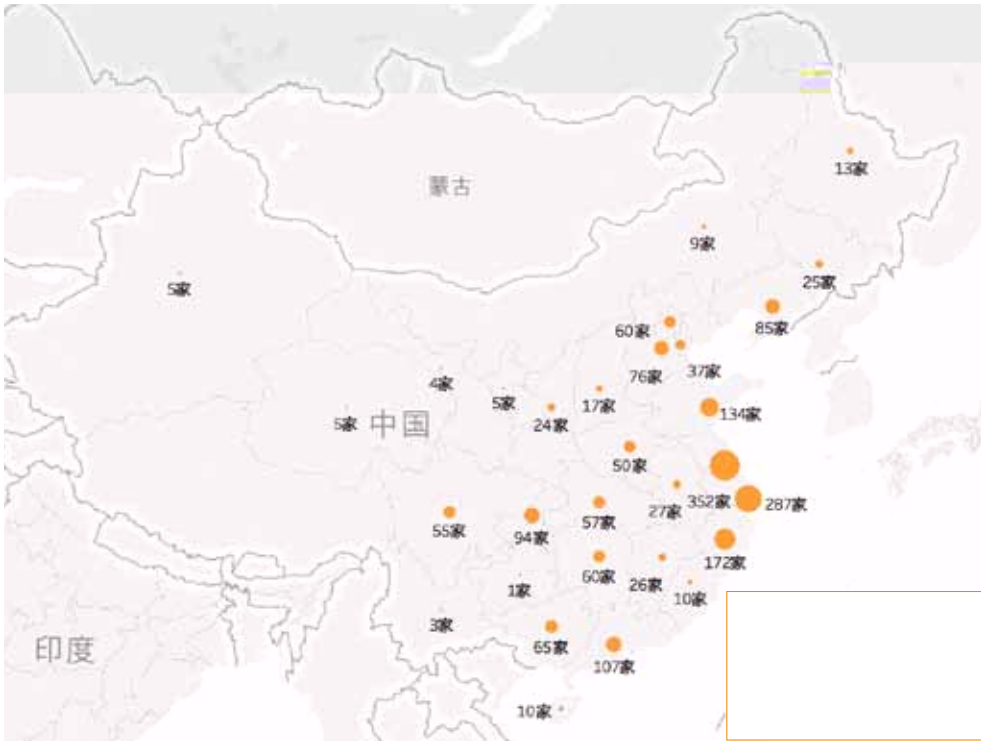
110

2016

671

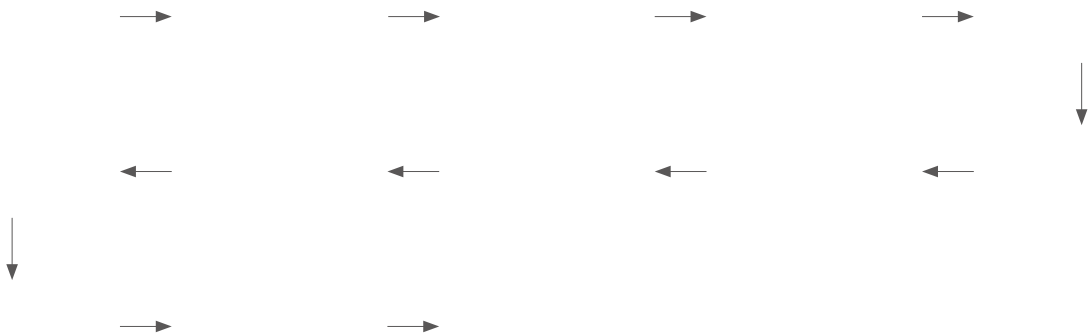
2015

671



2016

七



" " " "

2016



WIFI

2015 400 2 6 2300

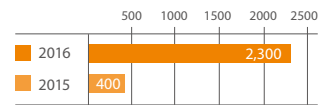


2
2015 400
6 2300

2016 12 30

" "
2016 A

2016



" " " " " "

2016
17

95.39%

2016

92%

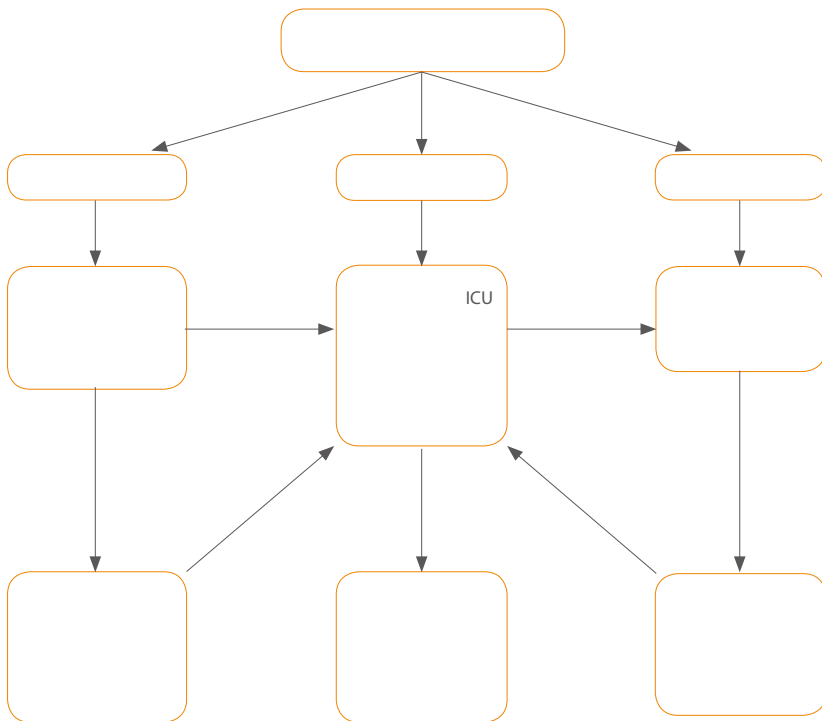


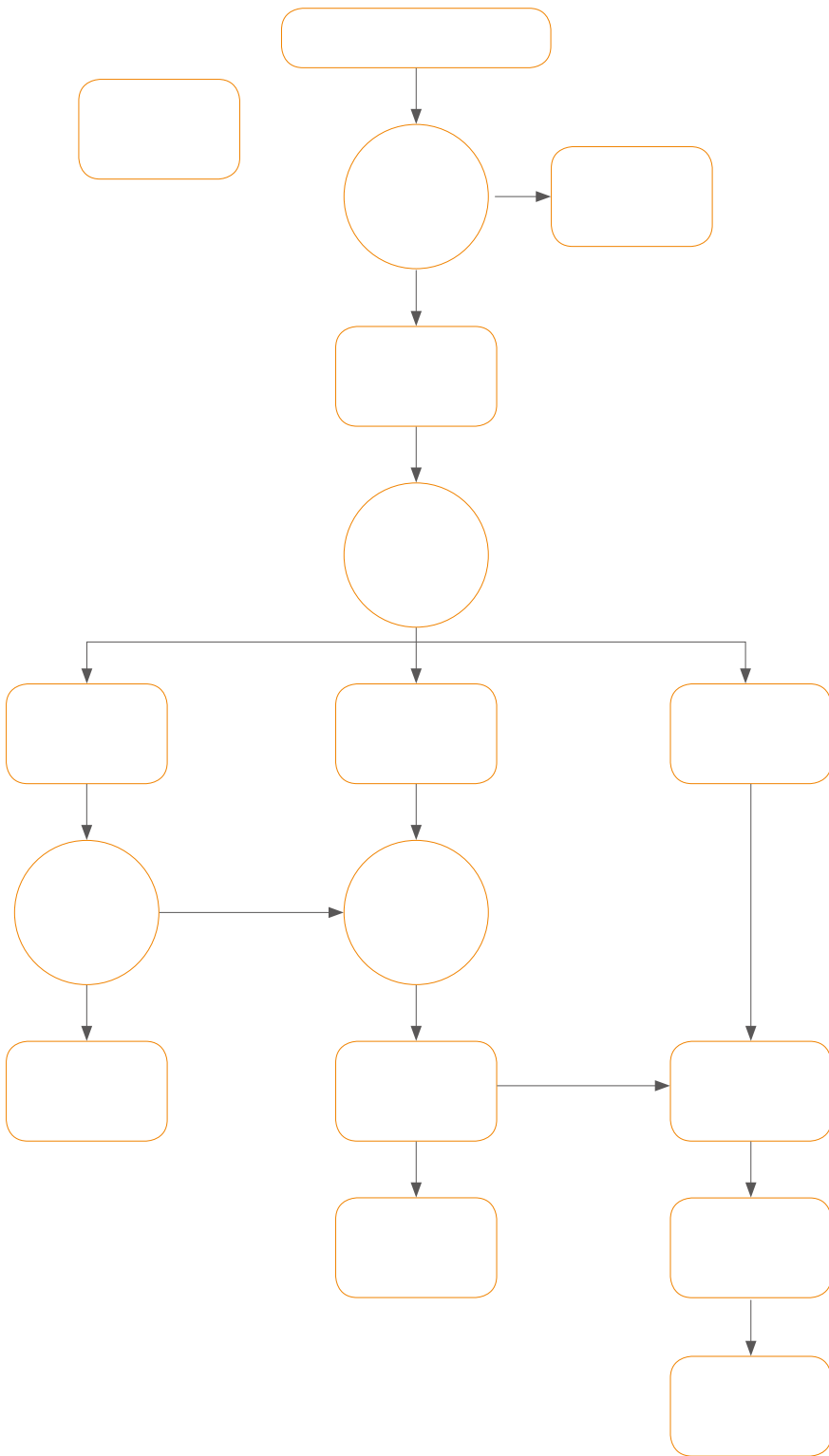
95.39%

97.8% 95% 95% 96.8% 92.32%


9 5 3 0 0

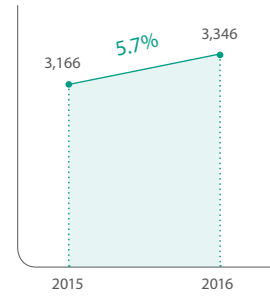
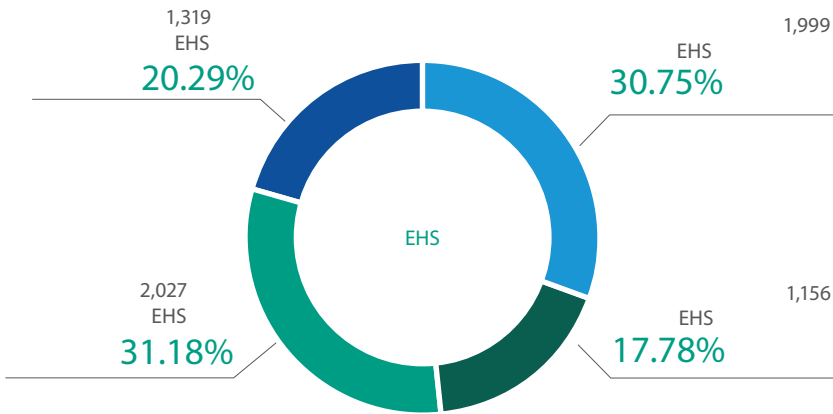
注：此处的医疗纠纷定义为由司法介入的医疗纠纷











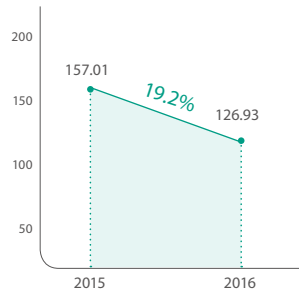
700

700

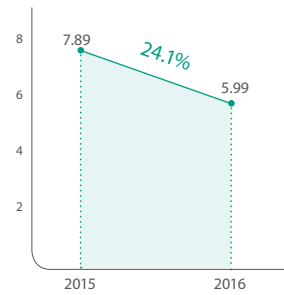


56.31

56.31



126.93 / 19.2%



5.99 / 24.1%



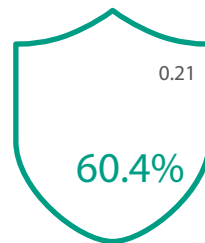
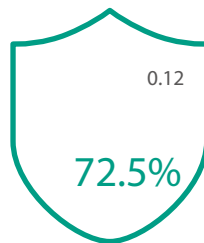
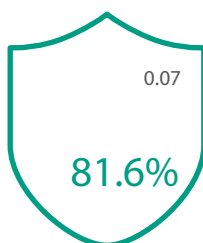
EHS

93,431
5.75
EHS


2015
2016



↑ 30.72%



EHS



Environment, Health and Safety (EHS) Policy

EHS

Fos nPharma is dedicated to become a globally recognized healthcare company. Under the philosophy of integrity and sustainability, Fos nPharma publishes its EHS policy that pursues the common developments of enterprises, environment and societies.

Thus, Fos nPharma commits to:

EHS

1. Comply with all applicable laws, regulations and standards related to Environment, Health and Safety (EHS) in both China and any other regions/states where our business is registered;

EHS

2. Implement the strategies for sustainable developments of both environment and society, by preventing contaminants and pollution, saving energies, protecting ecological civilization, and building environment-friendly communities.

3. Provide safe and healthy workplaces for employees and our business partners, by taking all kinds of efforts to minimize risks, to prevent and eliminate possible hazards and injuries.

4. Care for the well-being of employees, by taking all means of reducing their exposures to occupational risks and hazards.

2016

EHS

/



2016

290

650

.

2016



2016

6



"

"

2016

700

530

2.86

46.1



2016

| | | | | | | |
|----|--|------------|----------|-----------|---|---|
| | | | 248.01 | 248.86 | - | - |
| | | | 354.62 | 352.28 | - | - |
| 1. | | | 2,790 | 2,858.24 | - | - |
| | | | 984 | 959.90 | - | - |
| | | | 2,300 | 2,410.86 | - | - |
| | | | 1,225 | 1,329.22 | - | - |
| 2. | | | 300 | 287.23 | - | - |
| | | | 12,500 | 12,635.03 | - | - |
| | | | 11,250 | 10,040.56 | - | - |
| | | 10ml 2ml (| 3,609.42 | 3,561.8 | - | - |
| 3. | | 10ml 2ml | 3,568.77 | 3,531.59 | - | - |
| | | PVC190 | 27,540 | 29,659.91 | - | - |
| | | 30ml | 105.84 | 117.22 | - | - |
| | | | 2,068 | 2,031 | - | - |
| 1. | | | 2,640 | 2,640 | - | - |
| | | | 480 | 470 | - | - |
| | | | 419 | 406 | - | - |
| 2. | | | 250,100 | 253,790 | - | - |
| | | | 49,300 | 49,120 | - | - |
| | | | 400 | 247 | - | - |
| 3. | | | 1.8 | 2.0 | - | - |
| | | | 2,000 | 985 | - | - |
| | | | 1,000 | 803 | - | - |
| 1. | | | 8,770 | 8,770 | - | - |
| | | | 25,670 | 25,670 | - | - |
| 2. | | | 36,600 | 36,600 | - | - |
| | | | 28,920 | 28,920 | - | - |
| | | L | 300 | 290 | - | - |
| 1. | | L | 4,060 | 3,672 | - | - |
| | | DMEM/F12 L | 425,850 | 379,500 | - | - |
| 2. | | C4 | 27 | 28 | - | - |
| | | | 1,550 | 1,278 | - | - |
| | | | 1,107.15 | 1,248.71 | - | - |
| 3. | | | 1,157 | 1,218 | - | - |
| | | | 1,180.7 | 1,007.46 | - | - |
| | | | 41,906 | 33,301 | - | - |
| 1. | | | 26,430 | 30,899 | - | - |
| | | | 32,710 | 32,676 | - | - |
| | | | 14,700 | 12,232 | - | - |
| 2. | | | 29,492 | 28,621 | - | - |
| | | | 668 | 675 | - | - |
| | | | 66,240 | 66,664 | - | - |
| | | | 11,203 | 9,858 | - | - |
| 3. | | | 6.03 | 5.79 | - | - |
| | | | 1,322 | 1,146 | - | - |
| | | | 1,096 | 1,088 | - | - |

| | | | | | |
|----|-----------|--------|--------|-------|-------|
| 1. | | 474.94 | 474.75 | - | - |
| | | 1,749 | 1,657 | - | - |
| | | 38 | 41 | - | - |
| 2. | | 3,000 | 850 | - | - |
| | | 22 | 22.9 | - | - |
| | | 11.8 | 10.15 | 10.15 | 100% |
| 1. | | | | - | - |
| 2. | | | | - | - |
| 3. | | | | - | - |
| 1. | | 15 | 15 | - | - |
| | | 15 | 15 | - | - |
| | | 165 | 165 | - | - |
| 2. | | 50 | 50 | - | - |
| | | 105 | 105 | - | - |
| | | 148 | 148 | - | - |
| | | 6,500 | 6,500 | - | - |
| 3. | 20ml) | 1.247 | 1.247 | - | - |
| | | 2.1 | 2.1 | - | - |
| | | 0.56 | 0.56 | - | - |
| | | 7.55 | 4.6 | - | - |
| | | 12.96 | 8.8 | - | - |
| 1. | | 7.8 | 6.6 | 1 | 15.2% |
| | | 10.25 | 7.75 | 3 | 38.7% |
| | | 6.4 | 5.12 | 1.4 | 27.3% |
| | | 3.78 | 5.04 | - | - |
| 3. | 20 | 903 | 870 | - | - |
| | | 200 | 292 | - | - |
| | | 1,200 | 1,150 | - | - |
| 1. | V | 3,100 | 3,100 | - | - |
| | | 1,000 | 890 | - | - |
| | | 2,000 | 1,980 | - | - |
| 3. | | 10 | 10 | - | - |
| | | 5 | 5 | - | - |
| | 5.5# 7.0# | 12 | 11 | - | - |
| 2. | 84 | 4 | 3.6 | - | - |
| | 10ml 20ml | 17 | 17 | - | - |
| | | 21.2 | 21.2 | - | - |
| 3. | | 3 | 3 | - | - |
| | CT | 3 | 3 | - | - |
| | | 159.64 | 159.64 | - | - |
| 2. | 40L | 2,301 | 2,301 | - | - |
| 3. | | 11.4 | 9.5 | - | - |
| | L | 520 | 520 | - | - |
| | 25 | 138 | 138 | - | - |
| 2. | L | 1,444 | 1,444 | - | - |
| | 40L 10L | 316 | 316 | - | - |
| | | 334.2 | 334.2 | - | - |
| 2. | | 1,000 | 1,000 | - | - |


2016

| | | | | | |
|------|----|-----|-----|---|-------|
| Alma | 3. | 865 | 865 | - | - |
| | | 10 | 5 | - | - |
| | 3. | 10 | 5 | 1 | 20.0% |
| | | 6 | 1 | - | - |
| | | 15 | 10 | 5 | 50.0% |

注：表中除已注明单位外其他均以公斤计。

511 600m³/d
+ + +TRIC + A/O +

COD BOD SS 2016



2016

91

2016
VOCs

VOCs

2016
VOCs

VOCs

2016

91

| | | | | | | | | |
|---------|---------|-------|------|---|----|--|---|----|
| 0.000 | 0.001 | 0.000 | 0.12 | | | | | |
| 0.000 | 0.010 | 0.130 | 0.07 | | | | | |
| 3.359 | 0.611 | 0.370 | 0.00 | | | | | |
| 0.002 | 0.001 | 0.000 | 0.00 | | | | | |
| 32.863 | 23.886 | 8.817 | 0.00 | | | | | |
| 419.839 | 441.936 | 6.187 | 0.00 | | | | + | |
| 0.000 | 15.747 | 1.030 | 0.00 | | | | | |
| 3.384 | 2.269 | 1.086 | 0.00 | | | | | |
| 0.869 | 0.000 | 0.185 | 0.00 | | | | | 35 |
| 0.000 | 0.000 | 0.000 | 1.34 | | | | + | 20 |
| 4.007 | 0.180 | 0.604 | 0.00 | | | | | |
| 0.000 | 0.000 | 0.000 | 0.01 | | | | | |
| 0.03 | 0.038 | 0.013 | - | | | | | |
| 0.000 | 0.000 | 0.000 | 0.55 | " | + | | + | " |
| 1.414 | 0.000 | 0.007 | 0.00 | | 1. | | | 2. |
| 0.002 | 0.000 | 0.000 | 0.00 | | | | | |
| 0.010 | 0.014 | 0.014 | 0.00 | | | | | |



" " 2016



VOCs 200 WWTU
30

2016 80,848.14 3,158 909

2016

2016

| | | | | | | | | |
|----------|-------|---------|--------|---|--------|-------|------|------|
| 172.94 | 121 | 13.44 | 38.5 | 0 | 37.3 | 0 | 1.2 | |
| 1,365 | 15 | 1,300 | 50 | 0 | 47.7 | 0 | 2.3 | 1300 |
| 86.48 | 22 | 36 | 28.48 | 0 | 28.48 | 0 | 0 | |
| 30.2 | 21.3 | 4.8 | 4.1 | 0 | 4.1 | 0 | 0 | |
| 76.79 | 48 | 25.32 | 3.47 | 0 | 0 | 0 | 3.47 | |
| 3.37 | 3 | 0.2 | 0.17 | 0 | 0.17 | 0 | 0 | |
| 1,825.34 | 80 | 1,653 | 92.34 | 0 | 46.05 | 46.29 | 0 | 1633 |
| 29.55 | 10 | 7 | 12.55 | 0 | 11.6 | 0 | 0.95 | |
| 6193.53 | 1,522 | 4490.49 | 181.04 | 0 | 181.04 | 0 | 0 | |

2016

| | | | | | | | |
|--------|-------|-------|-------|---|-------|---|------|
| 229.67 | 146 | 0 | 83.67 | 0 | 83.67 | 0 | 0 |
| 738 | 535 | 0 | 203 | 0 | 203 | 0 | 0 |
| 23.87 | 11.91 | 11.91 | 0.04 | 0 | 0.04 | 0 | 0 |
| 192 | 75 | 0 | 117 | 0 | 0 | 0 | 117 |
| 0.67 | 0.63 | 0.02 | 0.02 | 0 | 0 | 0 | 0.02 |
| 15.3 | 9.6 | 0 | 5.7 | 0 | 2.5 | 0 | 3.3 |
| 25.3 | 12 | 12 | 1.3 | 0 | 1.3 | 0 | 0 |
| 3.37 | 2.08 | 1.08 | 0.21 | 0 | 0.21 | 0 | 0 |
| 0.84 | 0.75 | 0 | 0.09 | 0 | 0.09 | 0 | 0 |
| 1.51 | 1.5 | 0.01 | 0 | 0 | 0 | 0 | 0 |
| 63 | 60 | 3 | 0 | 0 | 0 | 0 | 0 |
| 13 | 13 | 0 | 0 | 0 | 0 | 0 | 0 |
| 0.5 | 0.5 | 0 | 0 | 0 | 0 | 0 | 0 |
| 15 | 5 | 10 | 0 | 0 | 0 | 0 | 0 |
| 78 | 50 | 28 | 0 | 0 | 0 | 0 | 0 |
| 0.08 | 0.08 | 0 | 0 | 0 | 0 | 0 | 0 |

2016

| | | | | | | | |
|--|-----|----|--|--|--------|--|--------|
| | | | | | 9.30 | | 35.20 |
| | | | | | 519.20 | | 28.50 |
| | | | | | 45.00 | | 42.00 |
| | | | | | 0.35 | | 29.36 |
| | | / | | | 22.90 | | 17.75 |
| | | | | | 5.00 | | 1.00 |
| | | | | | 20.00 | | 100.00 |
| | UPS | pH | | | 1.00 | | 13.49 |
| | | | | | 206.00 | | 156.00 |
| | | | | | 218.00 | | 83.00 |
| | | | | | 1.21 | | 7.14 |

2016

" "



2016 16

EHS

8 25

1 5 5

66

2016

2016 9 10
24

120

16
100%

600

66

600

" "



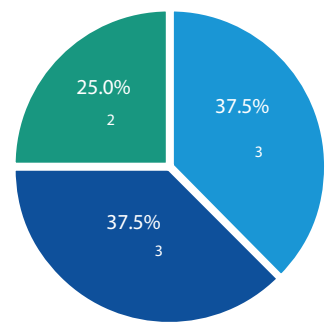
2016

CO₂ 75

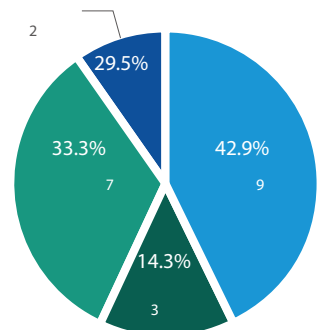
2016

2

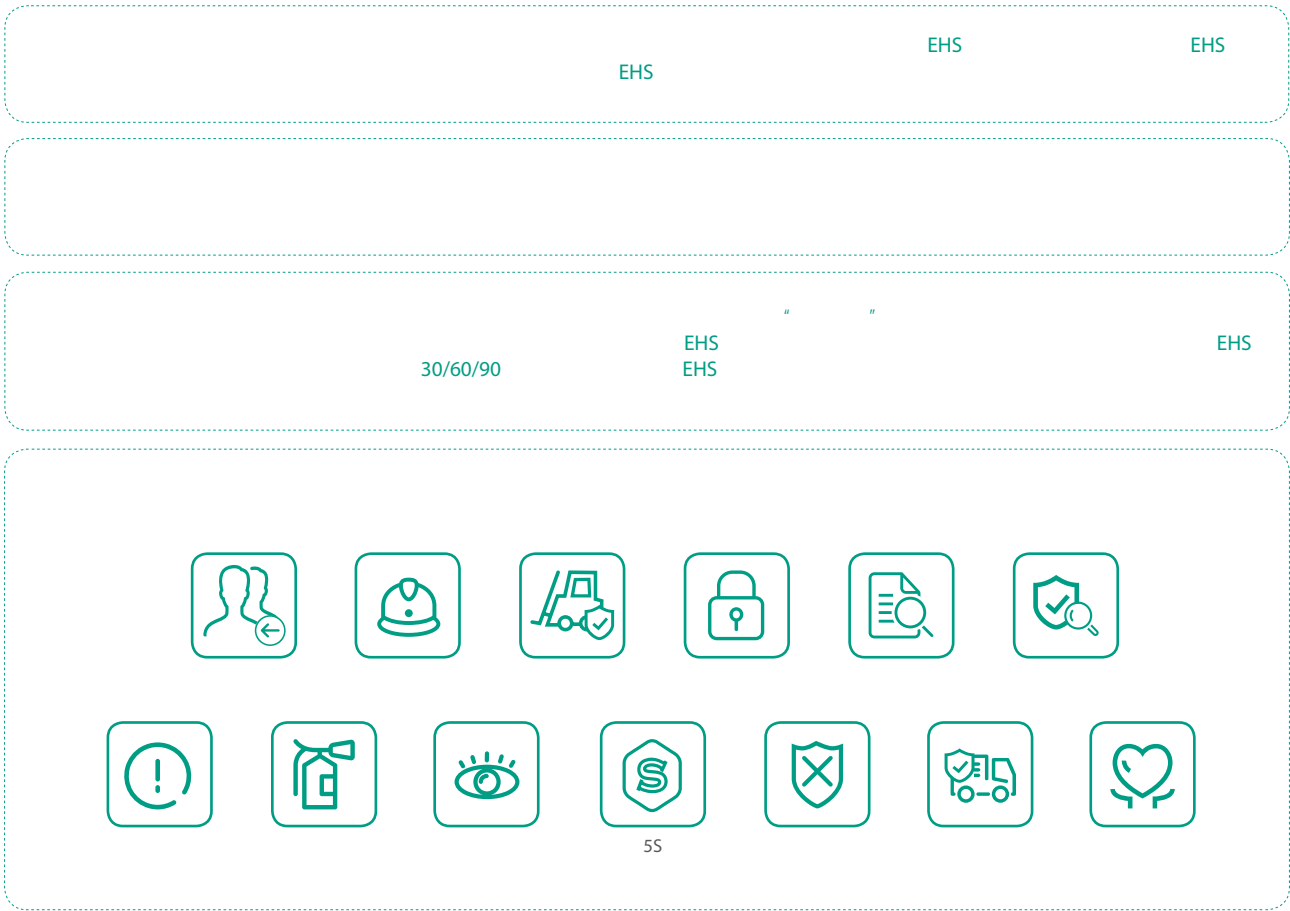
" "




2015



2016



| | () | () | () | () | () | () | () | () | () | () |
|------|--------|-------|-------|-------|-------|-------|--------|-------|--------|------|
| 2014 | 15,757 | 0 | 0.006 | 0.46 | - | - | 14.88% | 2,060 | | |
| 2015 | 15,187 | 0.006 | 0.026 | 0.392 | 0.424 | 0.533 | 12.57% | 4,505 | 71,474 | 4.71 |
| 2016 | 16,235 | 0 | 0.044 | 0.072 | 0.116 | 0.21 | 14.89% | 3,155 | 93,431 | 5.75 |



20 20

| | | | | | | | | | | | | | | |
|-----|-----------|---|---|---|---|---|------|------|-----|-----------|------|---------|------|-----|
| 779 | 1,607,070 | 0 | 0 | 1 | 0 | 1 | 0.12 | 0.00 | 1 | 3 | 0.12 | 0.37 | 0 | 105 |
| 169 | 344,110 | 0 | 0 | 0 | 0 | 0 | 0.00 | 0.00 | 0 | 0 | 0.00 | 0.00 | 0 | 0 |
| 306 | 708,990 | 0 | 0 | 0 | 0 | 0 | 0.00 | 0.00 | 0 | 0 | 0.00 | 0.00 | 0 | 0 |
| 157 | 375,303 | 0 | 0 | 0 | 1 | 1 | 0.53 | 0.00 | 1 | 2 | 0.53 | 1.07 | 0 | 40 |
| 210 | 443,520 | 0 | 0 | 0 | 0 | 0 | 0.00 | 0.00 | 0 | 0 | 0.00 | 0.00 | 0 | 0 |
| 98 | 250,880 | 0 | 0 | 0 | 0 | 0 | 0.00 | 0.00 | 0 | 0 | 0.00 | 0.00 | 0 | 0 |
| 943 | 1,968,984 | 0 | 0 | 1 | 1 | 2 | 0.20 | 0.00 | 779 | 1,607,070 | 0.75 | 594.368 | 0.00 | 105 |

API 605 DCS API

2016

()

100% 2016 0 100% 2,417



2016

| | | | | |
|-----|--------|-----|------|---|
| 354 | 45.44% | 354 | 100% | 0 |
| 140 | 82.84% | 140 | 100% | 0 |
| 8 | 2.61% | 8 | 100% | 0 |

3,155

| | | |
|-----|--------|---------|
| | | |
| | | |
| | | |
| | 21.52 | 41.90 |
| | 7.55 | 28.00 |
| | 101.00 | 0.00 |
| | 0.78 | 30.75 |
| | 18.80 | 20.28 |
| | 9.20 | 1.00 |
| | 262.00 | / 52.50 |
| | 6.00 | 8.10 |
| | 29.00 | 128.00 |
| | 261.40 | 91.00 |
| | 20.59 | 11.85 |
| | 0.88 | 0.94 |
| | / 7.00 | 14.70 |
| | 39.81 | 40.88 |
| | 37.57 | 159.10 |
| | 224.70 | 122.30 |
| | - | 1.10 |
| | - | 0.50 |
| | 2.50 | 1.50 |
| | 1.65 | 11.19 |
| | 18.00 | 3.40 |
| | 605.00 | 60.00 |
| DCS | | |
| | - | 2.52 |
| | 8.00 | 15.00 |
| | 1.62 | 3.90 |
| | 58.00 | 267.30 |
| | 4.00 | 0.50 |
| | 220.08 | 7.50 |
| | 3.85 | 1.20 |
| | 1.00 | 0.90 |
| | 3.00 | 15.00 |
| | - | 0.40 |

| | | | | h | | h | | | |
|-----|-----|------|-------|-------|----------|-----|-------|----------|-----------|
| | | % | h | | | | | | |
| 693 | 693 | 100% | 1392 | 2,989 | 5,218.5 | EHS | 1,205 | 1,645.5 | EHS |
| 260 | 260 | 100% | 6392 | 402 | 603 | | 227 | 303 | PPE EHS |
| 390 | 390 | 100% | 1550 | 56 | 672 | | 1,860 | 1,860 | GB30871 |
| 64 | 64 | 100% | 571 | 795 | 1,745.25 | | 911 | 1,956.25 | |
| 77 | 77 | 100% | 1752 | 600 | 2,700 | EHS | 182 | 341 | |
| 129 | 129 | 100% | 512 | 680 | 1,902.5 | EHS | 805 | 1428.5 | |
| 91 | 91 | 100% | 3856 | 2,080 | 4,835 | EHS | 1125 | 2,838.5 | LOTO |
| 16 | 16 | 100% | 3931 | 330 | 419.5 | EHS | 122 | 126 | HAZOP JHA |
| 161 | 161 | 100% | 1552 | 1,353 | 1,731 | EHS | 108 | 290 | MG&LOTO |
| - | - | - | - | 96 | 138.88 | EHS | 71 | 98.5 | |
| - | - | - | - | 12 | 1 | EHS | - | - | - |
| - | - | - | - | 650 | 300 | EHS | 60 | 360 | |
| 33 | 33 | 100% | 792 | 465 | 697.5 | EHS | 465 | 697.5 | |
| 72 | 72 | 100% | 1154 | 108 | 171 | EHS | 5 | 5.5 | |
| 136 | 136 | 100% | 3,600 | 993 | 4,000 | EHS | 215 | 1,700 | |
| 4 | 4 | 100% | 3 | - | - | - | 26 | 16 | |
| 42 | 42 | 100% | 1008 | 50 | 50 | | 63 | 63 | |
| 2 | 2 | 100% | 64 | 124 | 114 | EHS | 166 | 138 | loto |
| 56 | 56 | 100% | 224 | 3,006 | 2,750 | | 630 | 1,863 | |
| 50 | 48 | 100% | 48 | 100 | 95 | EHS | 50 | 45 | |
| 9 | 9 | 100% | 48 | 19 | 38 | EHS | 19 | 152 | |
| 856 | 507 | 100% | 277 | - | - | - | 18 | 41.5 | |
| 15 | 15 | 100% | 180 | 1,462 | 3,100 | EHS | 22 | 55 | |
| 2 | 2 | 100% | 40 | 151 | 377 | EHS | 2 | 5 | |
| 12 | 12 | 100% | 6 | - | - | - | - | - | - |
| 2 | 2 | 100% | 48 | 258 | 169 | EHS | 152 | 268 | |
| 4 | 4 | 100% | 48 | 577 | 577 | EHS | 2 | 24 | |
| - | - | - | - | 1 | 8 | EHS | - | - | - |
| - | - | - | - | 4 | 8 | EHS | - | - | - |

2016

EHS

| | | | | % | | h | | h | |
|-----|-----|------|-----|---|-----|-----|-----|----|-----|
| 102 | 108 | 100% | 230 | | 231 | 116 | EHS | 15 | 15 |
| - | - | - | - | - | 222 | 780 | EHS | 28 | 592 |
| - | - | - | - | - | 1 | 8 | EHS | - | - |

EHS

2016

" " " " " "

2016

"

EHS
EHS

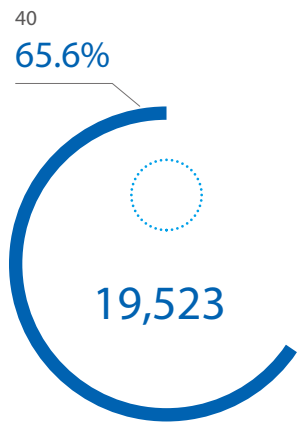
EHS

"



50.96%

49.04%



2016 12 31 19,523 2015

9.4%

2016 40 65.6%

2016 134

27.6 % 14.85 % (QA QC) 2,194

59.0 %

14.2%

2016

31.0 %



2016



2016




" "

" "

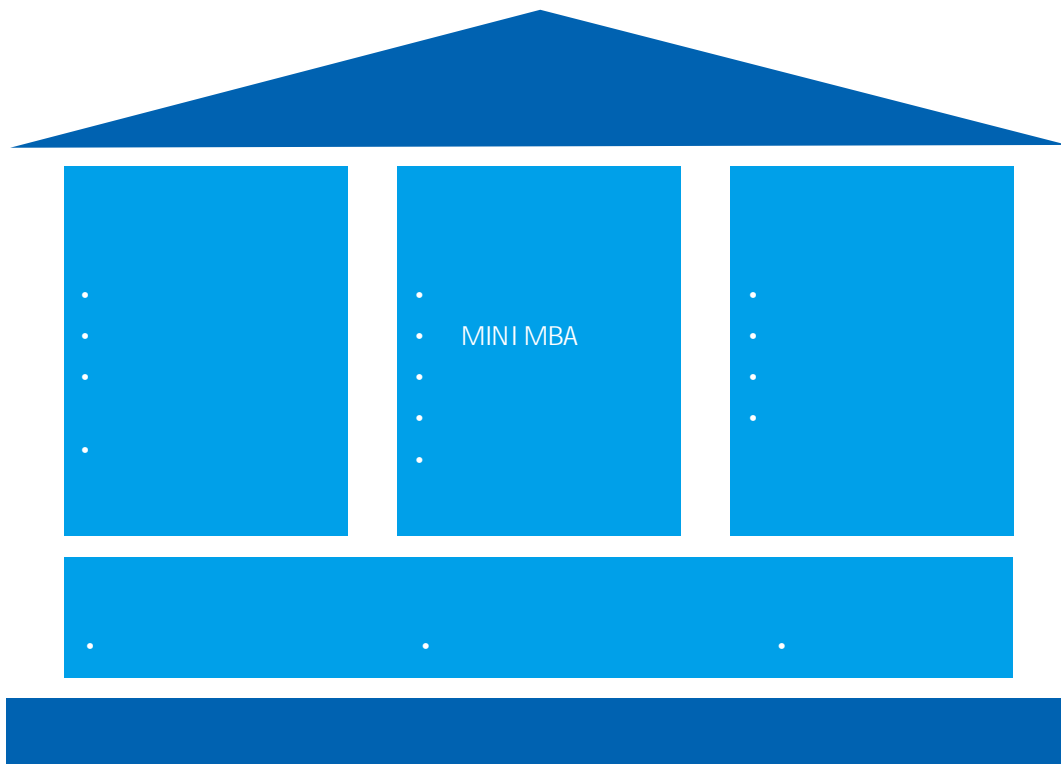
" "

/

"



| | 2012 | 2013 | 2014 | 2015 | 2016 |
|---|---------|---------|---------|---------|---------|
| | 813 | 931 | 879 | 557 | 819 |
| / | - | - | 36 | 28 | 33 |
| / | - | - | 37 | 29 | 31 |
| / | - | - | 34 | 30 | 37 |
| | 118 | 154 | 180 | 226 | 249 |
| | 4,610 | 5,844 | 20,815 | 6,627 | 6,348 |
| | 8,971 | 14,050 | 18,278 | 20,697 | 21,255 |
| | 405,406 | 543,758 | 652,405 | 577,366 | 710,701 |
| | 317 | 434 | 714 | 924 | 543 |
| | 23,392 | 44,080 | 44,681 | 53,994 | 65,639 |



: 2016



QA

CGMP

QBD FDA

GMP

GDP

:

2016 11

1 120



: (CML)

(CML)

360

" "

2016

Pre-IPO

2007

2016

50.96%

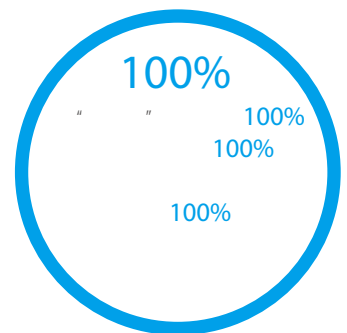
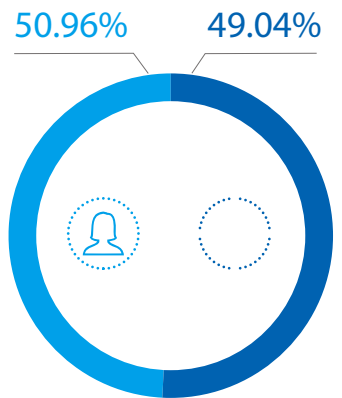
0.36%

2.49%

100%

100%
100%

" "



单位：人

| | 2012 | 2013 | 2014 | 2015 | 2016 |
|--|------|------|------|------|------|
| | 40 | 49 | 52 | 64 | 47 |
| | 2 | 7 | 3 | 5 | 3 |
| | 4 | 9 | 5 | 4 | 11 |
| | 160 | 159 | 193 | 233 | 283 |
| | 23 | 37 | 32 | 54 | 101 |
| | 33 | 30 | 21 | 46 | 64 |

| | 2012 | 2013 | 2014 | 2015 | 2016 |
|--|--------|--------|--------|--------|--------|
| | 20.60% | 19.12% | 11.48% | 18.45% | 23.92% |

注：晋升 / 期初期末平均数

| | 2012 | 2013 | 2014 | 2015 | 2016 |
|--|--------|--------|--------|--------|--------|
| | 18.90% | 17.57% | 17.05% | 17.12% | 17.89% |
| | 17.21% | 14.76% | 14.50% | 13.24% | 14.86% |

注：流出率 = 所有离职员工数 * 2 / (期初 + 期末总人数) ; 流失率 = 主动离职员工人数 * 2 / (期初 + 期末总人数)

2016

" "

EAP



eCME

Dr. Chif a







>300

>90

1

2016

2016

2.99 *

2008 5 14

0±0±5#0±) h U 0±Â ñ°...0±0±5#) 0±Â ñ°...0±0±Â ñ°...0±5#

2016

OA

2016

"

"

2016

23

2016

ISO19600

2016

797

1998

— — "

"

2016

"

"

500

"

"

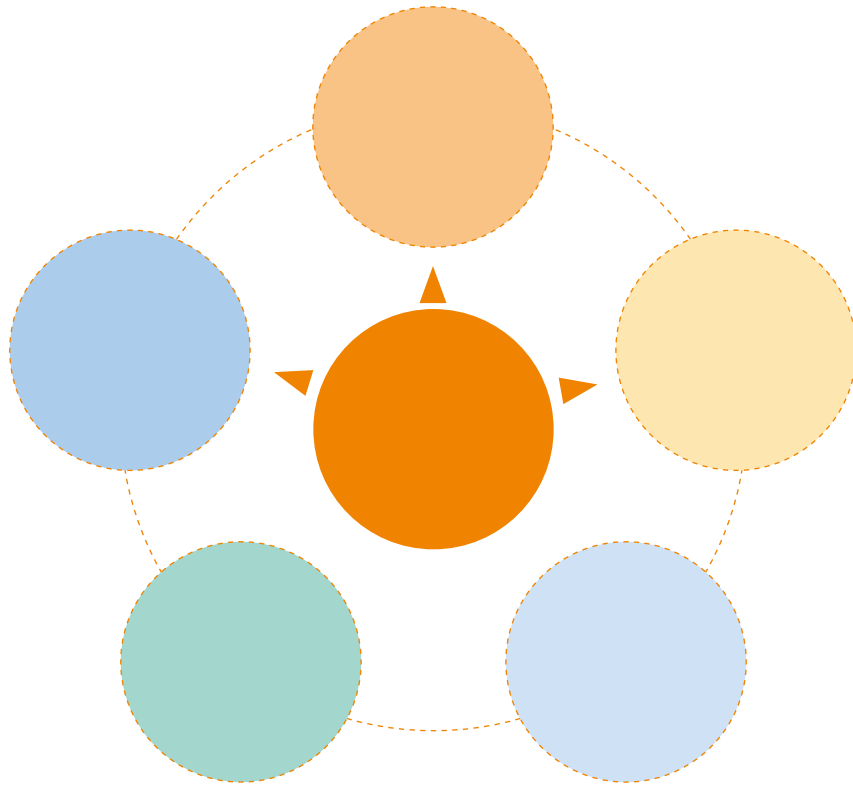
"

"

2016



500



" "

2016 645
" " 100

2016 15 29 4 10
15
60 100
500

9 " " " " ---

30 207 3 5 10
17 " " 2016 " " 2016 10
" " 2016 " " 6

2016 15



9 9

fos nfo ndation

" "

3 22

1000

--- ' " " " " 2016 2020
1000

4 27

2016

2

" "


22


6.6

4

" 6 "

TM





| | 2012 () | 2013 () | 2014 | 2015 | 2016 |
|---|-------------|-------------|-------|-------|--------|
| * | 6.05 | 6.84 | 7.21 | 7.86 | 9.19 |
| | 0.80 | 0.90 | 0.92 | 1.07 | 1.21 |
| | 0.44 | 0.46 | 0.58 | 0.72 | 0.91 |
| | 8.24% | 6.22% | 8.43% | 9.57% | 10.63% |

*注：归属于上市公司股东的每股净资产（元/股）= 归属于母公司股东权益合计 / 期末股数

| | 2012 () | 2013 () | 2014 | 2015 | 2016 |
|--|-------------|-------------|-----------|-----------|-----------|
| | 734,078 | 999,641 | 1,202,553 | 1,260,865 | 1,462,882 |
| | 186,598 | 214,062 | 192,501 | 234,662 | 212,540 |
| | 203,599 | 281,883 | 239,435 | 329,717 | 339,942 |
| | 9,725 | 10,436 | 34,047 | 10,666 | 19,511 |
| | 1,020 | 1,692 | 1,676 | 3,200 | 2,298 |
| | 282 | 1,045 | 85 | 362 | 974 |
| | 212,304 | 290,627 | 271,805 | 337,183 | 357,155 |
| | 28,376 | 50,632 | 34,821 | 50,117 | 35,021 |
| | 183,927 | 239,995 | 236,984 | 287,066 | 322,134 |
| | 156,392 | 202,706 | 211,287 | 246,009 | 280,584 |
| | 27,536 | 37,289 | 25,697 | 41,057 | 41,550 |
| | 78,900 | 105,080 | 126,821 | 143,449 | 163,136 |
| | 333 | 424 | 735 | 847 | 797 |

注：本公司在编制 2015 年度财务报表时，已全面执行财政部于 2014 年 1 月至 7 月期间颁布的 9 项企业会计准则，因会计政策变更，本公司在上述列表中追溯并调整了绩效指标和社会指标。

| | 2012 | 2013 | 2014 | 2015 | 2016 |
|--|---------|---------|---------|---------|---------|
| | | 1.90 | 2.36 | 2.76 | 2.99 |
| | | () | | | |
| | 14,357 | 16,791 | 18,081 | 17,842 | 19,523 |
| | 7,222 | 8,246 | 8,800 | 8,653 | 9,574 |
| | 7,135 | 8,545 | 9,281 | 9,189 | 9,949 |
| | 522 | 717 | 842 | 994 | 1,155 |
| | 100% | 100% | 100% | 100% | 100% |
| | 76,594 | 124,594 | 163,190 | 200,435 | 219,600 |
| | () | () | | | |
| | 100% | 100% | 100% | 100% | 100% |
| | 0.52% | 0.38% | 0.41% | 0.36% | 0.36% |
| | 2.80 | 2.39% | 2.30% | 2.20% | 2.48 |
| | 400 | 386 | 416 | 393 | 487 |
| | 410,016 | 549,602 | 673,220 | 583,992 | 717,049 |
| | | | () | | |
| | 20.60% | 19.12% | 11.48% | 18.45% | 23.92% |
| | 18.90% | 17.57% | 17.05% | 17.12% | 17.89% |
| | | 100% | 100% | 100% | 100% |

| | 2012 | 2013 | 2014 | 2015 | 2016 |
|--|------|------|------|------|-------|
| | 107 | 119 | 125 | 161 | 173 |
| | 3 | 8 | 11 | 13 | 30 |
| | 3.70 | 5.05 | 6.85 | 8.30 | 11.06 |
| | 70 | 72 | 86 | 89 | 103 |
| | 33 | 32 | 36 | 15 | 30 |
| | 766 | 779 | 856 | 887 | 995 |

86 21 33987125

1289 A

200233

s nl@fos npharma.com

.fos npharma.com

2016

1

2

3

4

5

2016

上海市经济团体联合会执行副会长兼秘书长 李鹤富

2016

2016

"

"

责扬天下（北京）管理顾问有限公司总经理 陈伟征

2016

润灵环球（RKS）创始人 张浩而

| | | | | | | |
|----------|---------------------------------------|------------------|-----------------------------|----|-------|------|
| GRI | Global Reporting Initiative, | | | | | |
| FSC | Forest Stewardship Council | | | | | |
| EHS | Environment Health Safety | | | | | |
| CAPA | Corrective Action & Preventive Action | | | | | |
| FDA | FDA | | | | | |
| WHO-PQ | PQ | Prequalification | | PQ | WHO | 2001 |
| WTO | | | | | | |
| GMP | Good Manufacturing Practice | | | | | |
| cGMP | Current Good Manufacturing Practices | | | | | |
| OOS | Operation Support System | | | | | |
| SOP | Standard Operation Procedure | | | | | |
| GCP | " | " | | | | |
| CSR | Corporate-Social-Responsibility | | | | | |
| Artes n | | | | | | |
| eCME | 2014 | " | " | | | / |
| IT | Information Technology | | | | | |
| NGO | Non-Governmental Organizations | | | | | |
| CE | CE | | " European Conformity CE | | " CE" | |
| TUV | TUV | T V | | | | |
| ISO13485 | " | " | ISO | | | |
| | = | + | + | + | + | / |
| | | = | + | | | |
| | = | + | + | | + | |
| | ÷ | | | | | |
| OA | Internet/Intranet | | | | | |

“ ” “ ”

A

4

ISO14001

OHSAS18001

BSI

(DNV) 13

1999

COD Chemical Oxygen Demand,

NH₃-N () ,

SS Suspended Solids

14 40

VOCs Volatile Organic Compounds

acid fog 0.1 10
µm

SO_x

NO_x

PVC Polyvinyl Chloride

LED Light Emitting Diode

RO Reverse osmosis

5S Seiri Seiton Seiso Seiketsu Shitsuke

DCS Distributed Control System

7000

7000

HECC

EDI

Electro deion i ation

RO

CO₂

CH₄

N₂O

PPE

Personal Protection Eq ipment

LOTO

Lock Out & Tag Out

HAZOP JHA

5S

PSM

Process Safet Management

HRO

High Risk Operation

EIR

Establishment Inspection Report

> 00ht 0, 7p930.76 li à3 r > &,> 0.70eh



122

GB/T36002

L-1

| | |
|-------|----------|
| L-1-1 | 98-99 |
| L-1-2 | 92-99 |
| L-1-3 | 92-99 |
| L-1-4 | 98-99 |
| L-1-5 | 98-99 |
| L-1-6 | 98-99 |
| L-1-7 | 22 98-99 |
| L-1-8 | 98-99 |
| L-1-9 | 50-51 |

L-2

| | |
|--------|-------------|
| L-2-1 | 58-60 80-84 |
| L-2-2 | 80-84 100 |
| L-2-3 | 98 |
| L-2-4 | 98-100 |
| L-2-5 | 38-39 |
| L-2-6 | 38-39 98-99 |
| L-2-7 | 98-99 |
| L-2-8 | 92-100 |
| L-2-9 | 92-100 |
| L-2-10 | 98-100 |
| L-2-11 | 98-99 |

L-3

| | |
|-------|---------------|
| L-3-1 | 99 |
| L-3-2 | 99 104-105 |
| L-3-3 | 98-99 104-105 |
| L-3-4 | 98-99 104-105 |
| L-3-5 | 21-22 104-105 |

L-4

GB/T36002

| | |
|------------|-------|
| L-4-1 | 58 |
| L-4-2 | 80-81 |
| L-4-3 | 80 |
| L-4-4 | 81 |
| L-4-5 | 83-84 |
| L-4-6 | 81-82 |
| L-4-7 | 81 |
| L-4-8 | 81 |
| L-4-9 | 81 |
| L-4-10 | 86-88 |
| L-4-11 | 89 |
| L-5 | |
| L-5-1 | 93-97 |
| L-5-2 | 98-99 |
| L-5-3 | 98-99 |
| H-1 | |
| H-1-1 | 58-59 |
| H-1-2 | 71-74 |
| H-1-3 | 71-74 |
| H-1-4 | 71-74 |
| H-1-5 | 71-74 |
| H-1-6 | 71-74 |
| H-1-7 | 75-76 |
| H-1-8 | 75-76 |
| H-1-9 | 60 |
| H-2 | |
| H-2-1 | 60-63 |
| H-2-2 | 60-63 |
| H-2-3 | 64-65 |
| H-2-4 | 64 |

GB/T36002

| | | |
|------------|-----|-------------|
| H-2-5 | | 65 |
| H-2-6 | | 64-65 72-73 |
| H-2-7 | | 78 |
| H-2-8 | | 58-61 |
| H-2-9 | | 57-89 |
| H-3 | | |
| H-3-1 | | 79-80 |
| H-3-2 | | 79-80 |
| H-3-3 | | 79-80 |
| H-3-4 | | 60-65 |
| H-3-5 | GHG | 79 |
| H-3-6 | | 64-65 |
| H-3-7 | | 79-80 |
| H-3-8 | | 60-61 |
| H-3-9 | | 79 |
| H-3-10 | | |
| H-4 | | |
| H-4-1 | | 79 |
| H-4-2 | | 79 |
| H-4-3 | | 79 |
| H-4-4 | | 65 79 |
| H-4-5 | | 79 |
| H-4-6 | " " | 61-77 |
| H-4-7 | | |
| H-4-8 | | |
| H-4-9 | | 78 |
| H-4-10 | | 79 |

GB/T36002

| | |
|------------|---------|
| H-4-11 | 79 |
| G-1 | |
| G-1-1 | 104-105 |
| G-1-2 | 105 |
| G-1-3 | 105 |
| G-1-4 | 104-105 |
| G-1-5 | 19 |
| G-1-6 | 104-105 |
| G-1-7 | 104-105 |
| G-1-8 | |
| G-1-9 | 104-105 |
| G-1-10 | 104-105 |
| G-2 | |
| G-2-1 | 48 |
| G-2-2 | |
| G-2-3 | 48 |
| G-2-4 | |
| G-2-5 | 98-99 |
| G-3 | |
| G-3-1 | 50 |
| G-3-2 | 50 |
| G-3-3 | 28 |
| G-3-4 | |
| G-3-5 | |
| G-3-6 | 50 |
| G-4 | |
| G-4-1 | 34 |
| G-4-2 | 38 |

GB/T36002

| | |
|--------|-------|
| G-4-3 | 34 |
| G-4-4 | 38 |
| G-4-5 | 38 |
| X-1 | |
| X-1-1 | 48 |
| X-1-2 | 48 |
| X-1-3 | 48 |
| X-1-4 | 46 48 |
| X-1-5 | 48 |
| X-1-6 | |
| X-1-7 | 48 |
| X-1-8 | 48 |
| X-1-9 | 48 |
| X-2 | |
| X-2-1 | 44-48 |
| X-2-2 | 80-84 |
| X-2-3 | 47 |
| X-2-4 | 48 |
| X-2-5 | 48 |
| X-2-6 | 34 |
| X-2-7 | 46 |
| X-2-8 | 44-46 |
| X-2-9 | 46-47 |
| X-2-10 | 49 |
| X-3 | |
| X-3-1 | 48 |

.....

.....

GB/T36002

| | |
|------------|---------|
| X-6-6 | 47 53 |
| X-7 | |
| X-7-1 | 86-88 |
| X-7-2 | 48 |
| X-7-3 | 48 |
| X-7-4 | 27 |
| X-7-5 | 27 |
| X-7-6 | |
| X-7-7 | |
| X-7-8 | |
| X-7-9 | 27 |
| X-7-10 | |
| S-1 | |
| S-1-1 | 108 |
| S-1-2 | |
| S-1-3 | 105 107 |
| S-1-4 | 104-105 |
| S-1-5 | 108 |
| S-1-6 | 108 |
| S-2 | |
| S-2-1 | 106 |
| S-2-2 | 106 |
| S-2-3 | 107 |
| S-2-4 | |
| S-2-5 | |
| S-3 | |
| S-3-1 | 92 |
| S-3-2 | 93-94 |
| S-3-3 | 50 |
| S-3-4 | 92 |

GB/T36002

S-3-5 105

S-3-6 105

S-3-7 105

S-3-8 58-59

S-4

S-4-1 58-59

S-4-2

S-4-3 34

S-4-4

S-47E7>Tj829E9>Tj3495E7D3E03E001492E8E9Tj2A86>Tj76 0 Td373.4251 4777 - 1 03 T28>Bj247

G4

G4

| | | | | | | | | | | | |
|--------|----|--|--|--|--|---|---|-------|-------|----|----|
| G4-1* | | | | | | | | | 3 | | |
| G4-2 | | | | | | 3 | 4 | 16-17 | 139 | | |
| G4-3* | | | | | | | | 10-11 | | | |
| G4-4* | | | | | | | | 12 | 44 | | |
| G4-5* | | | | | | | | | | | |
| G4-6* | | | | | | | | 12 | 18 | | |
| G4-7* | | | | | | | | 4 | 11 | 19 | |
| G4-8* | | | | | | | | 18 | 35-37 | 42 | 44 |
| G4-9* | | | | | | | | | | | 12 |
| G4-10* | a. | | | | | | | | | | |
| UNGC | b. | | | | | | | | | | |

G4

| | | | | | | | | | | |
|--------|----|---|-----|-----|--|---|---|--|---|-------------|
| G4-20* | | | | | | | | | | 23 |
| G4-21* | | | | | | | | | | 23 |
| G4-22* | | | | | | | | | | 112-113 |
| G4-23* | | | | | | | | | 4 | 12 117 |
| <hr/> | | | | | | | | | | |
| G4-24* | | | | | | | | | | 26-30 |
| G4-25* | | | | | | | | | | 26-30 |
| G4-26* | | | | | | | | | | 26-30 |
| G4-27* | | | | | | | | | | 26-30 |
| <hr/> | | | | | | | | | | |
| G4-28* | | | | | | | | | | 4 |
| G4-29* | | | | | | | | | | 4 |
| G4-30* | | | | | | | | | | 4 |
| G4-31* | | | | | | | | | | 115 |
| G4-32* | a. | " | " | | | | | | | |
| | b. | | GRI | | | | | | | |
| | c. | | | GRI | | " | " | | 4 | 131-138 |
| G4-33* | a. | | | | | | | | | |
| | b. | | | | | | | | 4 | 121 140-141 |
| | c. | | | | | | | | | |
| | d. | | | | | | | | | |
| <hr/> | | | | | | | | | | |
| G4-34* | | | | | | | | | | 19-20 |
| G4-35 | | | | | | | | | | 19-20 |
| G4-36 | | | | | | | | | | 19-20 |
| G4-37 | | | | | | | | | | 23-25 |
| G4-38 | | | | | | | | | | 19-20 |
| G4-39 | | | | | | | | | | 19-20 |
| G4-40 | | | | | | | | | | 19-20 |

G4

| | | |
|-------|----|-----------------|
| G4-41 | | 19 |
| G4-42 | | 17 44 58 104 |
| G4-43 | | 34-39 56-91 104 |
| G4-44 | a. | |
| | b. | 19-22 |
| G4-45 | a. | |
| | b. | 3 19 27-30 |
| G4-46 | | 19-22 |
| G4-47 | | 21 35-38 104 |
| G4-48 | | 19 |
| G4-49 | | 19 |
| G4-50 | | 19 |
| G4-51 | a. | |
| | b. | 38-39 59 98 |
| G4-52 | | 19 |
| G4-53 | | |
| G4-54 | | |
| G4-55 | | |

| | | |
|--------|--|---------|
| G4-56* | | 11 21 |
| G4-57 | | 105-106 |
| G4-58 | | 104-105 |

G4

| | | |
|--------|--|------------------|
| G4-EC1 | | 38-39 98 112-113 |
|--------|--|------------------|

G4

| | |
|--------|---------|
| G4-EC2 | 58-59 |
| G4-EC3 | 39 98 |
| G4-EC4 | |
| G4-EC5 | 39 90 |
| G4-EC6 | 92-93 |
| G4-EC7 | 105-107 |
| G4-EC8 | 34-35 |
| G4-EC9 | 46-48 |

| | |
|---------|--------|
| G4-EN1 | 50 |
| G4-EN2 | 60-71 |
| G4-EN3 | 65-74 |
| G4-EN4 | |
| G4-EN5 | 61 |
| G4-EN6 | 64-65 |
| G4-EN7 | 64 |
| G4-EN8 | 61 |
| G4-EN9 | |
| G4-EN10 | 65 |
| G4-EN11 | |
| G4-EN12 | |
| G4-EN13 | |
| G4-EN14 | (IUCN) |

G4

| | | |
|---------|---------------|-------|
| G4-EN15 | | 79 |
| G4-EN16 | | 79 |
| G4-EN17 | | 62 79 |
| G4-EN18 | | |
| G4-EN19 | | |
| G4-EN20 | (ODS) | |
| G4-EN21 | | 71 |
| G4-EN22 | | 72 |
| G4-EN23 | | 75-76 |
| G4-EN24 | | |
| G4-EN25 | I II III VIII | |
| G4-EN26 | | |
| G4-EN27 | | 60 |
| G4-EN28 | | 66-70 |
| G4-EN29 | | |
| G4-EN30 | | 63 |
| G4-EN31 | | 77 |
| G4-EN32 | | 78 |
| G4-EN33 | | 78 |
| G4-EN34 | | |

G4

| | | |
|---------|---|----------|
| G4-LA1 | | 93-99 |
| G4-LA2 | | 38-39-98 |
| G4-LA3 | / | 98 |
| G4-LA4 | | 98 |
| G4-LA5 | | 83-84 |
| G4-LA6 | | 80-83 |
| G4-LA7 | | 83-84 |
| G4-LA8 | | 86-88 |
| G4-LA9 | | 95 |
| G4-LA10 | | 93-97 |
| G4-LA11 | | 98 |
| G4-LA12 | | 93 |
| G4-LA13 | | 38-39-98 |
| G4-LA14 | | |
| G4-LA15 | | |
| G4-LA16 | | 98 |

| | | |
|--------|--|-------|
| G4-HR1 | | |
| G4-HR2 | | 93-97 |

G4-HR

G4

G4-S07

G4-S08

G4-S09

G4-S010

50 78

G4-S011

G4-PR1

G4-PR2

G4-PR3

44-46 48

G4-PR4

G4-PR5

27 31 53

G4-PR6

G4-PR7

G4-PR8

G4-PR9



4 " "

12 50 "

30

—

—

可持续发展验证报告——上海复星 企业社会责任报告

上海复星医药（集团）股份有限公司（以下简称“复星医药”）委托SGS可持续发展报告验证方法，并对位于上海市宜山路1289号的上海复星医药

管理层负责，SGS并未参与。

复星医药2016年度企业社会责任报告

报告值按组织（GRI）可持续发展

指南（2013）》评估报告。

并与员工，以及对相关文件和记录进行核实。

E。

提供的服务包括管理系统和服务认证；质量、环境、
报告验证。SGS申明与复星医药互为完全独立的组
和利益冲突。

通标标准技术服务有限公司上海分公司 医药（集团）股份有限公司2016年度

验证的性质和范围

通标标准技术服务有限公司上海分公司（SGS）经“复星医药”授权，对2016年度企业社会责任报告进行验证。验证范围包括本报告所含文本以及附随表格中的数据

复星医药的2016年度企业社会责任报告中的信息和介绍由其总裁以及2016年度企业社会责任报告任何材料的准备。

复星医药的2016年度企业社会责任报告中的信息和介绍由其总裁以及2016年度企业社会责任报告任何材料的准备。

我们的责任是在报告的验证范围内表达对文字、数据、图表和声明的

《SGS可持续发展报告验证程序》基于国际认可的准则，包括全球报告指南的准确性和可靠性准则，以及AA1000系列标准中的验证水

本报告以中级审查进行验证，所用规章用于：

- 评估内容真实性；以及
- 根据《全球报告倡议组织可持续发展报告指

验证过程包括验证前调研、现场审验、访谈相关领导


本次验证未包含对独立审计的财务信息的溯源及验证

独立性与能力声明

SGS是全球领先的检验，鉴定、测试和认证机构。社会和道德审计及培训；环境、社会和可持续发展报
组织，对该组织及其附属机构和利益相关方不存在偏

可持续发展背景

复星医药从经济、环境与社会方面展现其为实现可持续发展所做出的努力，并将这些绩效结合可持续发展的背景呈现



" " " " " " " " " " " " "

FOSUNPHARMA
复星医药

()

Shanghai Fosun Pharmaceutical (Group) Co., Ltd.

: 1289 A
(86 21) 3398 7000
(86 21) 3398 7020
.fosunpharma.com
200233