

2014

“ ” “ ” “ ” “ ”  
“ ” “ ” “ ” “ ”  
/ “ ” “ ”  
“ ”

2014

2009

3

7

2014 1 1 2014 12

31

2014

A

2014

2014 6 30

<http://www.fosunpharma.com/>

responsibility/report\_down

(PEFC)

2016

“

2014

“ (Global Reporting Initiative, “ GRI” )

G4

GRI G4)

27

[www.fosunpharma.com](http://www.fosunpharma.com)

ISO26000

2010



本期报告所登载的插页照片中的人物均为复星医药在复旦大学、沈阳药科大学设立的奖学金、奖教金获得者。

作为大学生成功创业的典范，复星医药一直积极支持教育事业。2010年，复星医药启动“未来星”公益计划，希望尽企业一己之力，协助更多优秀人才迈向成功，成为未来的耀眼之星。2014年，复星医药在复旦大学、沈阳药科大学、中国药科大学、四川大学、华中科技大学设立奖教学金，旨在为学生创造良好的就学环境，助力当代学生的求学之路，并持续推动中国医药行业的教育事业，为行业培育和挖掘人才。


04

06

08

10

14




\ \

\ \

\ \

32



\ \

\ \

\ \

\ \

40



\ \

\ \

\ \

\ \

54



\

EHS

\

\

80



\ \

\ \

\ \

\ \

92



\ \

\ \

104

106

107

108

109

110


112

113

114 GRI4

123 SGS

125



陈宁

2014

2014

" "

EHS 2014  
EHS

EHS



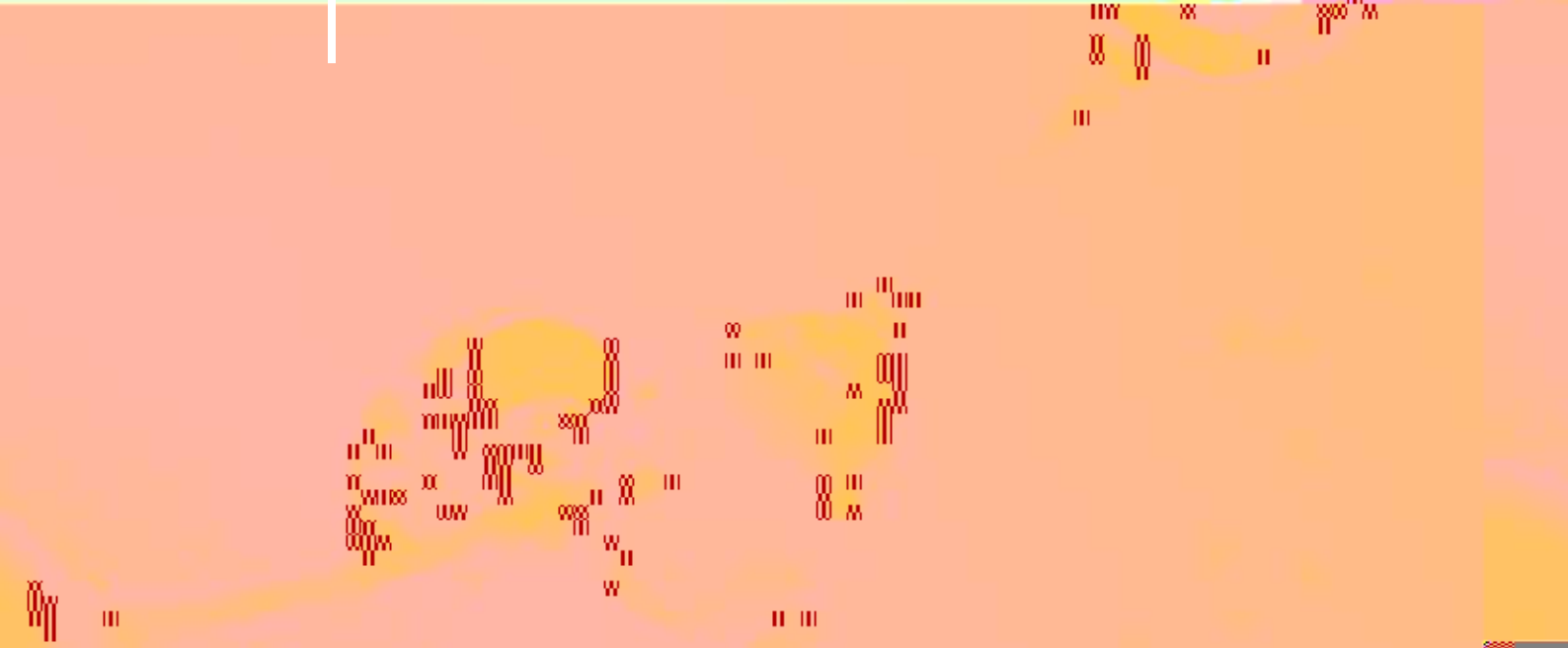
张方

2014











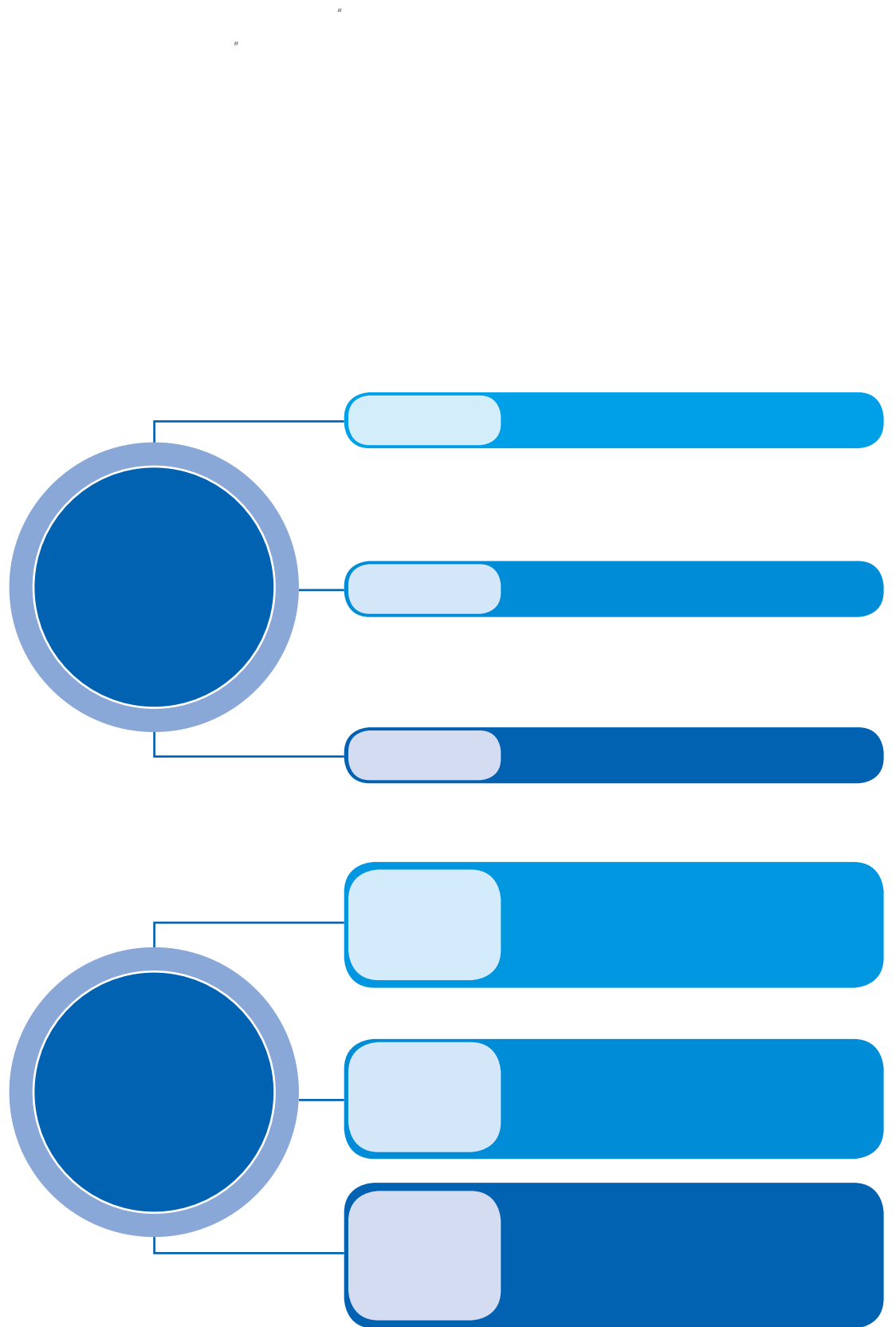
1994 1998 8 2012 10


600196-SH 02196-HK











EHS

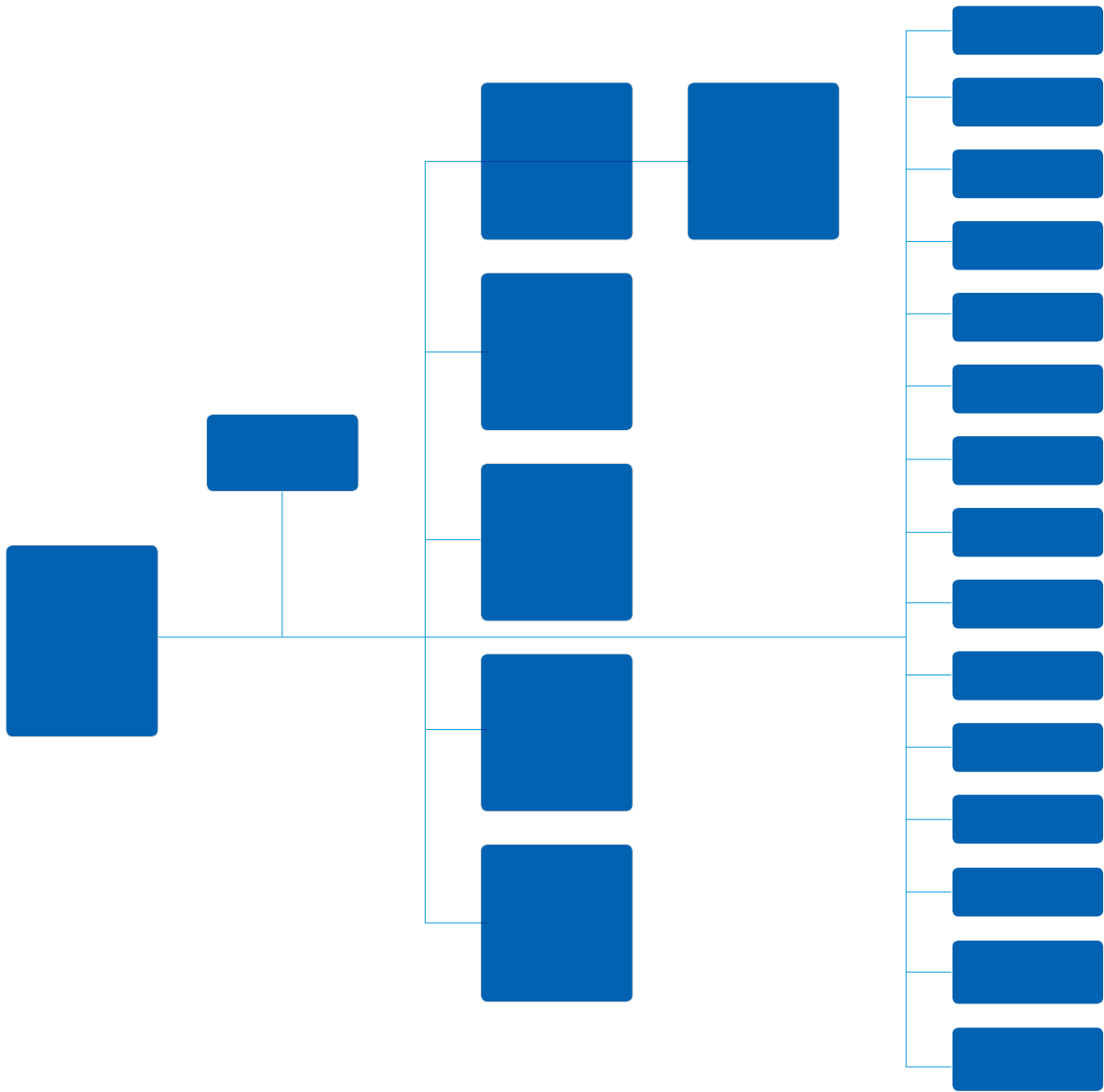
2010





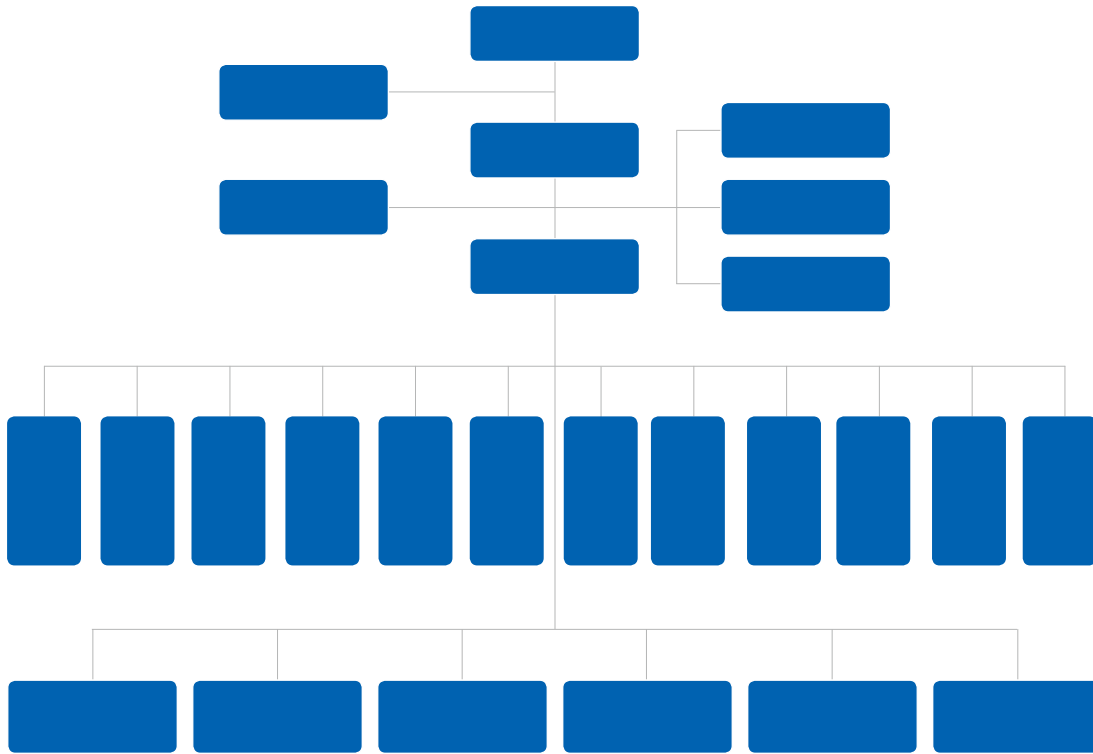
2008

CSR





2014



19


EHS



2014



90



2013



2013

RDMS

"


"









		
		<p>2014 11</p>
		<p>2014 11 21 23 " " " - " " " " 2014 12 27 " " " " 2014 " "</p>
		<p>2014 8</p> <p>2014</p>
		<p>2014</p> <p>2014 8 6 " " "</p> <p>2014 10 " "</p>
	<p>NGO</p>	<p>2014 4 19 " " 10</p>

The image shows a large, empty table structure. It features a solid blue horizontal header bar at the top. Below the header, the table body is filled with a light blue gradient. The table is divided into three vertical columns by thin white lines. The first column is the narrowest, the second is of medium width, and the third is the widest. The entire table area is currently blank, with no text or data visible.



20



CSR

2014

2014

2014

CSR

2014 4 1

2014

2014  
2



2014					
19	>1.2	6	580		98

45	2,990	3	1,832	98.23%	
				88.17%	
				93.49%	
					100%
					100%
				96.88%	
				100%	

	1	50,000
	1	5,500
2014	1	29,000
	1	45,000
	1	100,000

	2012	2013	2014
	950	1987	1184
	1800	2400	2580
	1170	1800	2400
	640	680	790
	0	0	406

国家药品质量与安全研修班”开班典礼致辞)：

“ 2014

”

CFDA 南方医药经济研究所副所长、医药经济报总编陶  
剑虹(复星医药二十周年致辞)：

原国家食品药品监督管理总局副局长任德权(复星医药  
二十周年致辞)：

20

20

“ ”

东方早报 闫鹏飞(2014 复星医药媒体沟通会)：

中国民主同盟上海市委员会委员、上海海洋大学教授谈  
向东(复星医药二十周年致辞)：

“ ”

中国医药创新促进会执行会长 宋瑞霖(复星医药二十周  
年致辞)：

个人投资者(上交所“我是股东”活动)

“ ”

中国商务部援外司副司长王永普(“2014 年非洲英语





1,202,553

239,435

2014	"	"	"	"	"	"	"	"	"
2014	1,202,553	2013	733,665	20.30%	2013	239,435	2014	6	6
	11.43%		271,805					3	
			211,287						
					133,102				
2013	7.55%	17.48 %			33.51%				
29.75									

" 4+1"

WHO

125 ,26

SOP

11

41

GCP

2014

CD20

5

( " & & 51% X1\$+0E ) O\$ ; » -%2† D± : 8 D± 0Ó @ ±" û : \*%X

2014

5.64

28.93%

2013

2014




4.52 ,

6.16%

2010 -2014



研发支出 6.85 亿元（含资本化开支），同比增长超过 35.64%。



2014

733,665

2013

11.43%

2014

	CML	2014	Alma
Lasers			
	Alma Lasers		
1470		5	CE
3	FDA		

## 2014

2014 5 51%

### Miacom Diagnostics GmbH

2014 6 Miacom Diagnostics GmbH

2014 8  
6.8

2014 12 8.45 65%











## 2014

2014	1	20	IDA
2014	3	17-18	TEVA
2014	5	27	ASTELLAS
2014	7	5-6	
2014	7	9-18	WHO
2014	9	23	Johnson & Johnson
2014	9	25	MYLAN
2014	11	11	
2014	12	10-11	MISSION

2014

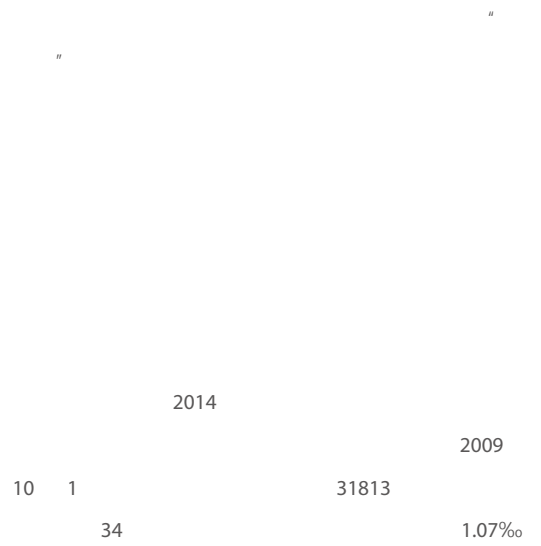
ISO13485

2014

## 2014

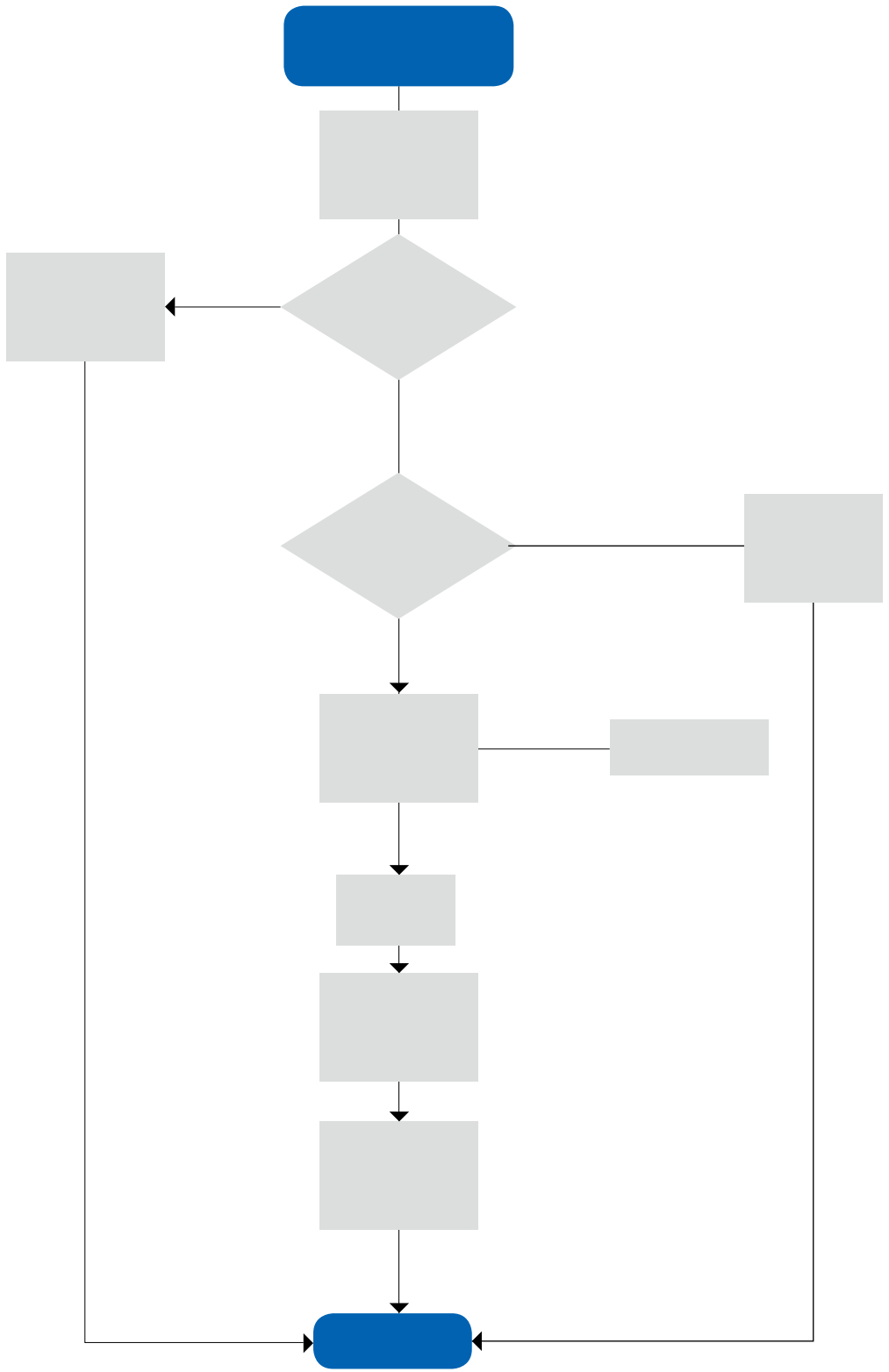
2014.9	TUV	ISO	2014.6	TUV	ISO	DNV	ISO 13485
9001	ISO 13485		13485			ISO 9001	CE

2014 年度医疗器械成员企业接受药监部门多次现场检查，涉及 7 个品种 7 个批次，检查结果均合格。



2014

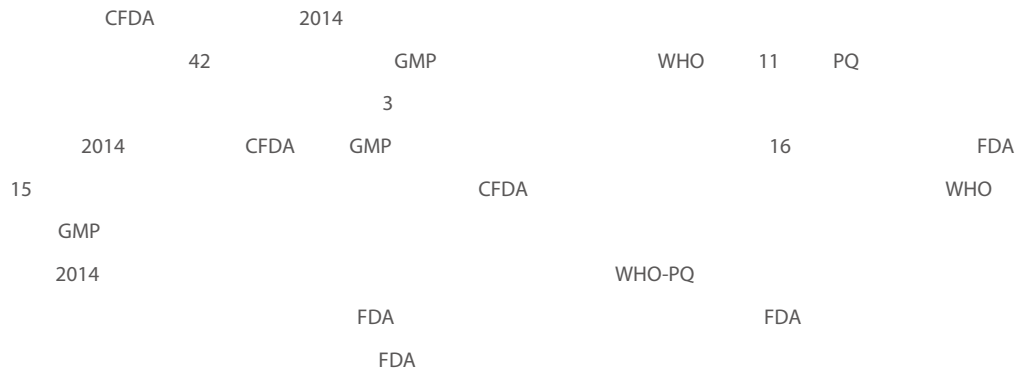
2014





42

GMP



2014

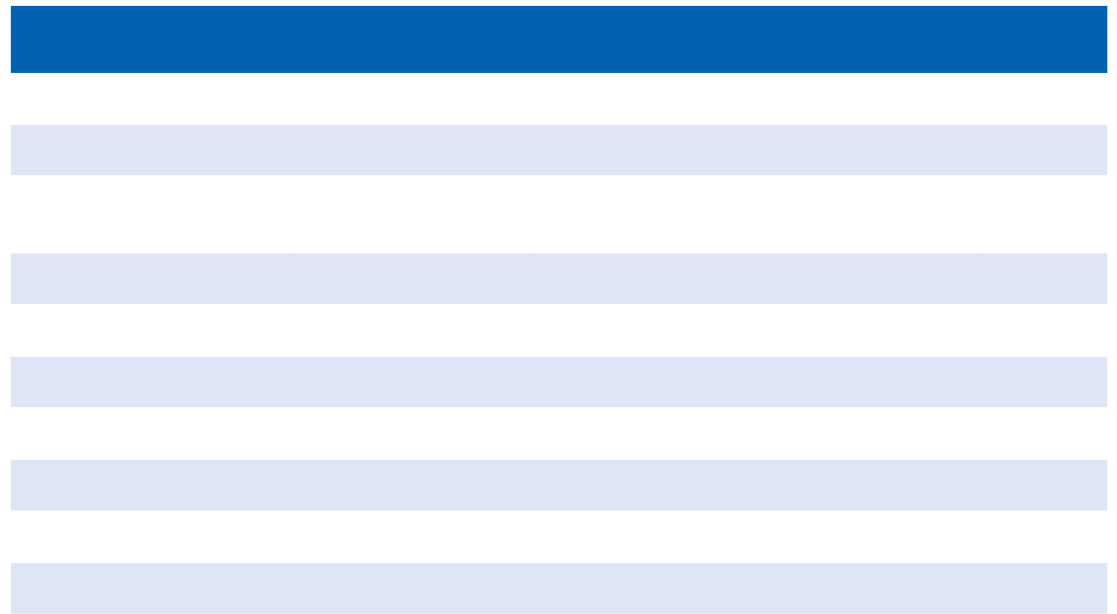
CFDA

GMP



16  
4

GMP



2014

GMP

ISO13485

2014 3

" "

A

2014

GSP	10
	8

2014


2014

2014

" "

2014

2014

2014

"

"

2014





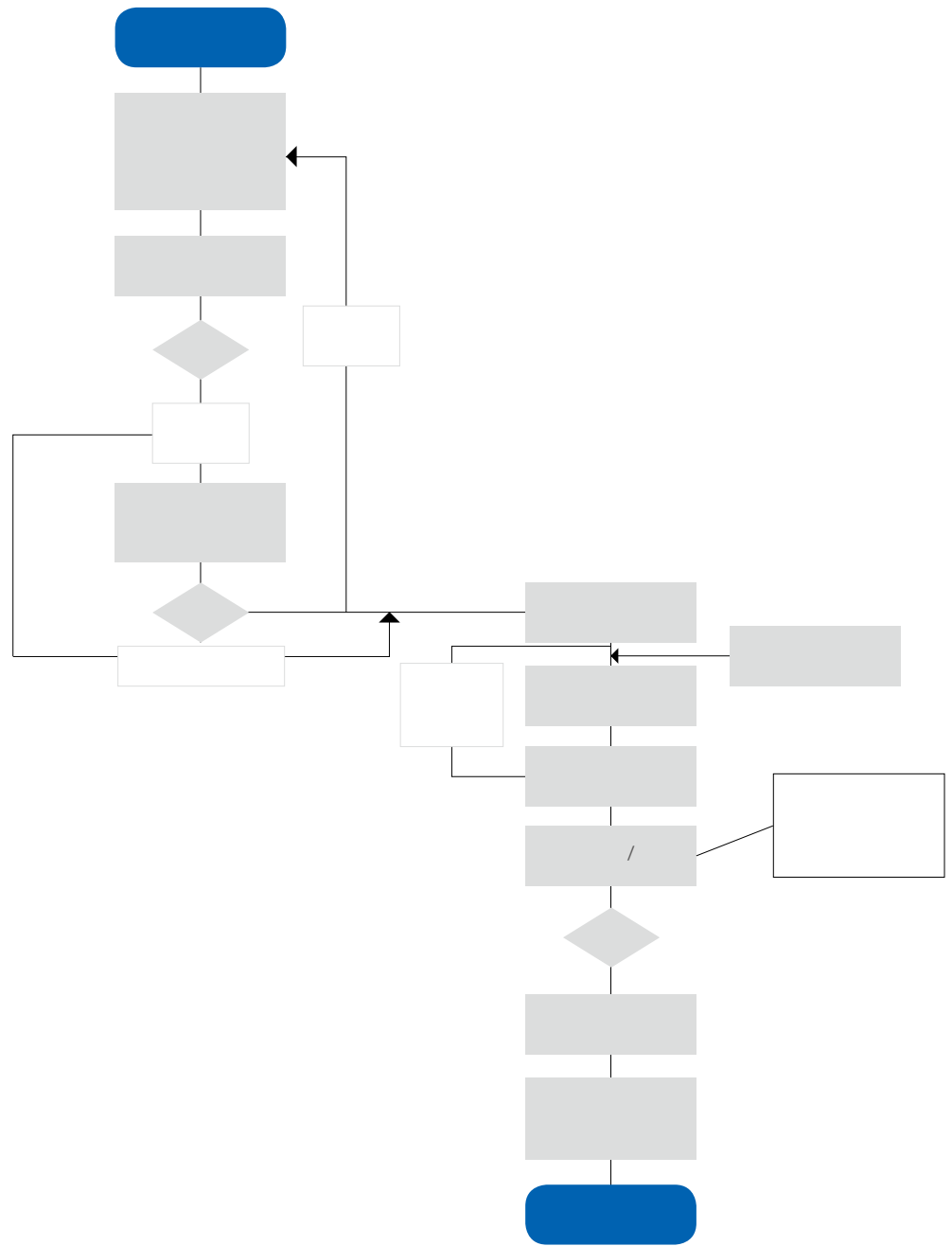
## 2014

	165	52	70	54	47	35
	165	52	70	54	47	35
	100%	100%	100%	100%	100%	100%
	31	16	10	18	3	32
	19%	31%	14%	31%	5%	30%
	0	8	0	0	1	0
	0	0	0	0	0	14

\*2014

	1	4		3	1	1
	1	3	1	2	1	1
		15	4	3	2	2
		3	3			
	1	12	11	4		3
		2	3		2	2
		5	2	2	2	2
	3	2	5	1	14	2
		2		3		5
	20	19	6	5	19	7
		2	4	14		14
		1	2			1
	5	14	10	9	6	3
	1	1	1		3	1
	7	11	8	1	6	3
	1	16	4	2		1
		1				
	2	5		1	2	2
	1	1	1	2	2	
		1			1	
	6	10	7	2	8	8
	3	13	1	1	1	
			2		2	3
			1			
				2		
			1			
			2			
		21	1			1
	52	164	80	57	72	62

\*注：该表格中的数据根据复星医药成员企业提供的按区域划分的主要供应商数目累计而成。主要供应商指与成员企业的产品生产及质量较为相关的供应商。



" " "

time-out

" " " "

ICU

2014

2014

JCI

" " " "

" Time out "





2014



EHS

11/16/18

SW



2014

8,377,364 /  
421,765,752 /  
51,835,011 /  
122,713,255 /  
2014  
+ =174,548,266 /

2014

EHS

	/	/	( : /	/ :
2011	7,440,584	174,413,259		109,521,700
2012	6,175,823	249,387,502		79,928,627
2013	7,777,884	365,006,317	44,859,276	120,177,461
2014	8,377,364	421,765,752	51,835,011	122,713,255

2014

37

2014

6

GMP

2013





					kg	
			35,182,860	35,182,860	-	-
		10ml	34,839,241	34,839,241	-	-
			305.76	305.76	-	-
			421.2	421.2	-	-
			2700	2,700	-	-
			7000	7,000	-	-
			1,000	420	-	-
			1,000	6,580	-	-
			1,681,950	1,798,770	-	-
		D	320	320	-	-
			154,015	150,142	-	-
			412,686	445,646	-	-
		5ML	38,274,680	37,515,354	-	-
		20ML	10,683,000	10,414,662	-	-
			1,705,066	1,333,429	-	-
			1,900.00	1,766.20	-	-
			9,250.00	7,404.91	-	-
			5,160.00	3,441.07	-	-
			22,016.16	21,421.14	-	-
			12,103.58	11,829.56	-	-
			23,362.95	24,147.60	-	-
			15,741,232	8,959,956	-	-
			17,840,000	8,847,535	-	-
			14,847,000	9,198,713	-	-
			3,652	3,000	-	-
		10g/	6,000	3,948	-	-
			324,650	312,050	-	-
			970	766	-	-
			1,050	889.5	-	-
			300	139	-	-
			440	434.5	-	-
			23009	28,799	-	-
			30574	31,495	-	-
			46046	30,777	-	-
			610	370	-	-
			0	460	3,000	-

35000

1,020  
610

				kg		
		-	21,953.52	17,872.60	-	-
		PVC	101,617.98	98,049.50	-	-
			1,950	1,731.12	-	-
			3,160	2,565.20	-	-
			8,675	8,950.50	-	-
			30,334	34,363	-	-
			8,925	9,115.06	-	-
		45ml	487	431	-	-
			16,895	16,199	-	-
			51,000	49,000	-	-
			4,000	5,700	-	-
			-	-	-	-
			180,000	180,000	-	-
		N,N-	100,600	112,500	-	-
			36,557	36,500	-	-
			27,334	27,300	-	-
			22,527	20,920	-	-
			4,799.16	3,689.1	-	-
			-	-	-	-
			-	-	-	-
			49,500	49,500	-	-
			12,000	12,000	-	-
			82,500	82,500	-	-
			65,600	61,000	-	-
			224,870	201,570	-	-
			550,000	507,544	-	-
			343,166	328,100	-	-
			12,550	12,550	-	-
			737	737	-	-
			500	500	-	-
			115	115	-	-
			38.5	38.5	-	-
			250	250	-	-
			7,882.2	8,300	-	-
			10,001.3	12,900	-	-
		PVC	46,558.7	52,300	-	-
			63,075	60,978.73	-	-
			75,044.6	71,094.23	-	-
			35,000	32,751.16	-	-
			83,300	85,058.25	-	-
			15,475	12,191.609	-	-




		kg			
		7,300	6,400	-	-
		100	90	-	-
		70	51	-	-
		530	450	-	-
		177,000	120,500		
		857,000	546,321		
		32,059.6	47,502		
		2,313	3,861		
		5,939	5,573		
		15,000	20,000	5000	25%
		160,00	12,000	-	-
	PVC	248,114	233,114	-	-
		240	180	-	-
Alma Lasers	(kg)	66,500	66,500	-	-

注：未明确数量单位的，其量纲为公斤。

	1.3300	/
	1.7143	/
	0.5143	/
	0.08576	/
	0.7143	/
	1.4571	/
	1.4714	/
	1.4286	/

	kwh	M <sup>3</sup>	Kg	M <sup>3</sup>	Kg	Kg	Kg	Kg	Kg
	10,747,600	-	-	-	28,654,000	-	-	-	-
	6,315,280	-	-	-	21,505,000	-	-	-	-
	5,300,000	6,300	-	-	4,400	-	581,000	-	-
	6,654,552	-	-	-	10,500,000	-	250	-	-
	811,500	-	-	-	-	426,800	-	-	-
	185,400	-	-	-	602,000	-	-	21,570	-
	1,443,881	-	-	-	3,872,700	-	-	-	-
	22,510,150	2,169,899	-	-	-	-	268,850	47,880	-
	474,350	26,780	-	-	-	-	-	-	-
	4,611,793	462,743	-	-	1,500,000	-	-	-	-
	2,167,922	622,208	-	-	-	-	7,500	2,217	-
	290,000,000	-	-	-	-	120,000,000	-	-	-
	1,664,460	-	-	-	-	3,000,000	2,783.82	11,920	-
	20,802,500	-	-	-	-	8,561,000	-	-	-
	947,981	-	420	-	-	-	-	-	411,210
	1,705,344	85,433	-	-	-	-	-	18,800	-
	6,430,445	-	-	5,061,559	-	-	102,270	-	-
	4,913,638	-	-	-	12,722	-	-	-	-
	9,585,000	1,188,484	-	-	-	9,350,000	-	-	-
	879,769	-	-	-	-	-	42,000	-	-
	170,573	-	-	-	-	-	-	2,214	-
	2,106,167	-	-	-	-	-	-	127,712	-
	921,100	484	-	-	-	-	-	22,587	-
	1,516,000	75,298	-	-	-	-	4,852	23,037	-
	2,251,291	156,000	100	-	-	-	6,000	4,800	-
	3,317,362	-	-	-	-	-	10,769	7,692	-
	5,447,326	229,418	-	-	2,190,000	-	53,000	25,000	-
	2,100,000	-	-	-	-	-	-	-	-
	820,000	-	-	-	-	-	-	-	-
	470,000	-	-	-	-	-	-	-	-
	687,189	-	-	-	-	-	-	5,132	-
	136,430	-	-	-	-	-	-	-	-
	126,900	-	-	-	-	-	-	-	2,480,000
	896,169	-	-	-	-	434,150	-	19,305	-
	1,800,000	-	-	-	-	-	18,623	15,857	-
	160,248	-	-	-	-	-	1,158.00	1,144	-
Alma Lasers	687,432	-	-	-	-	-	-	-	-



2014

	255,076	100%	25	40 4.5
	83,760	100%		14.28
	108,000	100%		10
	109,923	100%		0
	28,976	100%		1
	16,120	100%		0
	39,967	100%		0
	268,720	100%		7.89
	13,624	100%		0.04
	107,987	100%		31.93
	41,900	100%	/	7.4
	4,200,000	100%		0
	36,000	1% 99%	, 8000	4
	723,588	100%		130
	59,210	100%		0
	14,887	100%		0
	289,278	100%	,	12.5
	97,642	100%		0
	603,772	100%		*>BAW*)B6f
	13)			3,771F74>TAE42>T666>T161260A>TEA8>Tf6.784 0.6(0)T%)TBA1>T1_0 1 Tf2132
	3,771F74>TAE42>T666>T161260A>TEA8>Tf6.784 0.6(0)T%)TBA1>T1_0 1 Tf2132			



2014

	1,457	-	-	-		
	-	128	-	-		
	-	34,572	-	-		
	-	1,200	200	-		
	-	3,400	-	-		
	-	-	-	22	18	4
	-	2,500	-	-		

2014  
8,377,364

2013      2014  
                 7.8  
                 6

2014



2014

COD			
			/
84,763	2.330	0.0186	/
30,000	1.434	0.019	
26,500	1.100	0.008	
98,931	0.780	0.079	
7,200	0.376	0.007	
16,120	0.035	0.004	
84,000	4.960	0.610	
12,785	0.652	0.007	
29,421	7.020	0.606	
23,308	0.932	0.074	
3,500,000	343.000	51.000	
20,000	0.755	0.006	
171,410	11.313	0.008	
47,368	2.084	0.094	
73,317	6.1	0.61	
480,000	38.400	6.700	
119,903	0.309	0.058	
171,410	11.313	0.008	
4,100	0.586	0.029	-
1,653	0.033	0.001	
875	0.125	0.006	-
33,737	2.867	0.316	/
28,511	1.853	0.428	

2014 年复星医药各成员企业水污染物的排放都能做到符合规范、持续达标排放，本公司没有收到污染周边环境事件的报告。




2014 ( ) 2014 , ,

2014 ( )

m <sup>3</sup>	NO	SO	VOC		A				
60,000,000	-	-	-	-	-	-	-	-	-
10,800,000	1.80	-	0.13	-	-	-	-	-	-
22,760,000	2.41	9.83	1.17	-	-	-	-	-	-
77,300,000	6.00	0.15	1.66	-	-	-	-	-	-
33,800,000	2.15	0.90	0.90	12.63	0.05	-	-	-	-
7,536,864	0.45	0.08	0.15	-	-	-	-	-	-
1,296,588,000	55.92	54.72	116.79	-	-	-	-	-	-
66,390,000	3.22	9.72	3.01	-	-	0.75	-	-	-
83,200,000	10.65	12.81	2.71	-	-	-	-	-	-
7,130,000	0.82	1.78	0.37	-	-	-	-	-	-
939,763	0.089	0.01	0.014	-	-	-	-	-	-
747,769	0.15	0.11	0.01	-	-	-	-	-	-
3,966,856	-	-	0.05	-	-	-	-	-	-
5,262,000	0.01	0.05	0.04	-	-	-	-	-	-


2014 年本集团各成员企业大气污染物的排放都能做到符合规范、持续达标排放，未发生因废气排放而导致大气环境质量改变的污染事件。

2014



2014  
3,200  
2,000

2014



2014





" ) ( "

EHS

EHS

EHS

EHS

EHS

EHS

EHS


EHS 2014

5%

20

MSDS

2014







---

---

---

---


---

---



---

---



---

---

---

---

2014 9 13 1289  
A

8 5.7 45.6

6 ---

100%

OA

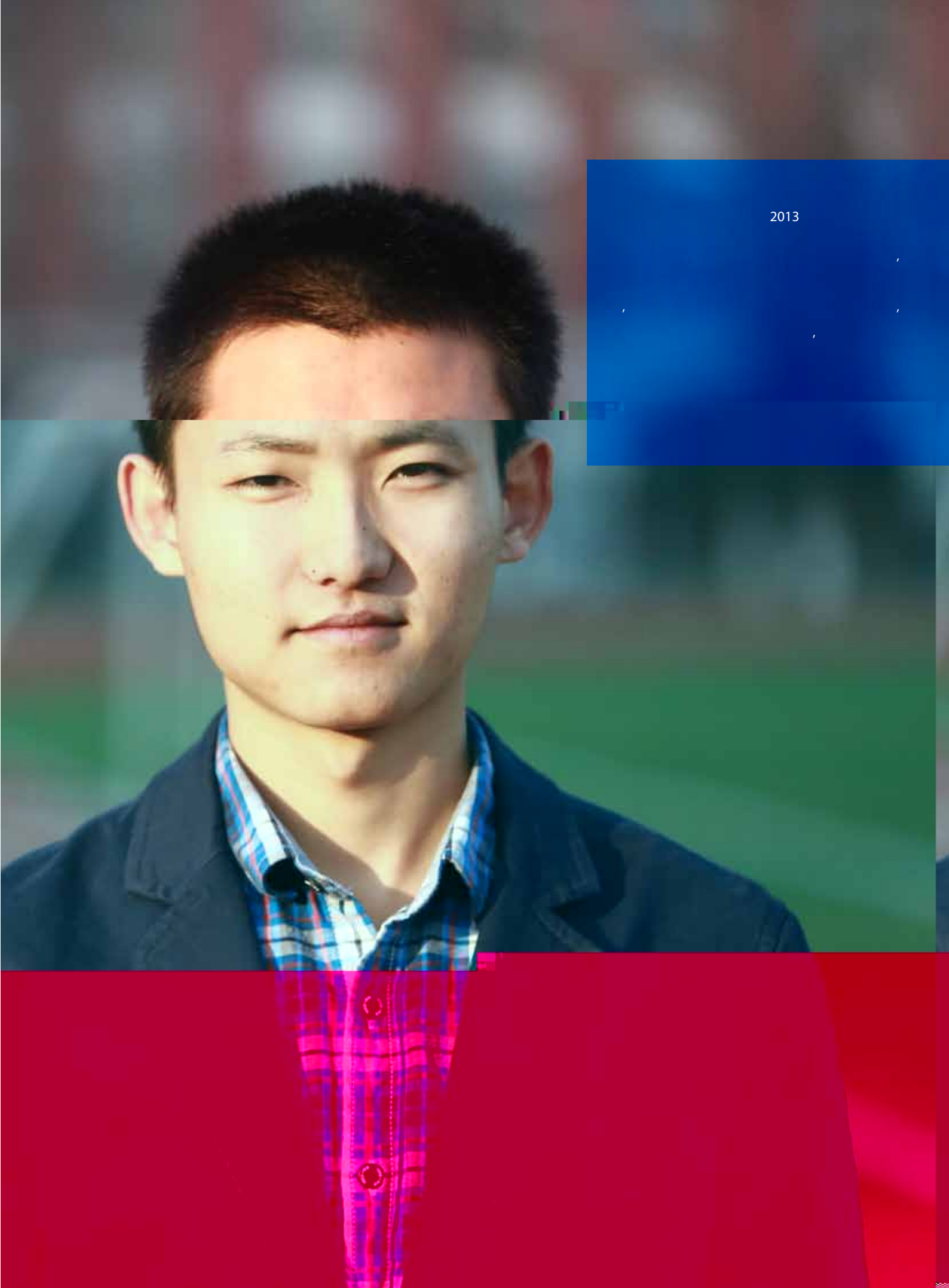
2014  
50%

1+N”


“ 1+N”

披露说明：本报告对与本集团具有重要影响的工作环境质素下的健康安全和环境保护质素进行了披露，包括相关的重要关键绩效指标；对于与本集团有一般影响的部分关键指标，也作了部分性自愿披露。鉴于中国大陆未将温室气体排放纳入强制管控要求以及相关统计方法尚未完备，本次报告中未予以涵盖，将在未来的适当时间完善补充。

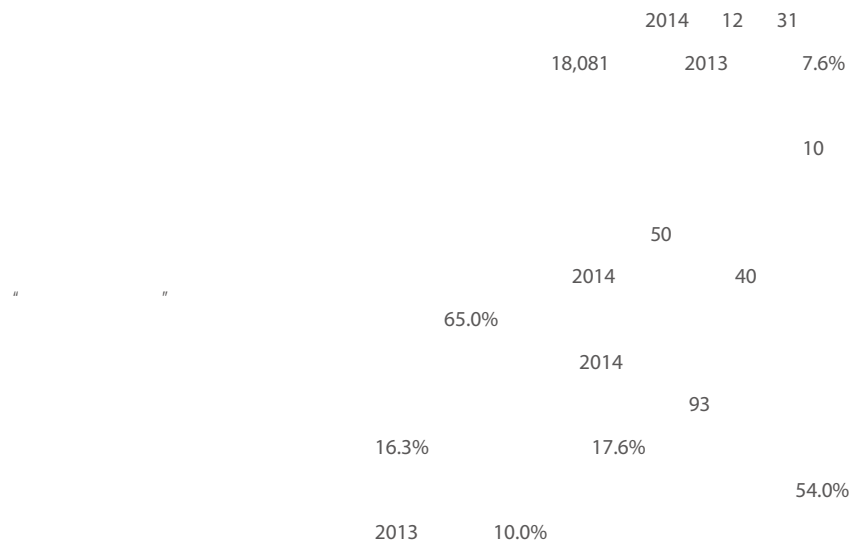
（数据说明：EHS 报告的上述部分，各表中所披露的数据均为依据国家或地方的相关规定、行业标准、成员企业制定的管理规定或惯例等方式进行统计，并进行了合理的校验后而得出。对于由于各种客观原因未能确认有效性、完整性的数据，在表中以 ‘ - ’ 表示；对于不适用的数据项，在表中以 “ NA ” 或 “ 不适用 ” 表示）



2013







2014	18,081	8,800	9,281
2013	16,791	8,246	8,545
2012	14,357	7,222	7,135
2011	13,192	6,794	6,398


2014	93	749	4,229	4,693	8,317
2013	80	637	3,794	4,368	7,912
2012	50	472	2,931	3,364	7,540
2011	48	441	2,778	2,910	7,015

2014	666	7,547	3,938	1,675	462	1,396	2,397
2013	635	6,468	3,927	1,570	436	1,552	2,203
2012	512	6,272	3,829	1,545	349	1,177	673
2011	661	5,049	3,088	1,923	379	1,555	511

	16	20	20	30	30	40	40	50	50	55	55	60	60
2014	462		5,850		5,445		4,325		1,110		670		219
2013	488		5,885		5,354		3,044		1,097		715		208
2012	141		4,963		4,448		3,392		793		521		99
2011	513		4,506		3,854		3,000		765		467		87

	18,081	8,800	9,281	75	416
	100%	48.67%	51.33%	0.41%	2.30%

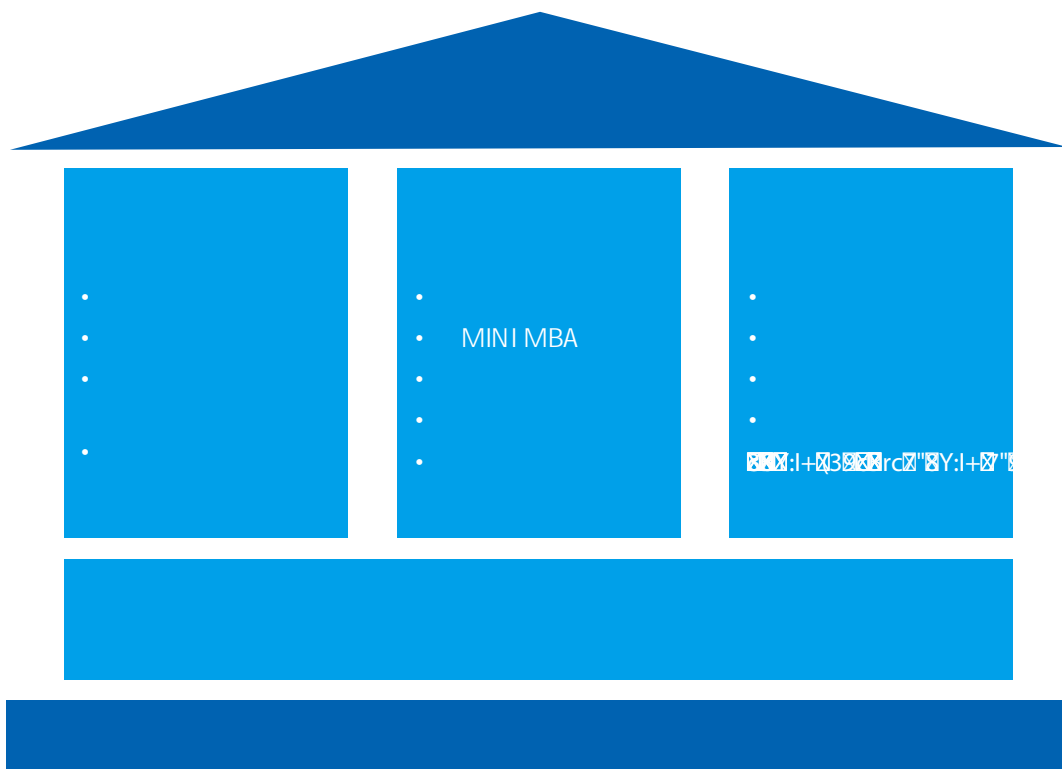
" "



2014

2014 " "  
+ " "  
" " " " " "  
" " " " " "  
" " "  
20

mini-MBA



\*1 高层管理者为企业副总裁（包含副总裁）及以上级别的人员。

\*2 培训总人数为参加培训的人数与培训总课时的乘积

注：此培训数据中未统计 Alma Lasers

:



2014

T24

2

PPT

:

2014


\$64.4\*



30

3500 150

7

7

"

ppt

---

---

7

" "

2014

Pre-IPO

2007

360

	2013	2014
	49	52
	7	3
	9	5
	159	193
	37	32
	30	21

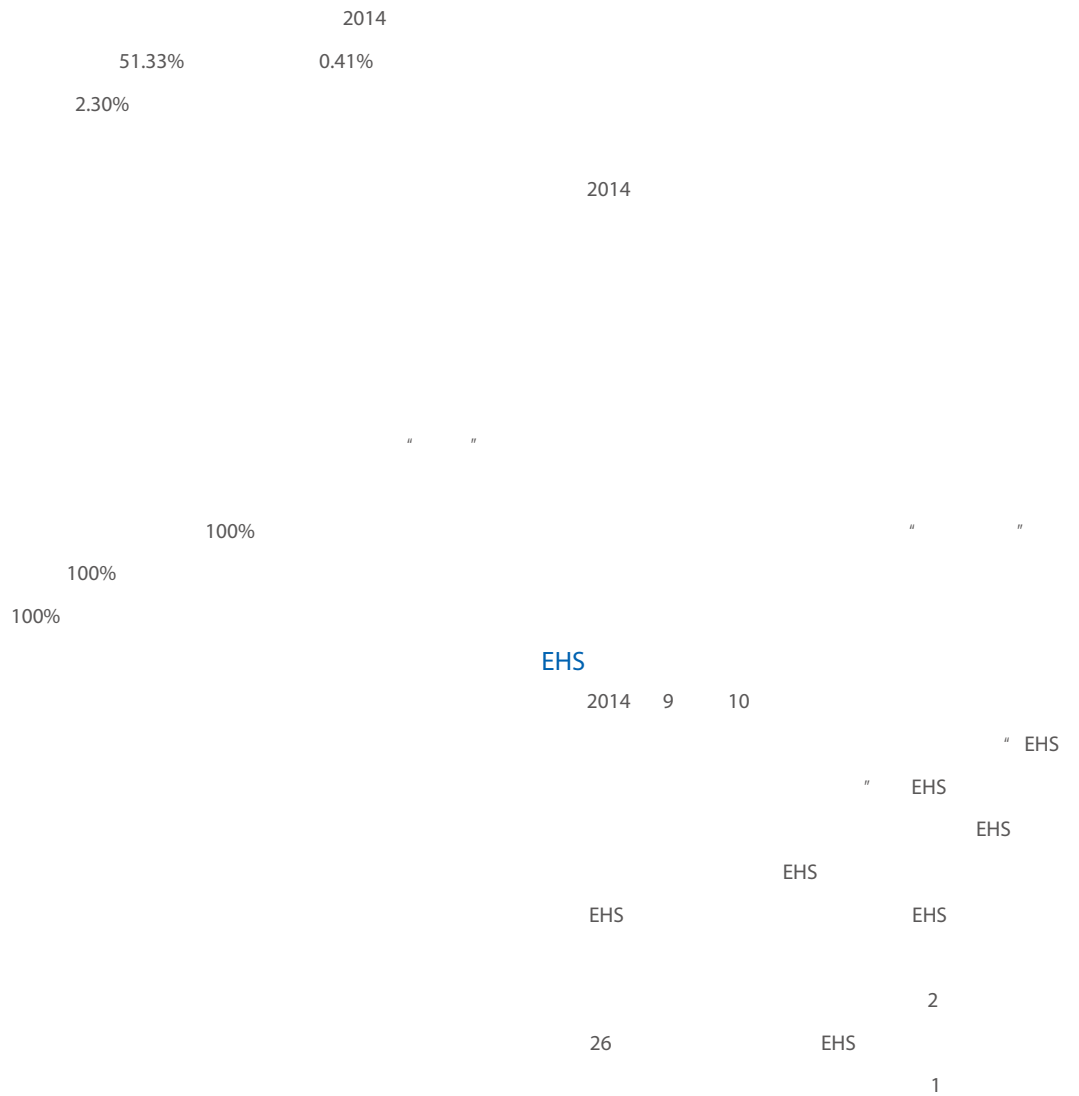
	2011	2012	2013	2014
	14.50%	18.90%	17.57%	17.05%
	13.31%	17.21%	14.76%	14.5%

注：流出率 = 所有离职员工人数 \* 2 / (期初 + 期末总人数)；流失率 = 主动离职员工人数 \* 2 / (期初 + 期末总人数)



	2010	2011	2012	2013	2014
	24.31%	24.10%	20.60%	19.12%	11.48%

/





2014

		"	"	3200	
				700	
1	1	2			
20					
13	71			2014 9 13	1289
13	84			A	
		8.4			







“ ”

2014  
2.36 / (2013 1.90 / )

2008 5 14

2014

\*注：每股社会贡献值 = 每股收益 + ( 纳税额 + 职工费用 + 利息支出 + 公益投入总额 ) / 期末总股本

2014

"

"

100%

2014

15

2014

2014

48

OA

2014

5





陈浩明  
复旦大学生命科学学院书记

“

”



“

”

2014 10 19

“

”



“

2014 11 29

“

70

“

”

“

”

1

3 6 1 1

2014

“

”

”

”

”

21

5

5



傅博雪  
和睦家中国医疗基金会运营经理



“

”

2014 4 19

24

”

”

12

—

”

50KM

2014



”

”



2014

2014 " 100 5

20 2014

2014 16

63 2014 8

20 39 11

2014 10 14 "

" "

2014



2014 5 11

"

"

"

"

"

"

上海市儿童福利院茉莉园主管兼护士长 汪耀黎

"

"



汪耀黎

上海市儿童福利院紫荆园 1 组班组长 吴坚红

"

"



吴坚红


上海市儿童福利院儿童 何元强

"

"

上海市儿童福利院院长 朱海燕

"



朱海燕

2014

83%

"






--	--	--



---



2014

			7.30	" "
			14.90	8.6 " "
		" "	0.02	" "

					2380
	8	340	90%		
			2006		
30					
2014		2	ARTESUN		220
2014	1				11

18

	SMC	5		SPAQ-CO	MMV
			SMC		
			" eCME	"	
				4	25

2013



2014 1 16 " " 2013

" " 2014 4 2 " 2013

" " 2013

" " 19

2014 2 2014 4 10 2014

2013 2013 " 2013

2013 " 2013 "

" 2014 50 "

2014 4 13 " "

2014 4 2013 50 "

2013 " 50 "

" 2014 50 "







2010	2011	2012	2013	2014
			1.90	2.36
11,484	13,192	14,357	16,791	18,081
5,975	6,794	7,222	8,246	8,800
5,509	6,398	7,135	8,545	9,281
100	100	100	100	100
59,444	65,682	76,594	124,594	163,190
100	100	100	100	100
	0.51%	0.52%	0.38%	0.41%
	196,104	410,016	549,602	704,438
12.82%	14.50%	18.90%	17.57%	17.05%
			100%	100%

2010	2011	2012	2013	2014
111	118	107	119	125
5	3	3	8	11
2.72	3.10	3.70	5.05	6.85
78	70	70	72	86
		33	32	36
	559	766	779	856



.....

.....

.....

.....

.....

.....

.....

.....

.....

.....

.....

.....

Nature's Sunshine Products, Inc.

NSP

.....

.....

.....

.....

.....

.....

\*

Chindex Medical Limited

CML

Alma Lasers Ltd.

Alma Lasers

.....

.....

( )

.....



Saladax Biomedical, Inc		Saladax Biomedical	
IMS Health Inc.		IMS	

\* 注：为 CML 的间接全资附属公司

GRI	Global Reporting Initiative,	GRI
GMP	Good Manufacturing Practice	
PEFC	Pan European Forest Certification	PEFC
EHS	Environment Health Safety	
CAPA	Corrective Action & Preventive Action	,
FDA	food and drug administration	
TB Alliance		
RDMS	Research and Development Management System	
cGMP	Current Good Manufacture Practices	
OOS	Operation Support System	
CFDA	China Food and Drug Administration	
GSP	Good Supply Practice	
SOP	Standard Operation Procedure	
COD	COD Chemical Oxygen Demand	
PDCA	(Plan) (Do) (Check) (Action)	
RCA	RootCauseAnalysis	
PVC	Poly Vinyl Chloride	
JCI	Joint Commission on Accreditation of Healthcare Organizations	JCAHO
DNV	1864	
ICU	Intensive Care Unit	
ISO13485	" "	ISO
ISO9001	TC176 TC176	
ISO14001		
OHSAS18001		BSI (DNV) 13 1999



86 21 33987125  
1289 A 200233  
sunl@fosunpharma.com www.fosunpharma.com

2014

---

---

---

---

---

- 1
- 2
- 3
- 4
- 5

## 2013

润灵环球责任评级(RKS) 总裁、高级分析师 张浩而

2013 AA

A

2015

复星医药： 2013

复星医药：2014

北京化工大学低碳经济研究中心

2015 1

(2013 )

665

2013

50

20

责扬天下(北京)管理顾问有限公司 上海办公室副主任 张沁莹

2013

复星医药：



2014

# GRI4



## GRI4

G4-1*					6-7
G4-2				6-7	16-17 125
G4-3*					11-12
G4-4*				12	33-37 108
G4-5*					90
G4-6*					12 19
G4-7*					11 21
G4-8*				19	36-37
G4-9*				12	29-31
G4-10*	a.				
UNGC	b.				
	c.				
	d.				81-82 88
	e.				
	f.				
G4-11*					89
OECD/UNGC					
G4-12*					48-51 77-78
G4-13*				12 20	26 37 89
G4-14*				43	93-94
G4-15*					27-29
G4-16*					29

\*注：GRI4 一般标准披露项中标注的“\*”表示该项为 GRI4 核心方案必须披露项。根据核心方案要求，GRI4 具体标准披露项中的每个确定的实质性方面必须披露至少一个指标。



G4-17*	a.					4	109
	b.						
G4-18*	a.					4-5	78
	b.	"		"			
G4-19*							5
G4-20*							4
G4-21*							6-7
G4-22*						4	29
G4-23*							4-5
<hr/>							
G4-24*							24-28
G4-25*							25-28
G4-26*						25-28	31
G4-27*						25-31	112
<hr/>							
G4-28*							4
G4-29*							4
G4-30*							4
G4-31*							112
G4-32*	a.	"		"			
	b.			GRI			
	c.			GRI		"	"
						4	114-122
G4-33*	a.						
	b.					4	113 123-124
	c.						
	d.						
<hr/>							
<hr/>							

# GRI4



G4-34*									20
G4-35									20-21
G4-36									21
G4-37									25-28
G4-38									20
G4-39									21
G4-40									21
G4-41									21
G4-42									20-21 41 55 93
G4-43									33-37 55-78 93-94
G4-44	a.								
	b.								20-23
G4-45	a.								
	b.								6-7 18-23 24-29
G4-46									21-23
G4-47									23 38 93
G4-48									18
G4-49									21
G4-50									20-21
G4-51	a.								
	b.								38 88
G4-52									20-21



G4-53

G4-54

G4-55

---

---

G4-56\*

---



---



# GRI4

G4-EN1		57-61
G4-EN2		58-61 65
G4-EN3		56-63
G4-EN4		
G4-EN5		57
G4-EN6		56
G4-EN7		58-61 64 67
G4-EN8		56-57 64
G4-EN9		
G4-EN10		64
G4-EN11		
G4-EN12		
G4-EN13		
G4-EN14	(IUCN)	
G4-EN15		
G4-EN16		
G4-EN17		
G4-EN18		
G4-EN19		
G4-EN20	(ODS)	
G4-EN21		69
G4-EN22		67

G4-EN23		65-66
G4-EN24		
G4-EN25	I II III VIII	
G4-EN26		
G4-EN27		55-56
G4-EN28		68-69
G4-EN29		
G4-EN30		
G4-EN31		70
G4-EN32		
G4-EN33		
G4-EN34		

OCED/UNGC

G4-LA1		82 88-89
G4-LA2		38
G4-LA3	/	89 107
		UNGC
G4-LA4		89

# GRI4

		OCED
G4-LA5		72-73
G4-LA6		74
G4-LA7		71-72
G4-LA8		
		OCED
G4-LA9		107
G4-LA10		83-84
G4-LA11		88
G4-LA12		81-82
G4-LA13		89
G4-LA14		
G4-LA15		
G4-LA16		
		OCED/UNGC
G4-HR1		
G4-HR2		84
		OCED/UNGC
G4-HR3		
		OCED/UNGC
G4-HR4		
		OCED/UNGC
G4-HR5		





OCED/UNGC

G4-HR6 89

G4-HR7 77

G4-HR8

G4-HR9

G4-HR10

G4-HR11

G4-HR12

---

OCED/UNGC

G4-SO1 24-28 97

G4-SO2

OCED/UNGC

G4-SO3 94

G4-SO4 48 93-94

G4-SO5 94


OCED/UNGC

G4-SO6 /  
OCED

G4-SO7  
OCED

G4-SO8  
OCED

# GRI4



G4-SO9		
G4-SO10		OCED
G4-SO11		OCED
<hr/>		
		OCED
<hr/>		
G4-PR1		
G4-PR2		
G4-PR3		
G4-PR4		
G4-PR5	25	29 53
G4-PR6		47
G4-PR7		
G4-PR8		
G4-PR9		

## 通标标准技术服务有限公司上海分公司可持续发展验证报告 – 上海复星医药（集团）股份有限公司2014年度企业社会责任报告

### 验证的性质和范围

通标标准技术服务有限公司上海分公司（SGS）经上海复星医药（集团）股份有限公司（以下简称“复星医药”）授权，对2014年度企业社会责任报告进行独立验证。根据SGS可持续发展报告验证方法，验证范围包括本报告所含文本以及附随表格中的数据，并对上海复星医药（集团）总部、重庆药友制药有限责任公司和重庆凯林制药有限公司的数据及信息进行现场验证，其它披露的数据及信息不在流程范围之内。

复星医药2014年度企业社会责任报告中的信息和介绍由其总裁以及管理层负责，SGS并未参与2014年度企业社会责任报告任何材料的准备。

复星医药承诺将以客观公正的态度开展企业社会责任工作，秉承“诚信、务实、创新”的经营理念，不断提升企业社会责任管理水平。

### 验证依据和评估方法

- 根据《全球报告倡议组织可持续发展报告指南（GRI G4 2013）》评估报告。

验证包括验证前调研、现场审核、访谈相关领导与员工，以及对相关文件和记录进行核实。

独立审计的财务账户中的财务数据，并未作为本验证流程的组成部分与来源数据进行核对。

### 独立性与能力声明

SGS是全球领先的检验、鉴定、测试和认证机构。SGS集团在世界各地共有80,000多名员工，分布在1,650多个分支机构和实验室，构成了全球性的服务网络，提供的服务包括管理体系和服务认证；质量、环境、社会和道德审计及培训；环境、社会和可持续发展报告验证。SGS申明与复星医药为完全独立之组织，对该组织及其附属机构和利益相关方不存在偏见和利益冲突。

验证团队是由具备与此项任务有关的知识、经验和资质的人员组成的，包括社会责任报告主任审核员、SAI注册的SA8000主任审核员、ISO 26000主任审核员、CCAA注册的ISO 14001审核员、OHSAS 18001审核员和GRI注册学员等。

### 验证意见

基于描述的方法和进行的验证，复星医药2014年度企业社会责任报告中包含的信息和数据是准确的、可靠的，对复星医药在2014年度的可持续发展活动提供了公正和中肯的陈述，使我们感到满意。验证团队认为，该报告可由复星医药的利益相关方使用。

我们认为，该机构已在报告中选择了适当的验证方案。

### 《全球报告倡议组织报告指南（G4 2013）》结论、发现和建议

#### 实质性

复星医药以GRI G4指南作为报告编制标准，界定了相关的实质性方面，逐步建立完善的可持续发展战略与社会立

“ ” “ ”

“ ” “ ” “ ” “ ” “ ” “ ” “ ”



Fosunpharma



**FOSUNPHARMA**  
**复星医药**

( )

Shanghai Fosun Pharmaceutical (Group) Co., Ltd.

: 1289 A  
(86 21) 3398 7000  
(86 21) 3398 7020  
[www.fosunpharma.com](http://www.fosunpharma.com)  
200233